



US00D337050S

United States Patent [19]

[11] Patent Number: Des. 337,050

Hirst

[45] Date of Patent: ** Jul. 6, 1993

[54] COSMETIC DISPENSER

D. 323,617 2/1992 Miller D9/570

[75] Inventor: Kenneth W. Hirst, New York, N.Y.

OTHER PUBLICATIONS

[73] Assignee: The Gillette Company, Boston, Mass.

Beauty Fashion, May 1986, p. 79, lower left: Potter & Moore's Shower Gel, Containers.

[**] Term: 14 Years

Primary Examiner—B. J. Bullock

[21] Appl. No.: 724,315

Assistant Examiner—C. Tuttle

[22] Filed: Jun. 26, 1991

Attorney, Agent, or Firm—Stephan P. Williams

[52] U.S. Cl. D9/424

[57] CLAIM

[58] Field of Search D9/338, 557, 558, 570, D9/572-575, 418, 424; 401/62, 72, 88, 89, 98, 170-182; 215/1 R, 1 C; D28/7, 76, 77

The ornamental design for a cosmetic dispenser, as shown and described.

[56] References Cited

DESCRIPTION

U.S. PATENT DOCUMENTS

- D. 262,152 12/1981 Holloway D28/85
- D. 262,265 12/1981 Hadtke et al. D9/529 X
- D. 289,565 4/1987 Mann D9/338 X
- D. 292,775 11/1987 Keeler et al. D9/338
- D. 293,891 1/1988 Molvik et al. D9/557
- D. 303,022 8/1989 Schmitt D9/338
- D. 305,300 1/1990 Kraft D9/428 X
- D. 322,752 12/1991 Zintzmeyer D4/116 X

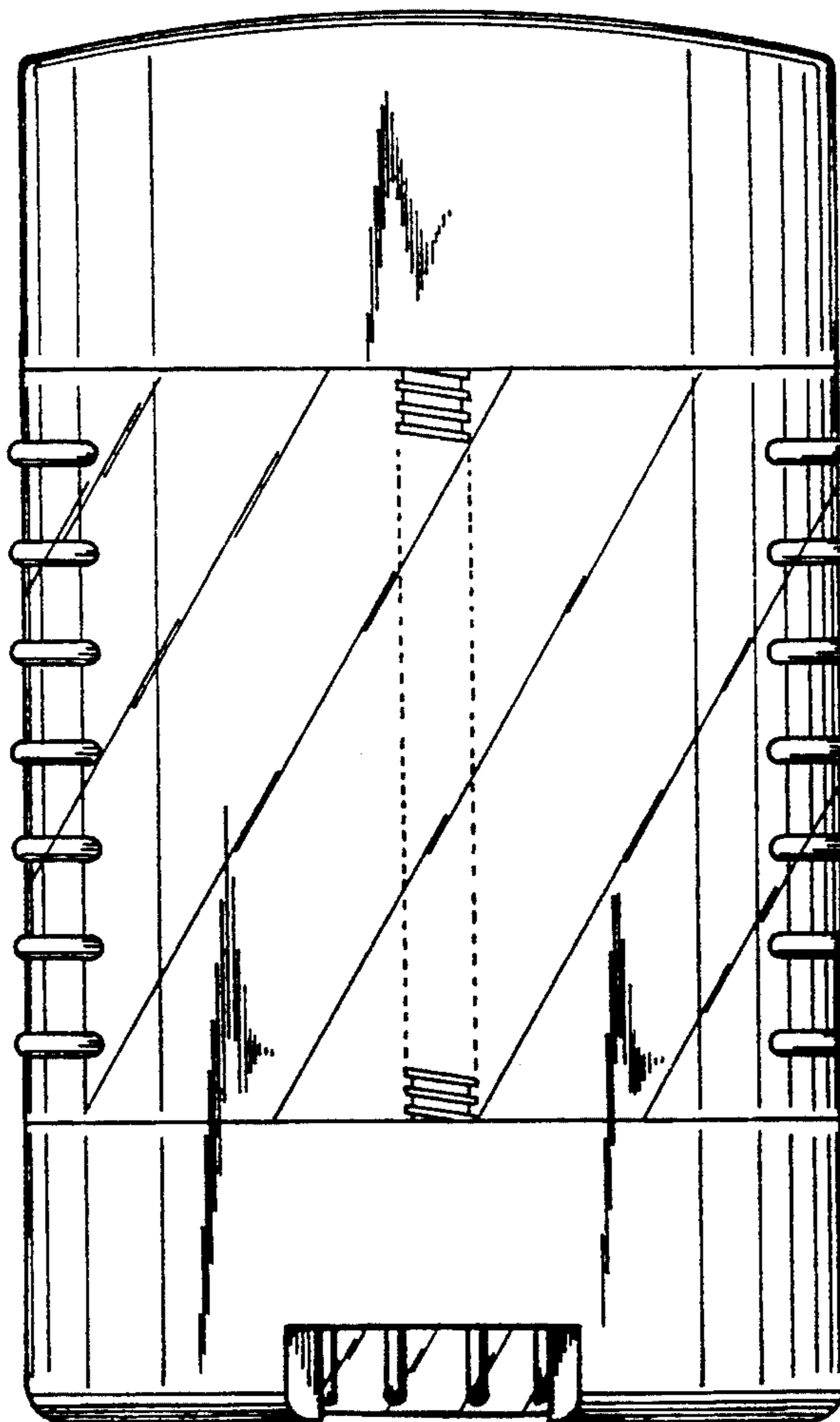
FIG. 1 is a front elevational view of a cosmetic dispenser showing my new design, the rear view being a mirror image thereof;

FIG. 2 is a side elevational view thereof, the opposite side being a mirror image thereof;

FIG. 3 is a top plan view thereof; and,

FIG. 4 is a bottom plan view thereof.

The portions of the shaft element shown in FIGS. 1 and 2 are understood to continue throughout the regions bounded by broken lines on the drawing.



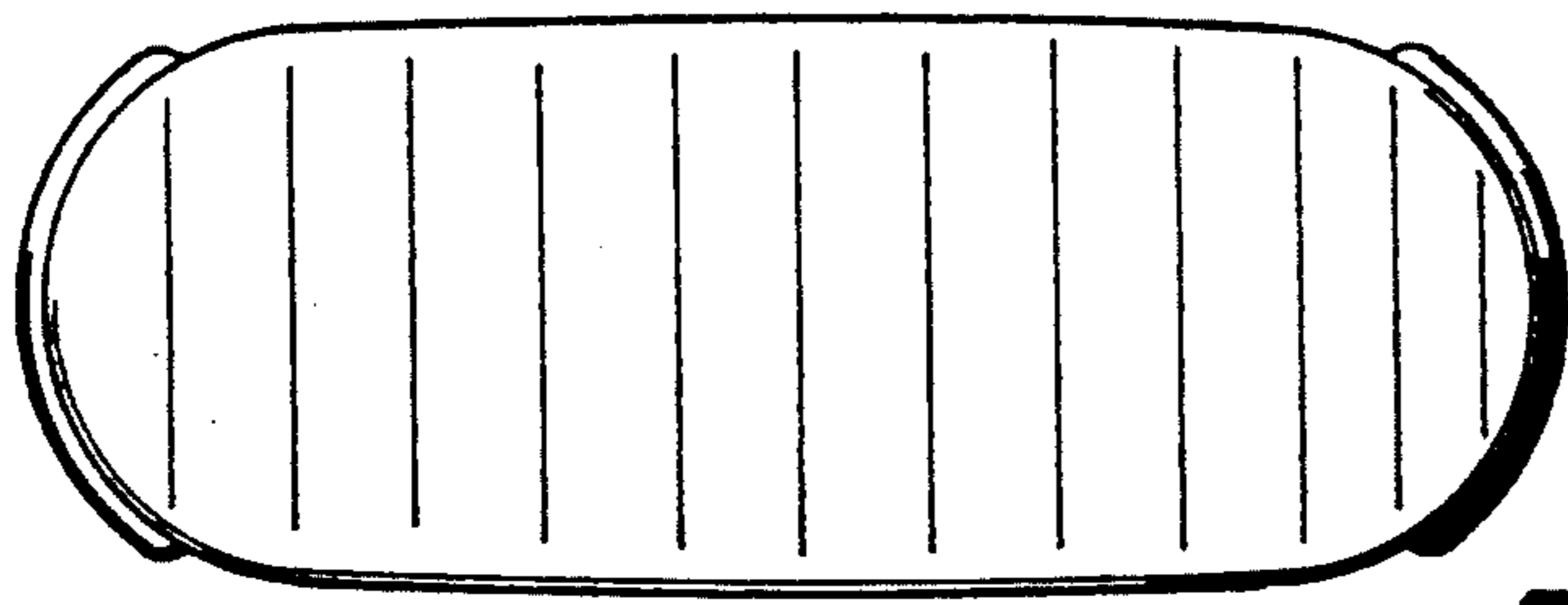


Fig. 3

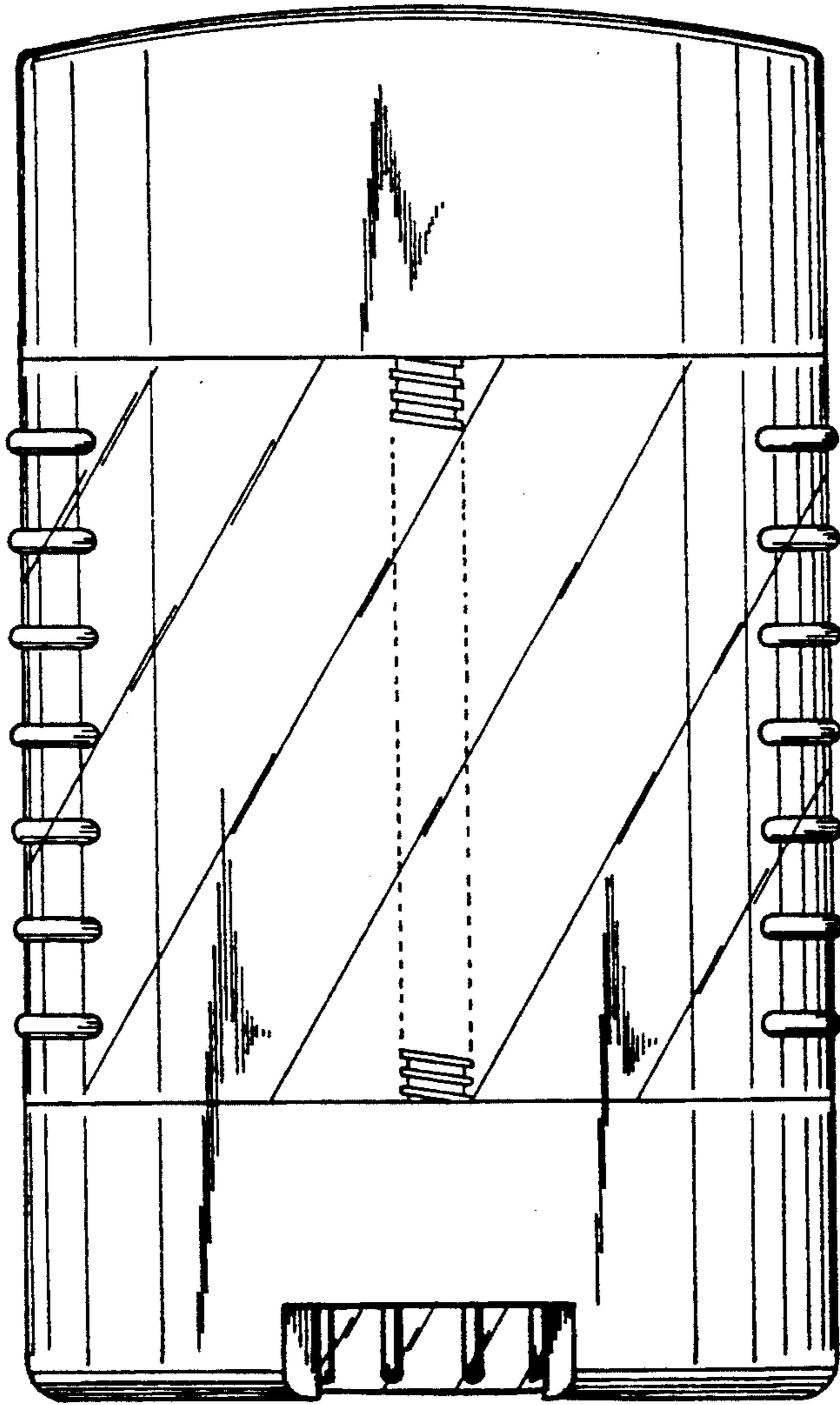


Fig. 1

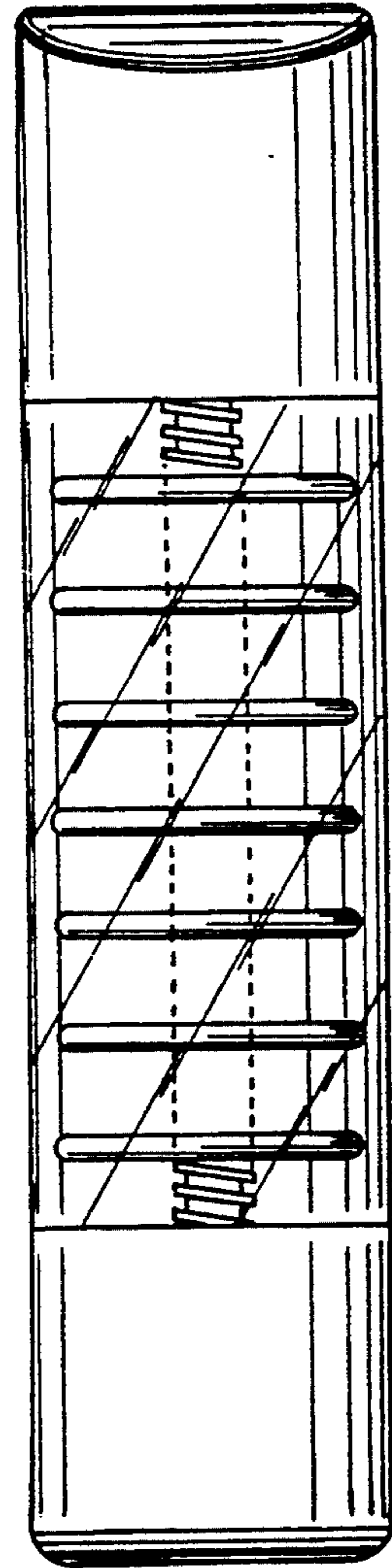


Fig. 2

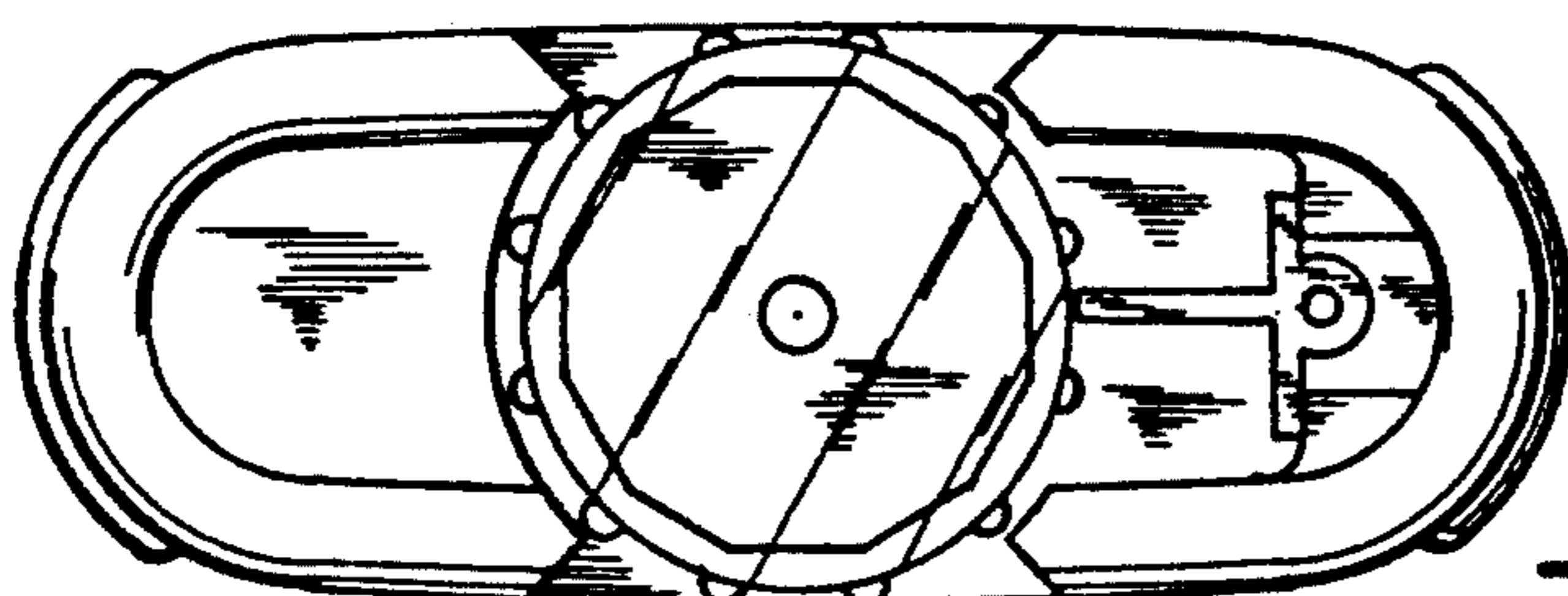


Fig. 4