



US00D337048S

# United States Patent [19]

[11] Patent Number: **Des. 337,048**

Detert et al.

[45] Date of Patent: **\* Jul. 6, 1993**

[54] **FOOD PACKAGE**

[75] Inventors: **Kenneth M. Detert, Madison, Wis.; Theodore J. Hasler, Chicago, Ill.**

[73] Assignee: **Oscar Mayer Foods Corporation, Madison, Wis.**

[\*] Notice: The portion of the term of this patent subsequent to May 11, 2007 has been disclaimed.

[\*\*] Term: **14 Years**

[21] Appl. No.: **625,530**

[22] Filed: **Dec. 11, 1990**

[52] U.S. Cl. .... **D9/418; D9/341; D9/425; D9/345**

[58] Field of Search ..... **D9/418, 415, 425, 337, D9/416, 424, 431; D7/553, 554, 550, 602; 206/45.31, 45.34, 216, 541, 469, 562, 563; 229/162, 903, DIG. 13; 220/501, 4 C, 4 D, 4 R, 521, DIG. 10; 426/106-123**

3,784,000	1/1974	Brown .	
4,013,798	3/1977	Goltos .	
4,097,611	6/1978	Seifert et al. .	
4,114,760	9/1978	Entenmann .....	206/562
4,487,311	12/1984	Lavery .	
4,903,842	2/1990	Tokuda et al. ....	206/469 X
5,042,652	8/1991	Grindrod .....	206/45.34

### OTHER PUBLICATIONS

Restaurant Equipment Dealer, Jun.-1967, p. 2 Trays as shown.

Rubbermaid Food Service Cat. Apr.-1980, p.-9 Pans as shown.

American Permanent Ware, Cat. No. 15-1, Jan.-1972, front page, as shown.

*Primary Examiner*—Bernard Ansher

*Assistant Examiner*—Prabhakar Deshmukh

*Attorney, Agent, or Firm*—Joseph T. Harcarik

[57] **CLAIM**

The ornamental design for a food package, as shown and described.

[56] **References Cited**

#### U.S. PATENT DOCUMENTS

D. 232,612	9/1974	Christian et al. ....	D9/425 X
D. 243,914	4/1977	Marubashi et al. ....	D9/425 X
D. 263,796	4/1982	Fireman .....	D9/418
D. 265,551	7/1982	Colby et al. .	
D. 282,821	3/1986	Noyes .	
D. 305,204	12/1989	Reifein et al. .	
D. 305,205	12/1989	Grindrod et al. .	
D. 318,207	7/1991	Anderson .....	D7/553 X
2,106,276	1/1938	Heineman .	
2,921,673	1/1960	Ryan .	
3,079,913	3/1963	Nelson .....	426/114 X
3,334,734	8/1967	Meyers .	
3,339,724	9/1967	Hickin .	
3,487,915	1/1970	Scott .	
3,759,720	9/1973	Young .....	426/114

### DESCRIPTION

FIG. 1 is a top plan view of a food package showing our new design;

FIG. 2 is a front elevational view thereof; the rear elevational view being a mirror image thereof;

FIG. 3 is a right side elevational view thereof;

FIG. 4 is a left side elevational view thereof;

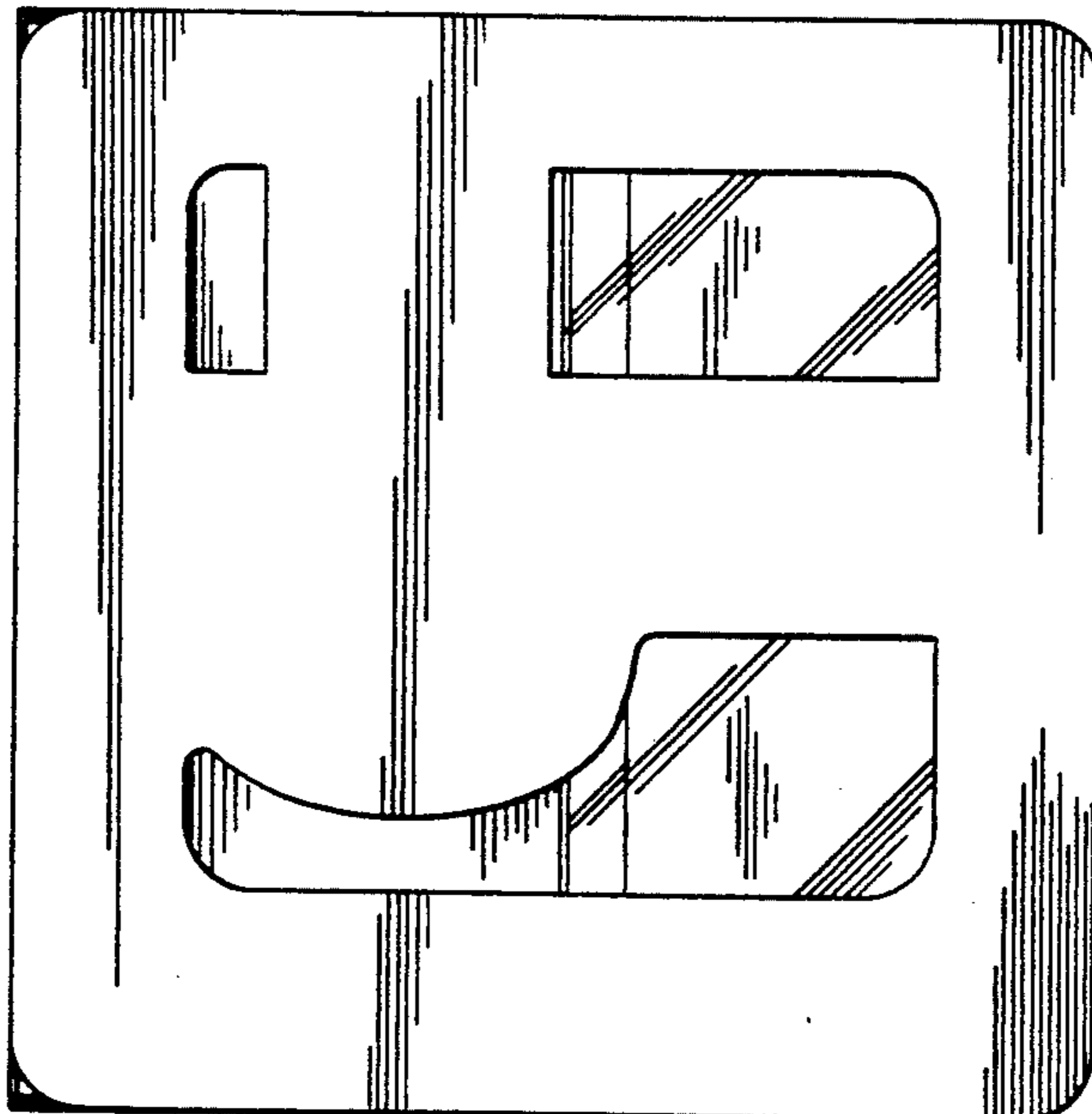
FIG. 5 is a bottom plan view thereof;

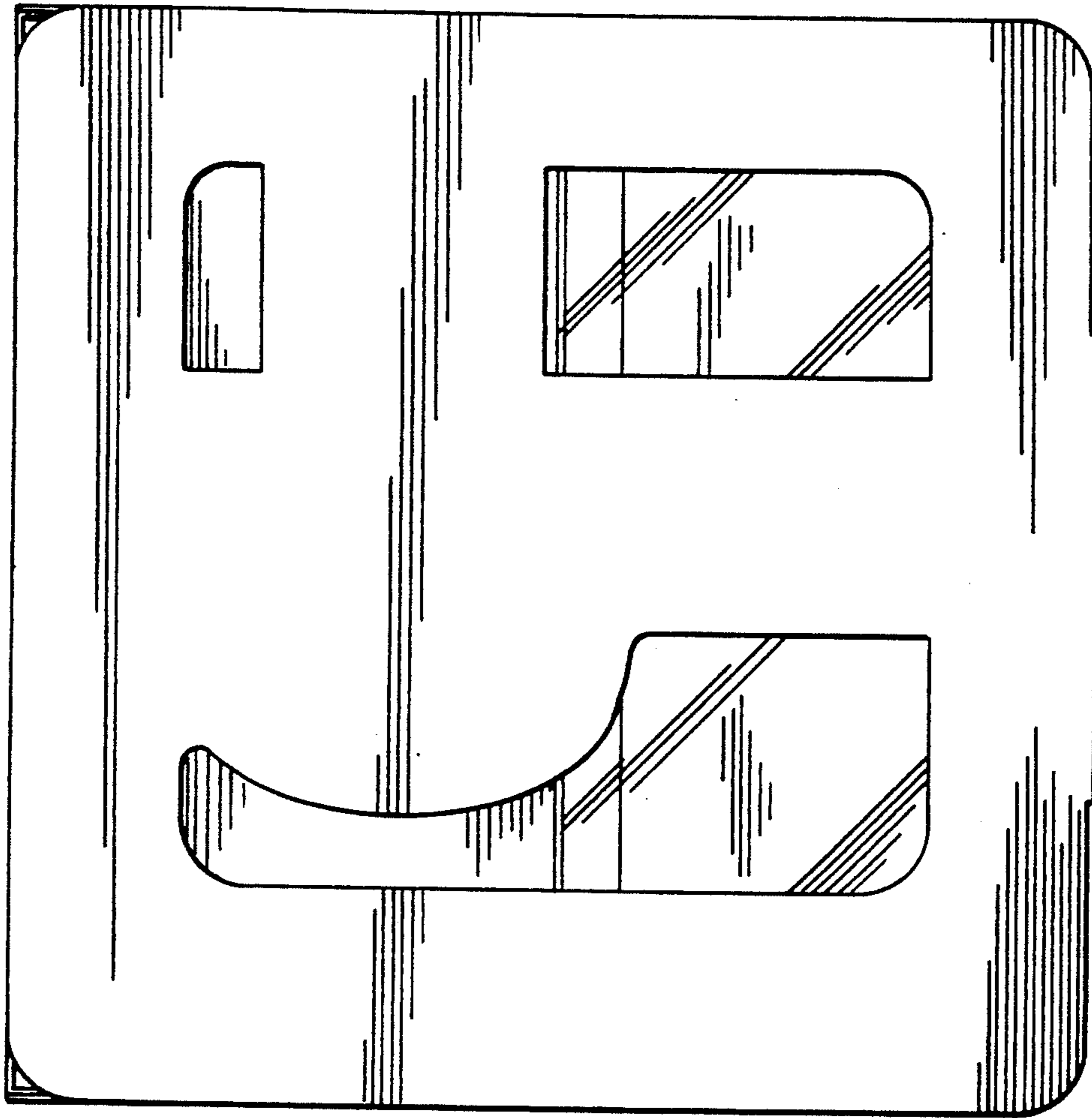
FIG. 6 is a top plan view thereof; in unfolded position;

FIG. 7 is a front elevational view of a tray in the package, shown separately for clarity of illustration; the top plan view being as shown in FIG. 6; the rear elevational view being identical to FIG. 7;


FIG. 8 is a right side elevational view of FIG. 7; the left side elevational being identical to FIG. 8; and,

FIG. 9 is a bottom plan view of FIG. 7.







*Fig. 1*



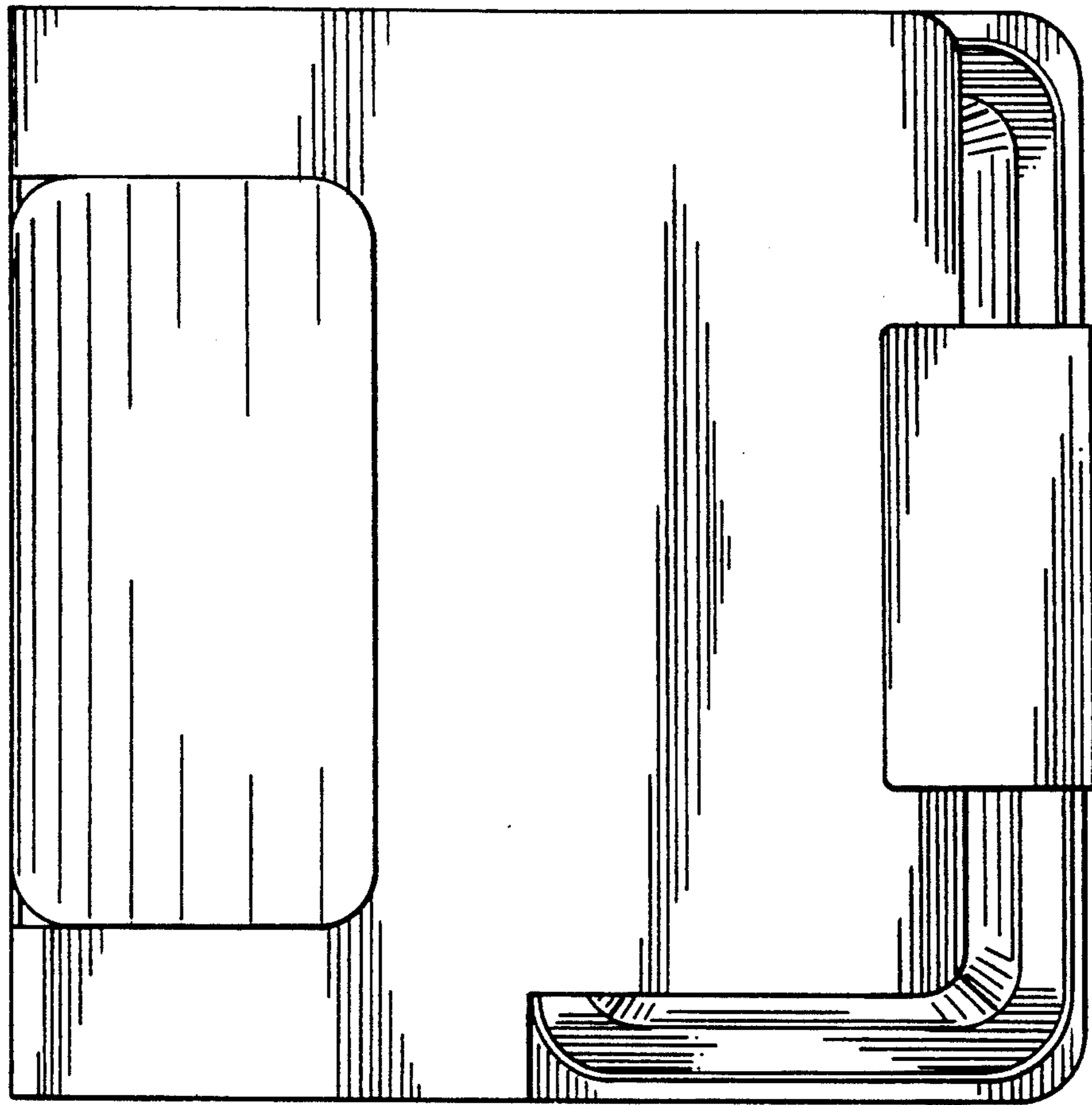
*Fig. 2*




*Fig. 3*




*Fig. 4*



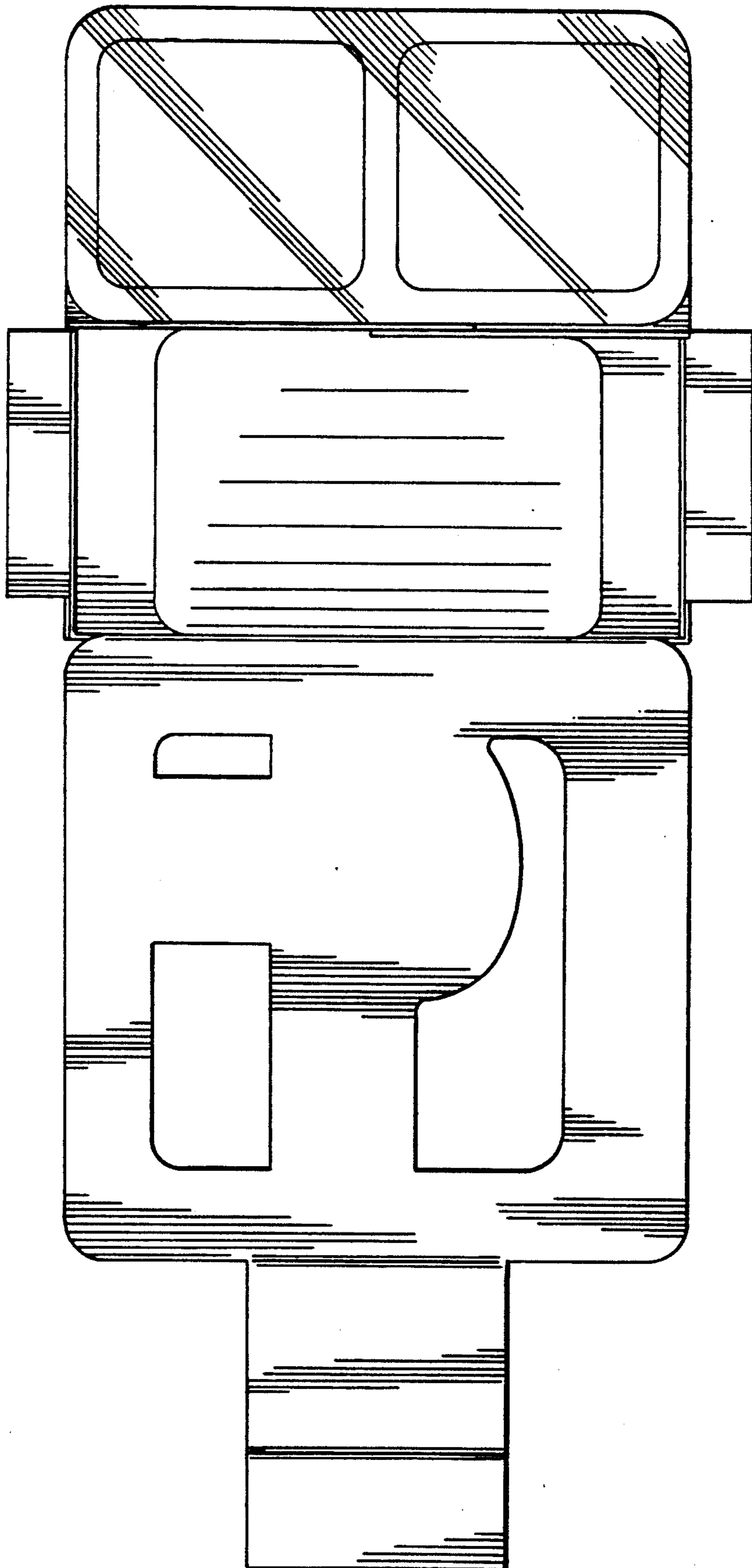
*Fig. 5*



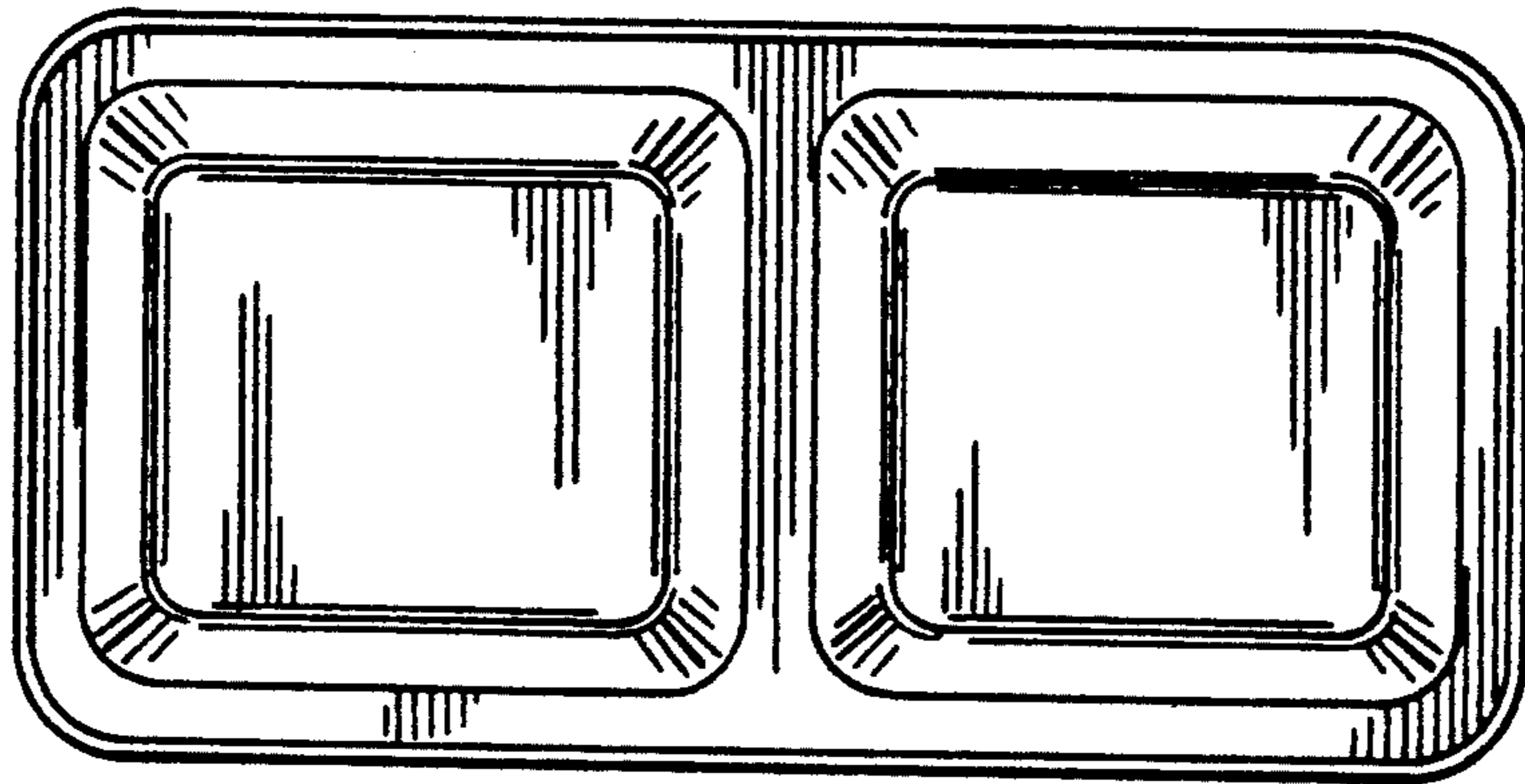
*Fig. 7*



*Fig. 8*



*Fig. 6*



*Fig. 9*