



US00D337047S

# United States Patent [19]

Pearce et al.

[11] Patent Number: **Des. 337,047**

[45] Date of Patent: **\*\* Jul. 6, 1993**

[54] PACKAGE FOR A MOP DISPLAY

4,359,161 11/1982 Sinoff ..... 206/461 X  
5,085,316 2/1992 Pearce et al. .... 206/362.4 X

[75] Inventors: **Scott C. Pearce**, Cincinnati; **William H. Perkins**, Oxford; **Daniel Brod**; **Stan Brod**, both of Cincinnati, all of Ohio

### FOREIGN PATENT DOCUMENTS

1173963 12/1969 United Kingdom ..... 206/362.4  
1414351 11/1975 United Kingdom ..... 206/362.4

[73] Assignee: **The Drackett Company**, Cincinnati, Ohio

*Primary Examiner*—Bernard Ansher  
*Assistant Examiner*—Prabhakar Deshmukh

[\*\*] Term: **14 Years**

### [57] CLAIM

[21] Appl. No.: **666,415**

The ornamental design for a package for a mop display, as shown and described.

[22] Filed: **Mar. 8, 1991**

### DESCRIPTION

[52] U.S. Cl. .... **D9/415**

[58] Field of Search ..... D9/415, 418, 341, 337;  
206/461-471, 806, 223, 361, 362.4

FIG. 1 is a perspective view of a package for a mop display showing our new design; FIG. 2 is a front elevational view thereof; FIG. 3 is a top plan view thereof; FIG. 4 is a right side elevational view thereof; FIG. 5 is a left side elevational view thereof; FIG. 6 is rear elevational view thereof; and, FIG. 7 is a bottom plan view thereof.

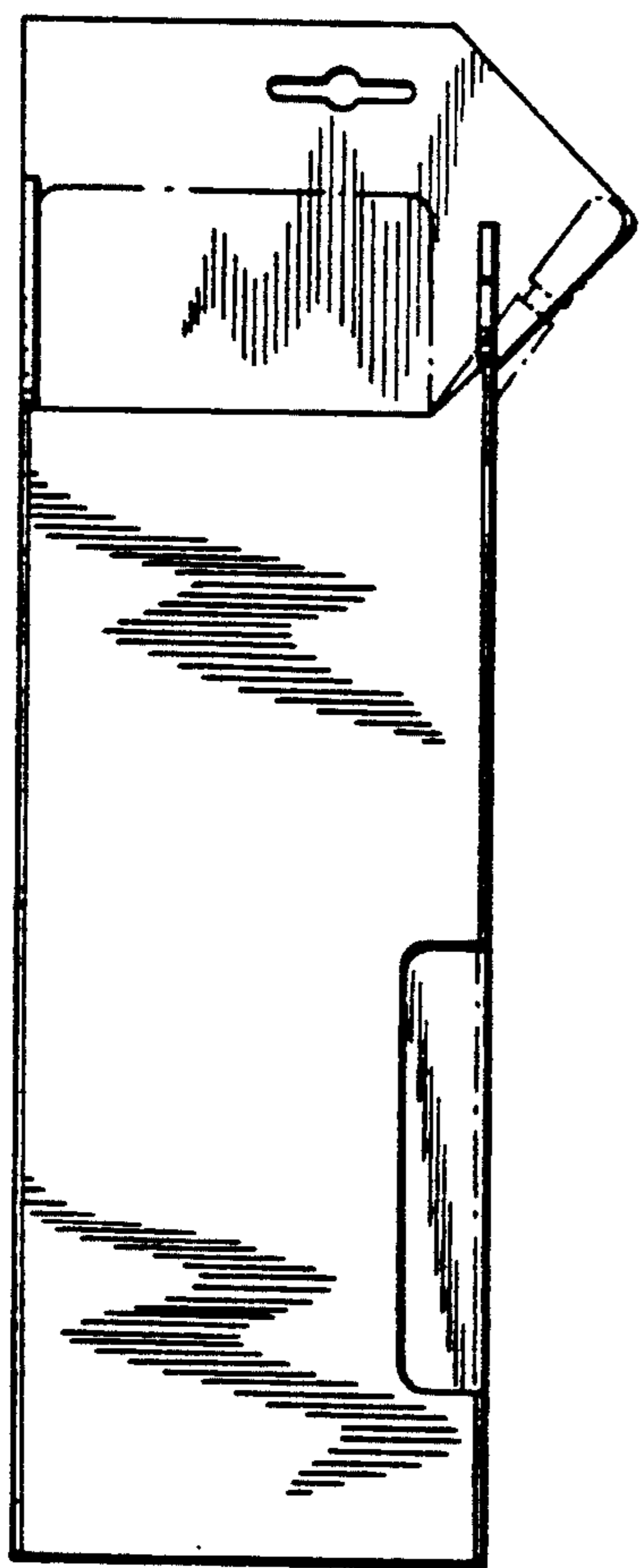
### [56] References Cited

#### U.S. PATENT DOCUMENTS


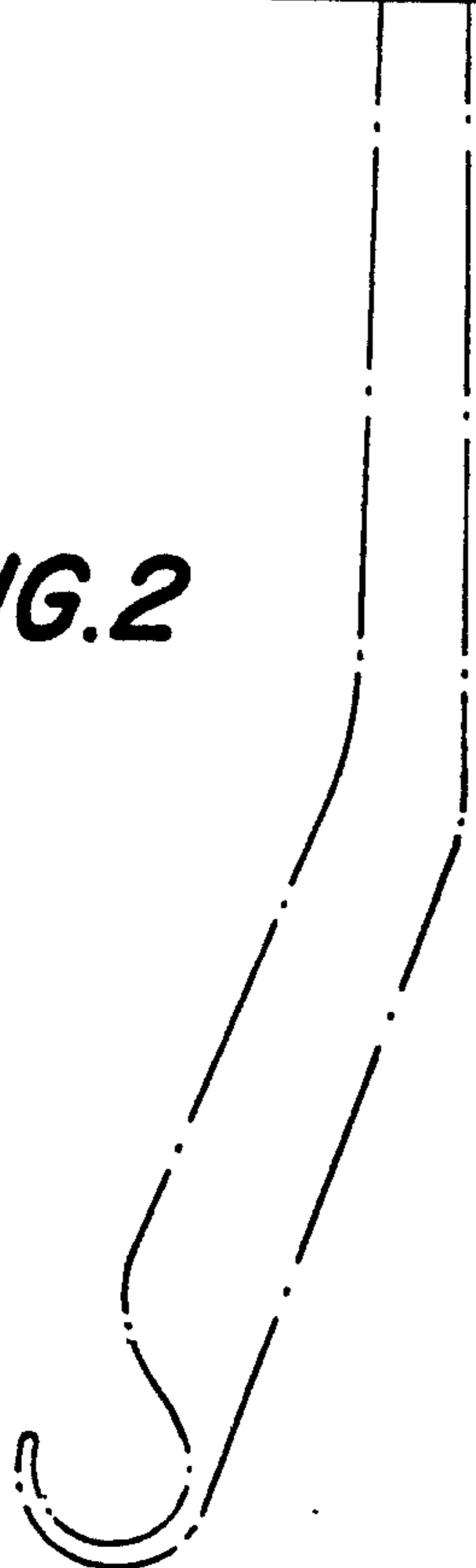
136,026 2/1873 Bronson ..... 206/361 X  
D. 305,302 1/1990 Beatrice et al. .... D9/415  
2,491,663 12/1949 Hultin ..... 206/223 X  
4,019,632 4/1977 Greenlee ..... 206/463 X  
4,053,050 10/1977 Forbes, Jr. et al. .... 206/362.4 X

The broken line showing of mop handle and sponge in FIG. 2 is for illustrative purposes only and forms no part of the claim.





*FIG. 2*

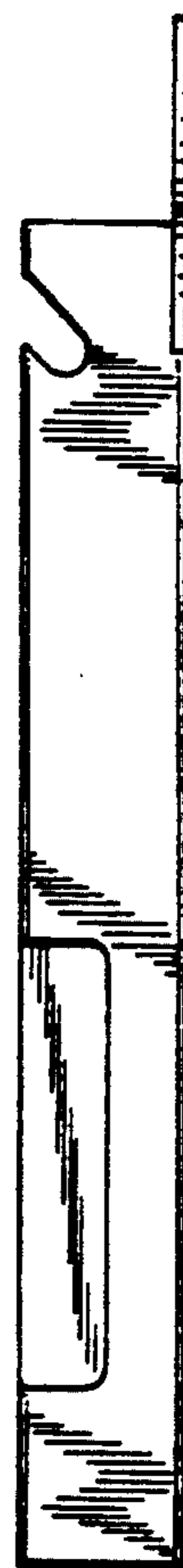


*FIG. 3*



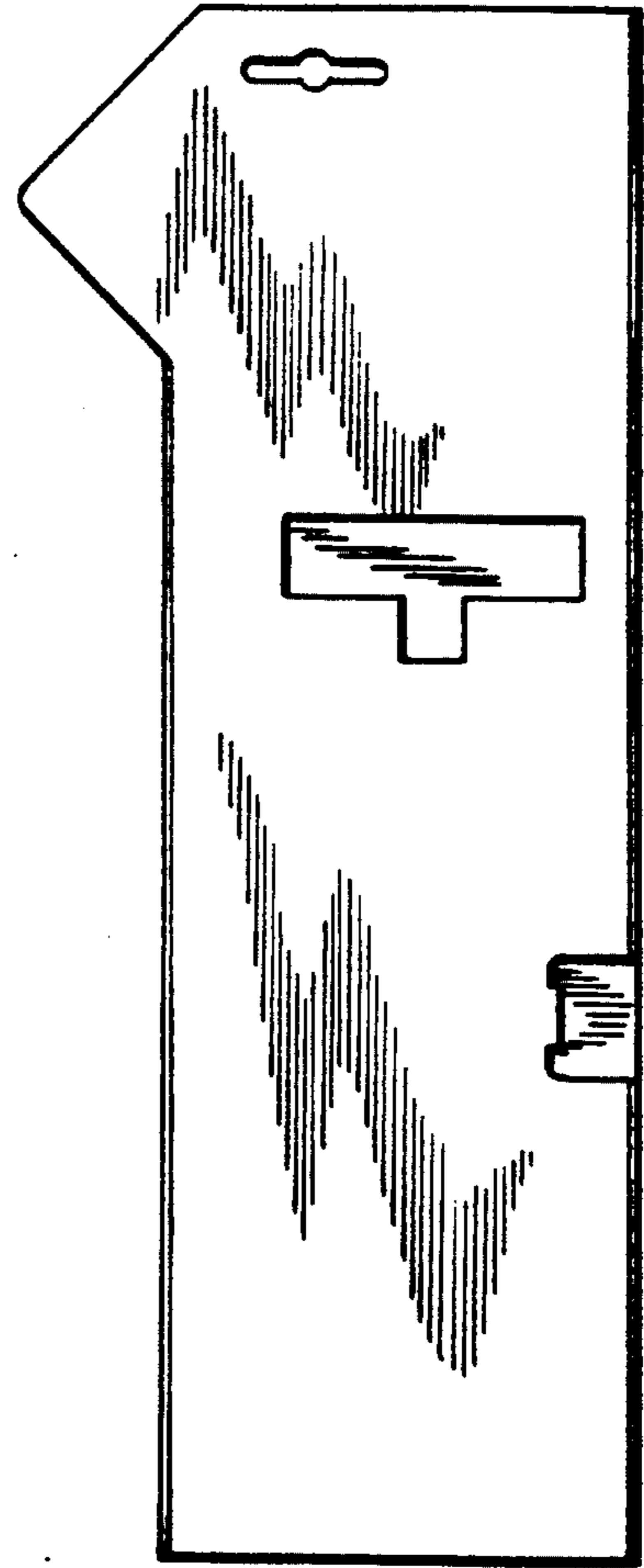
*FIG. 1*

*FIG. 4*






**FIG. 5**



**FIG. 6**



**FIG. 7**