



US00D337042S

United States Patent [19]

[11] Patent Number: **Des. 337,042**

Lin et al.

[45] Date of Patent: **** Jul. 6, 1993**

[54] **ANGLED FLAG BRACKET FOR OVERHEAD GARAGE DOORS**

[75] Inventors: **Tony Y. Lin, Mason; James R. York, Versailles; Mark W. Westerfield, Cincinnati, all of Ohio**

[73] Assignee: **Clopay Corporation, Cincinnati, Ohio**

[**] Term: **14 Years**

[21] Appl. No.: **705,134**

[22] Filed: **May 24, 1991**

[52] U.S. Cl. **D8/349; D8/373**

[58] Field of Search **248/220.1, 311.3, 300; D8/349, 373; 52/696, 714**

[56] **References Cited**

U.S. PATENT DOCUMENTS

D. 275,450	9/1984	Wegener	D8/373
D. 293,416	12/1987	Krueger	D8/373
D. 306,133	2/1990	Zupancic	D8/373 X
D. 306,964	4/1990	Zupancic	D8/373 X
2,703,693	3/1955	Cropanese	248/300 X
3,825,214	7/1974	Ciolfi	248/300 X

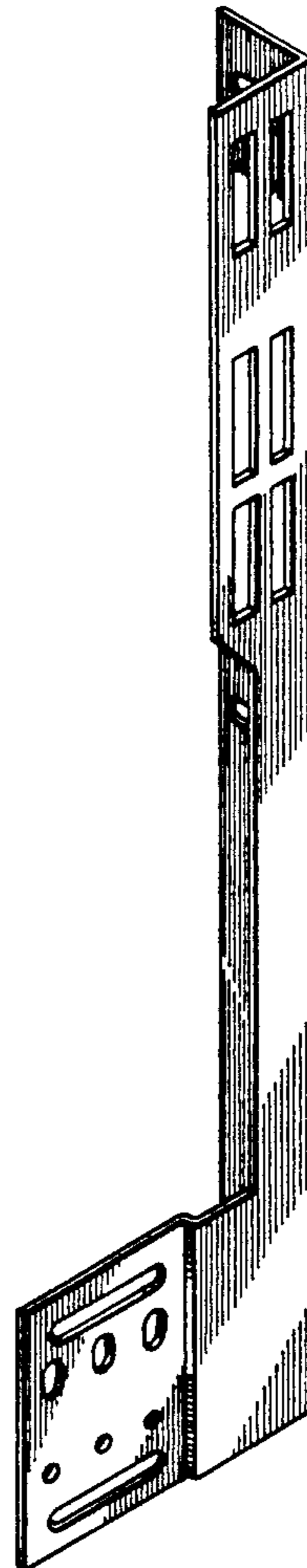
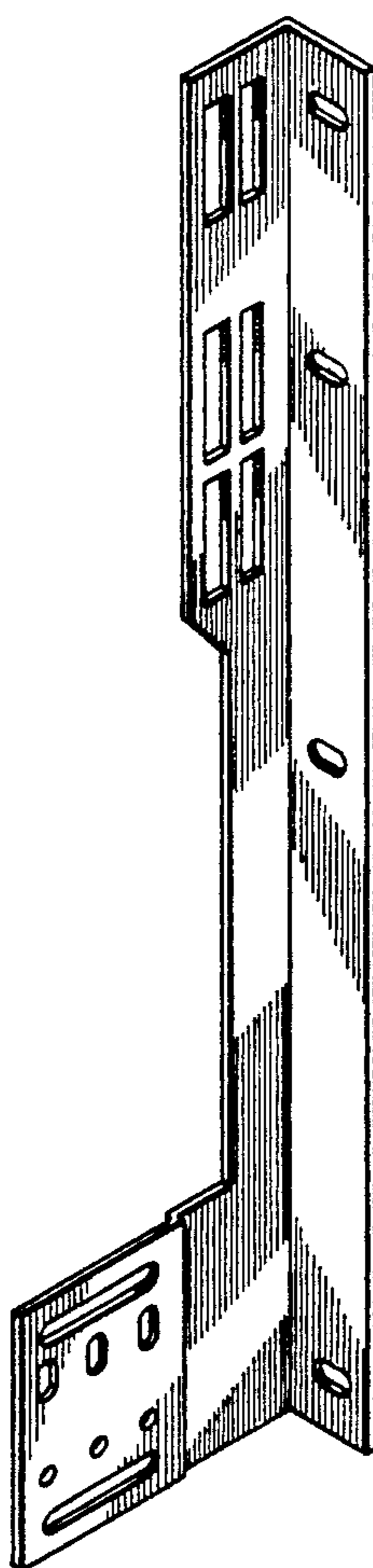
Primary Examiner—Wallace R. Burke
Assistant Examiner—H. Baynham
Attorney, Agent, or Firm—Wood, Herron & Evans

[57] **CLAIM**

The ornamental design for an angled flag bracket for overhead garage doors, as shown and described.

DESCRIPTION

FIG. 1 is a perspective view of an angled flag bracket for overhead garage doors;
FIG. 2 is a left side view thereof;
FIG. 3 is a front view thereof;
FIG. 4 is a right side view thereof;
FIG. 5 is a back view thereof;
FIG. 6 is a bottom view thereof;
FIG. 7 is a top view thereof;
FIG. 8 is a perspective view of a second embodiment of the design shown in FIG. 1;
FIG. 9 is a left side view thereof;
FIG. 10 is a front view thereof;
FIG. 11 is a back view thereof;
FIG. 12 is a bottom view thereof; and,
FIG. 13 is a top view thereof.



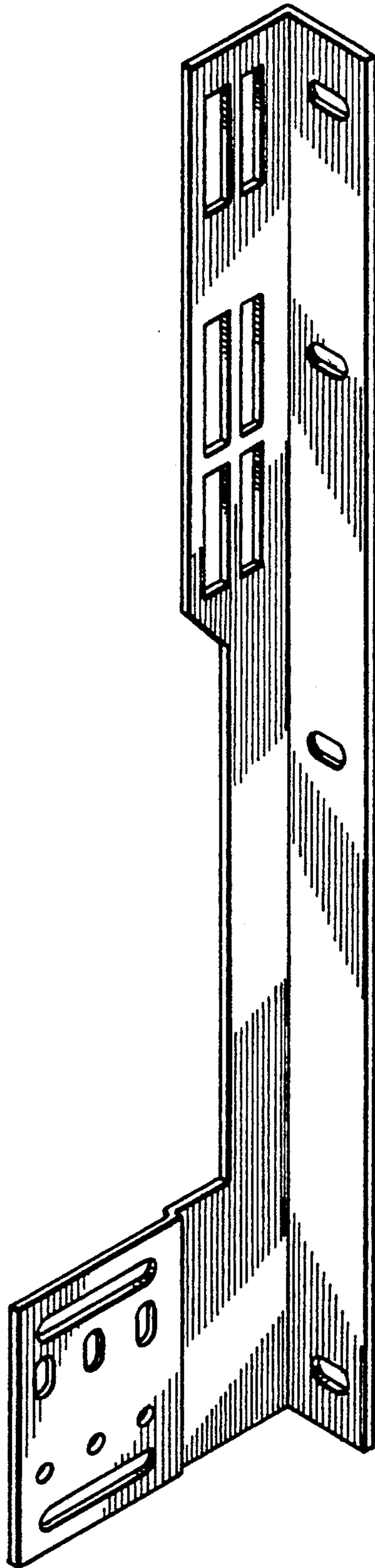


FIG. 1



FIG. 2




FIG. 3



FIG. 4

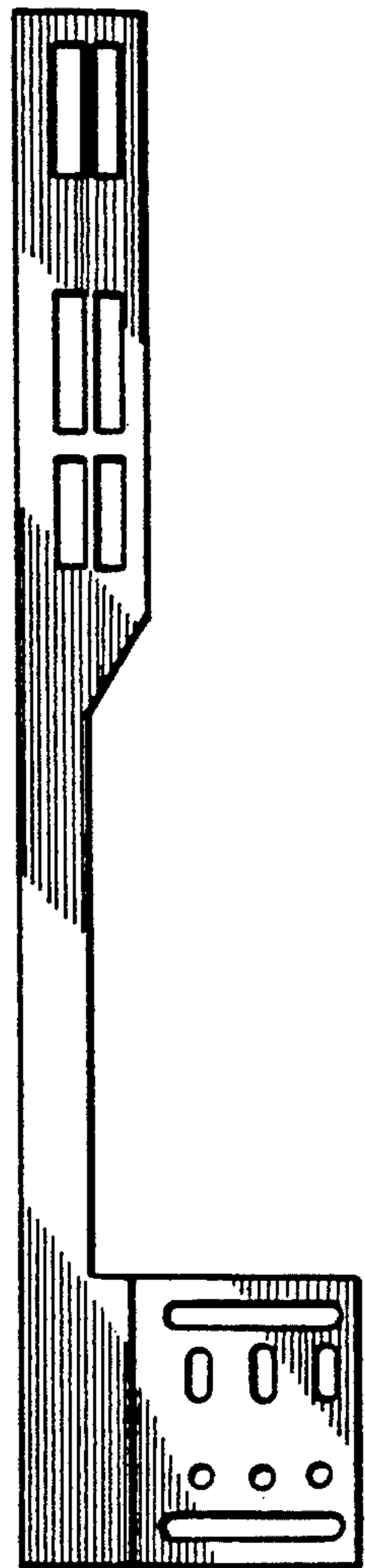


FIG. 5



FIG. 6



FIG. 7

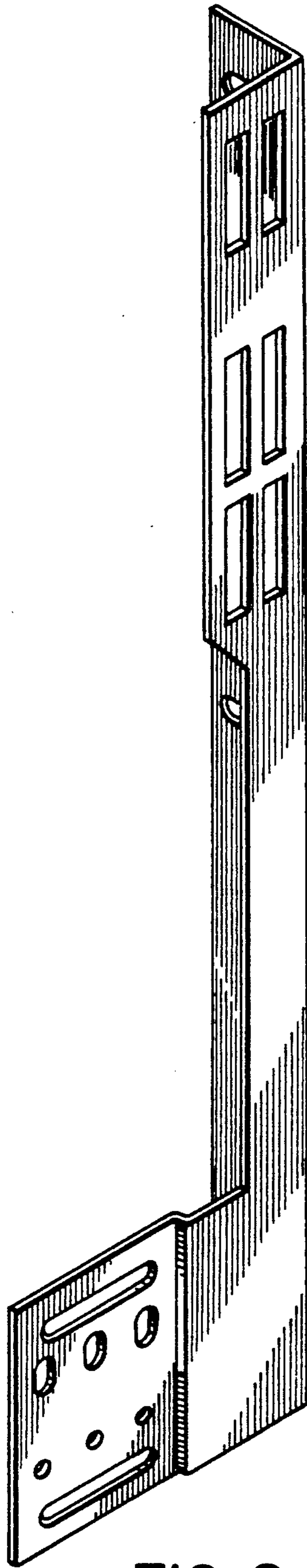


FIG. 8



FIG. 9




FIG. 10

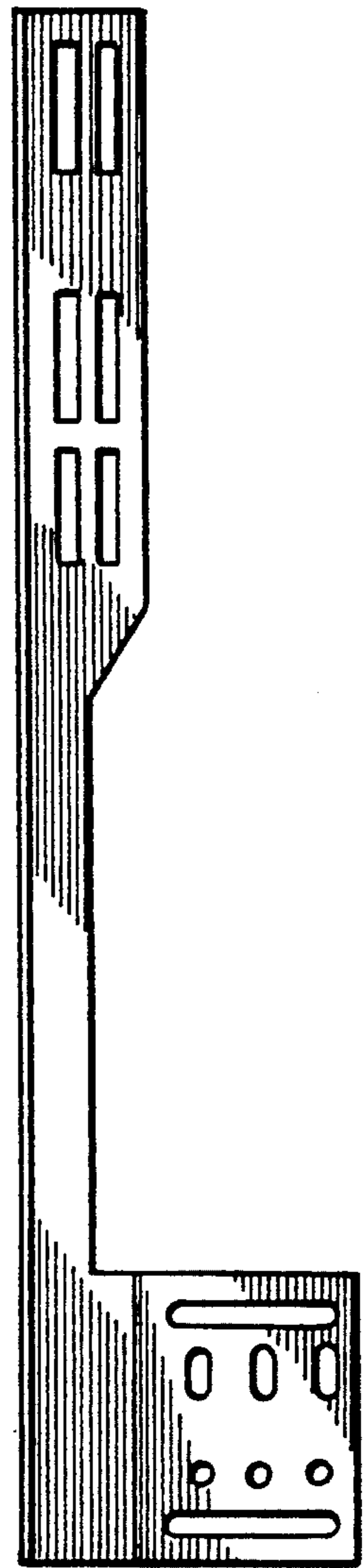


FIG. 11




FIG. 12



FIG. 13