



US00D337034S

United States Patent [19]
Berry, Jr.

[11] **Patent Number:** **Des. 337,034**
[45] **Date of Patent:** **** Jul. 6, 1993**

[54] **HANDLE FOR HAND TOOL**
[76] **Inventor:** **Bernie B. Berry, Jr., 5315 E. Pleasant Run Pkwy. South Dr., Indianapolis, Ind. 46219**
[**] **Term:** **14 Years**
[21] **Appl. No.:** **661,445**
[22] **Filed:** **Feb. 26, 1991**
[52] **U.S. Cl. D8/107**
[58] **Field of Search D8/16, 17, 19, 21, 26, D8/107; D7/649, 653; 7/138; 16/110 R; 81/119, 177.1, 427.5, 489**

D. 285,948 9/1986 Mazzoleni D8/17

Primary Examiner—Bernard Ansher
Assistant Examiner—Philip Hyder
Attorney, Agent, or Firm—Woodard, Emhardt, Naughton, Moriarty & McNett

[57] **CLAIM**

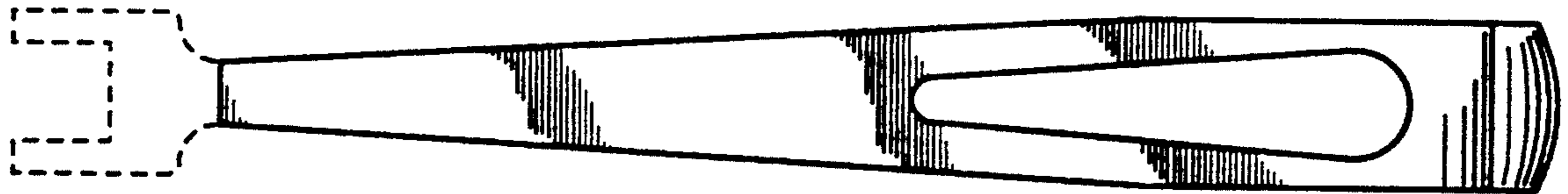
The ornamental design for a handle for hand tool, as shown and described.

DESCRIPTION

FIG. 1 is a top plan view of a handle for hand tool, showing my new design;
FIG. 2 is a left side elevational view thereof, the right side being a mirror image;
FIG. 3 is a bottom plan view thereof;
FIG. 4 is a left end elevational view thereof; and,
FIG. 5 is a right end elevational view.
The broken line showing of the wrench head is for illustrative purposes only and forms no part of the claimed design.

[56] **References Cited**
U.S. PATENT DOCUMENTS

D. 27,471 8/1897 Freas D8/27
D. 34,137 2/1901 Mercier D8/17
D. 53,641 7/1919 Rosel D8/28
D. 57,113 2/1921 Campbell, Sr. D8/28






Fig. 1




Fig. 2

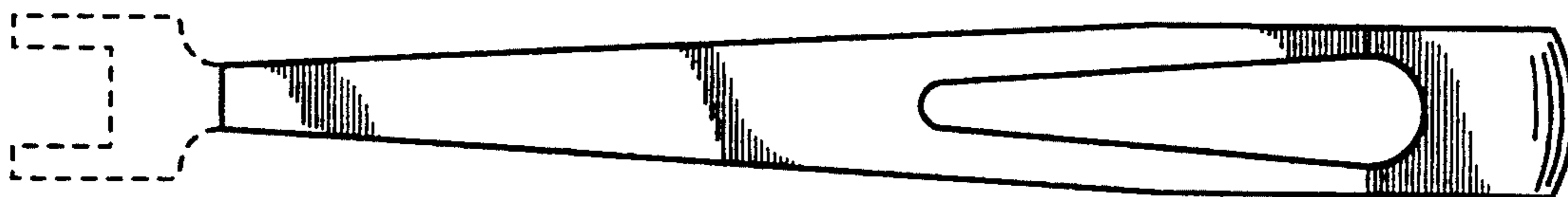


Fig. 3



Fig. 4




Fig. 5