



US00D336989S

United States Patent [19]

[11] Patent Number: **Des. 336,989**

Rentz

[45] Date of Patent: **** Jul. 6, 1993**

[54] CASE

2,454,527 11/1948 Taschereau 220/DIG. 26 X
4,101,023 7/1978 Schuander D3/75 X

[76] Inventor: **Douglas L. Rentz**, 1633 Lakewood Rd., Pasadena, Md. 21122

FOREIGN PATENT DOCUMENTS

[**] Term: **14 Years**

2505851 8/1975 Fed. Rep. of Germany D28/83

[21] Appl. No.: **669,328**

Primary Examiner—Bernard Ansher
Assistant Examiner—Paula A. Mortimer
Attorney, Agent, or Firm—Leon Gilden

[22] Filed: **Mar. 14, 1991**

[52] U.S. Cl. **D3/75; D3/78**

[58] Field of Search **D3/30.1, 78, 75, 39, D3/76; D28/83, 84, 64.3; 206/387, 45.23, 45.2, 349, 350, 351, 444, 541; 220/335, 334, 338, 337, 4.22, 306, 356, DIG. 26; D6/446; D9/423**

[57] CLAIM

The ornamental design for a case, as shown and described.

[56] References Cited

DESCRIPTION

U.S. PATENT DOCUMENTS

| | | | | |
|------------|---------|----------|-------|-----------|
| D. 130,169 | 10/1941 | Lewis | | D28/83 X |
| D. 139,699 | 12/1944 | Robbins | | D3/30.1 X |
| D. 216,350 | 12/1969 | Selwyn | | D3/78 X |
| D. 249,661 | 9/1978 | Goodwin | | D3/78 X |
| D. 264,009 | 4/1982 | Lam | | D28/64.3 |
| D. 276,470 | 11/1984 | Lo | | D28/64.3 |
| D. 290,760 | 7/1987 | Goberman | | D28/83 |
| 1,817,852 | 8/1931 | Sloan | | 206/45.23 |

FIG. 1 is a front elevational view of a case showing my new design;

FIG. 2 is a rear elevational view thereof;

FIG. 3 is a left side elevational view thereof;

FIG. 4 is a right side elevational view thereof;

FIG. 5 is a top plan view thereof;

FIG. 6 is a bottom plan view thereof; and,

FIG. 7 is a front perspective view in an open position.

The broken line showing of the ring is for illustrative purposes only and forms no part of the claimed design.

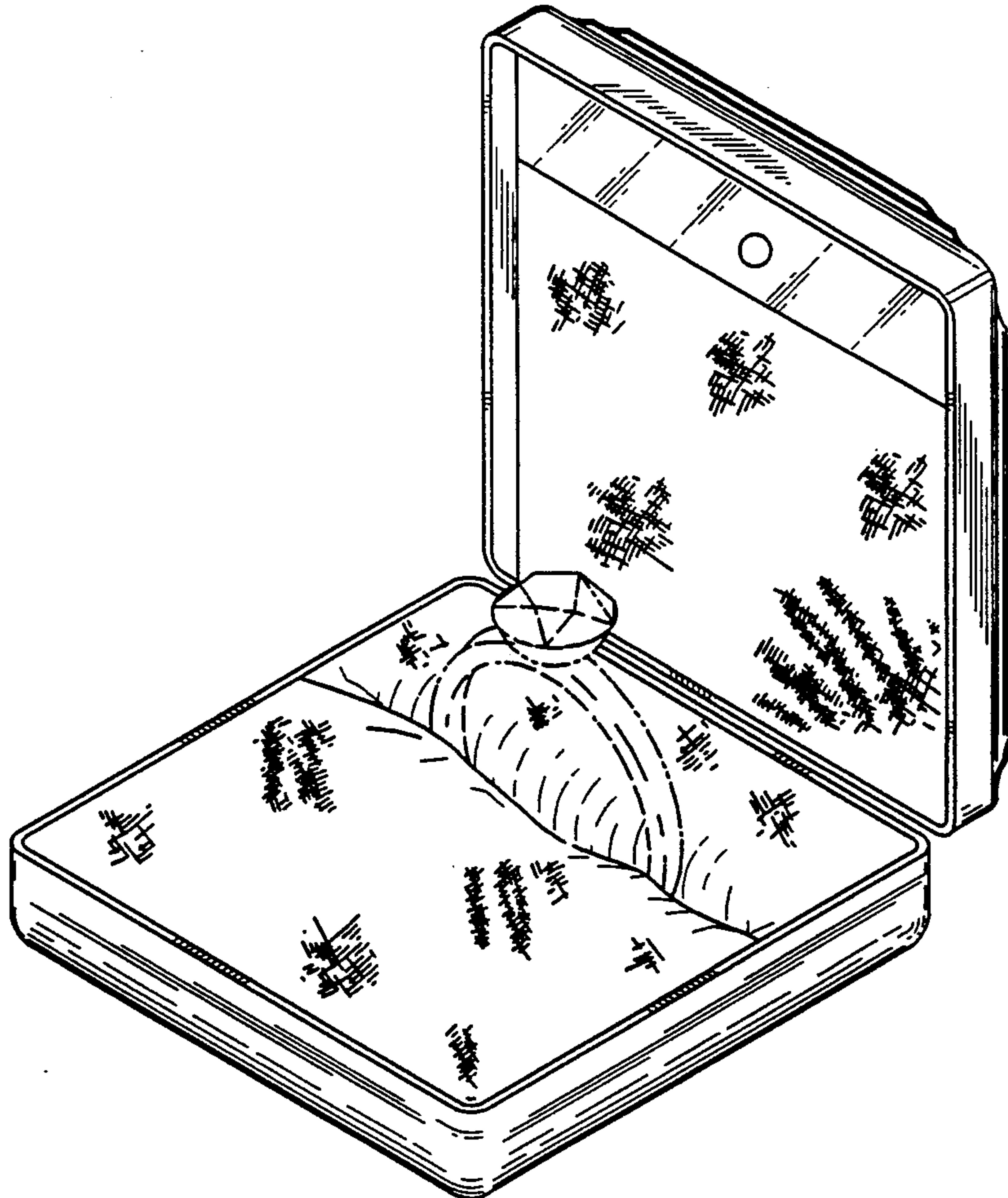


FIG. 1




FIG. 2

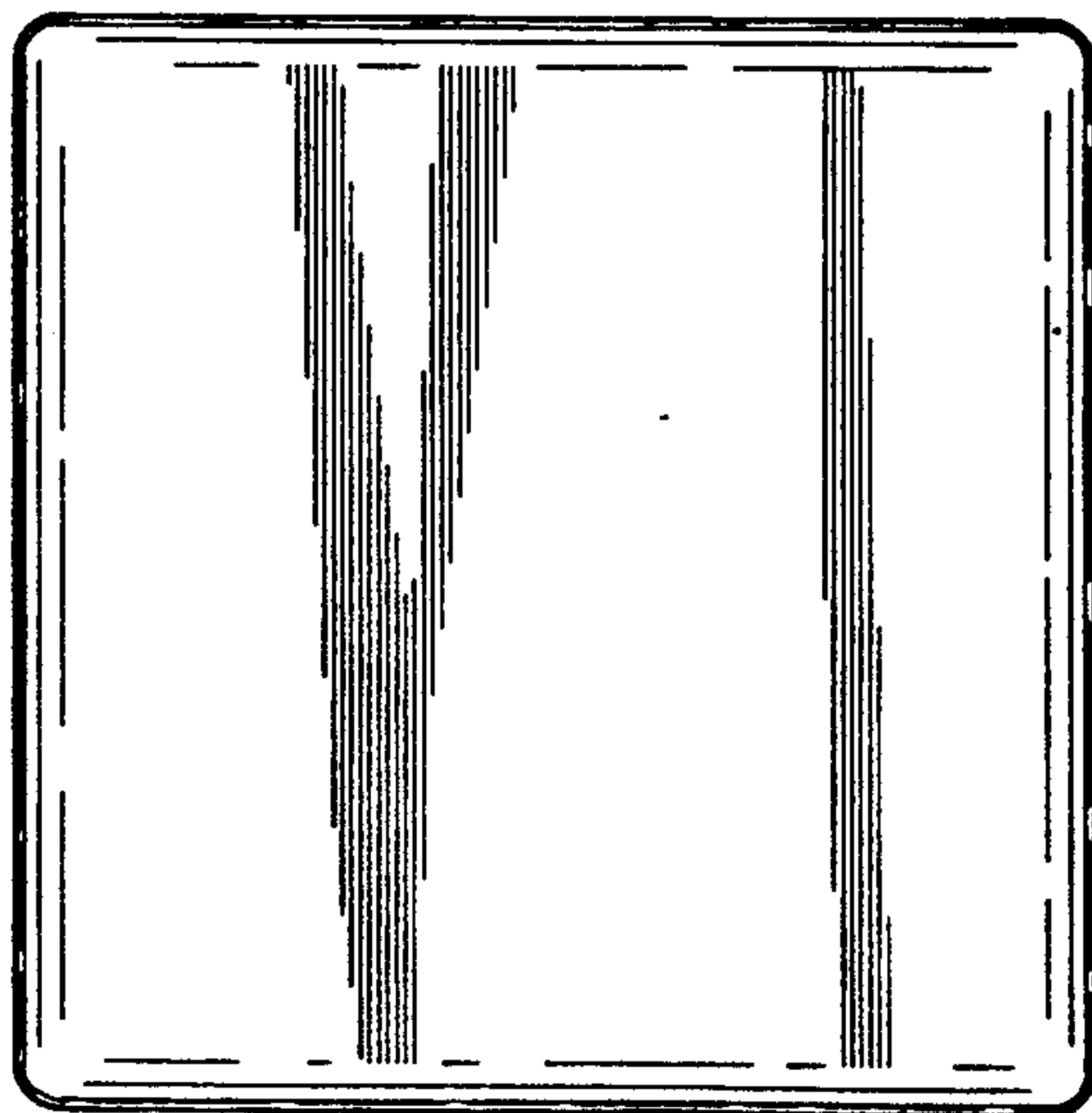


FIG. 3



FIG. 4



FIG. 5

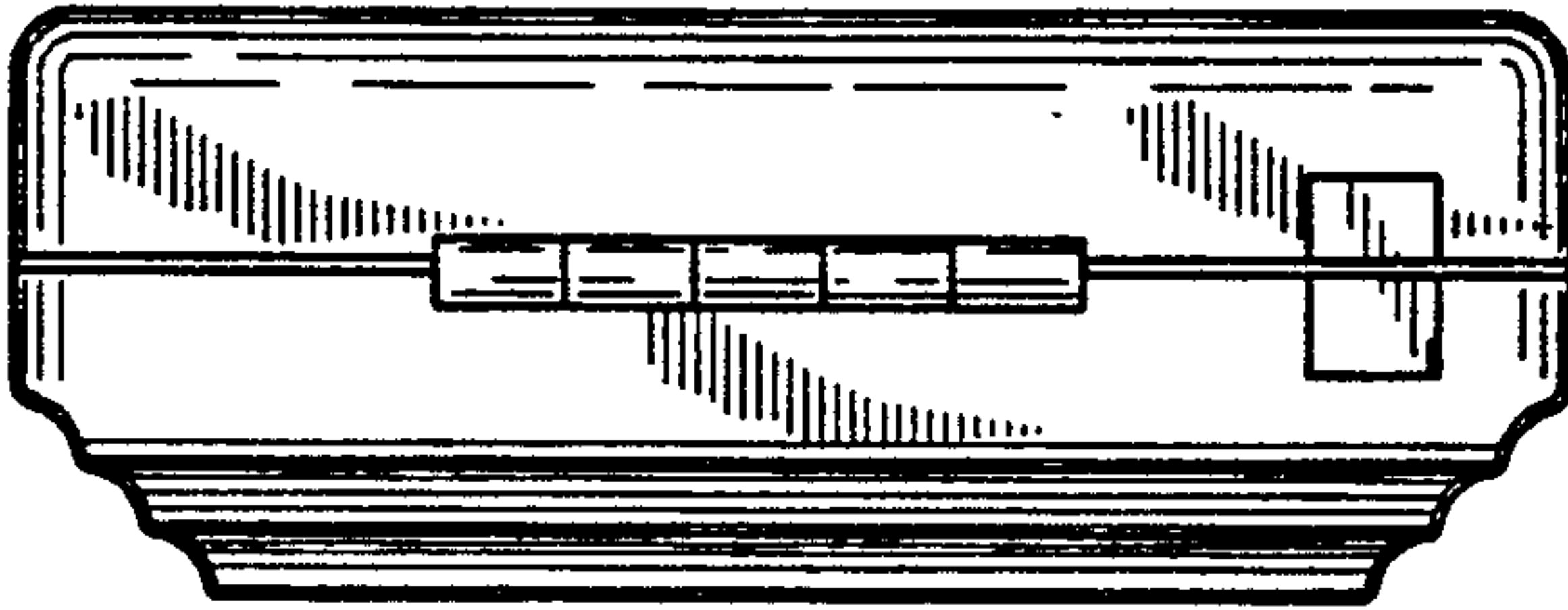


FIG. 6




FIG. 7

