



US00D336987S

United States Patent [19]

[11] Patent Number: **Des. 336,987**

Imbert

[45] Date of Patent: **** Jul. 6, 1993**

[54] **HANDBAG**

[75] Inventor: **Jocelyne Imbert, Marseille, France**

[73] Assignee: **Louis Vuitton Malletier, Paris, France**

[**] Term: **14 Years**

[21] Appl. No.: **329,096**

[22] Filed: **Mar. 27, 1989**

[30] **Foreign Application Priority Data**

Sep. 26, 1988 [XH] Hague DMA/000838

[52] U.S. Cl. **D3/52; D3/42**

[58] Field of Search **D3/30.1, 106, 42, 43, D3/44.52, 74, 76, 78, 79, 99; 190/107, 109, 100; 150/100, 118, 131, 132, 127, 106**

[56] **References Cited**

U.S. PATENT DOCUMENTS

255,089	3/1882	Schrader	150/127	X
D. 279,427	7/1985	Emery	D3/52	
2,127,067	8/1938	Moss	190/107	X
2,159,555	5/1939	Fulton	150/106	X
2,166,360	7/1939	Lewis	150/127	
3,294,135	12/1966	Brenner	190/109	X

OTHER PUBLICATIONS

Accessories Magazine Jan. 1989, p. 59.
Accessories Magazine, Jan. 1989, p. 182.


Primary Examiner—James M. Gandy
Attorney, Agent, or Firm—Merchant & Gould, Smith, Edell, Welter & Schmidt

[57] **CLAIM**

The ornamental design for a handbag, as shown and described.

DESCRIPTION

FIG. 1 is a front perspective view of a hand bag showing my new design;
FIG. 2 is a front perspective view thereof in open condition;
FIG. 3 is an enlarged bottom plan view thereof;
FIG. 4 is an enlarged front elevation view thereof it being understood that the rear is flat and unornamented;
FIG. 5 is an enlarged top plan view thereof; and,
FIG. 6 is an enlarged side elevation view thereof, the opposite side being a mirror image of that shown.
The dotted lines shown on the drawings represent conventional stitching.






FIG. 1

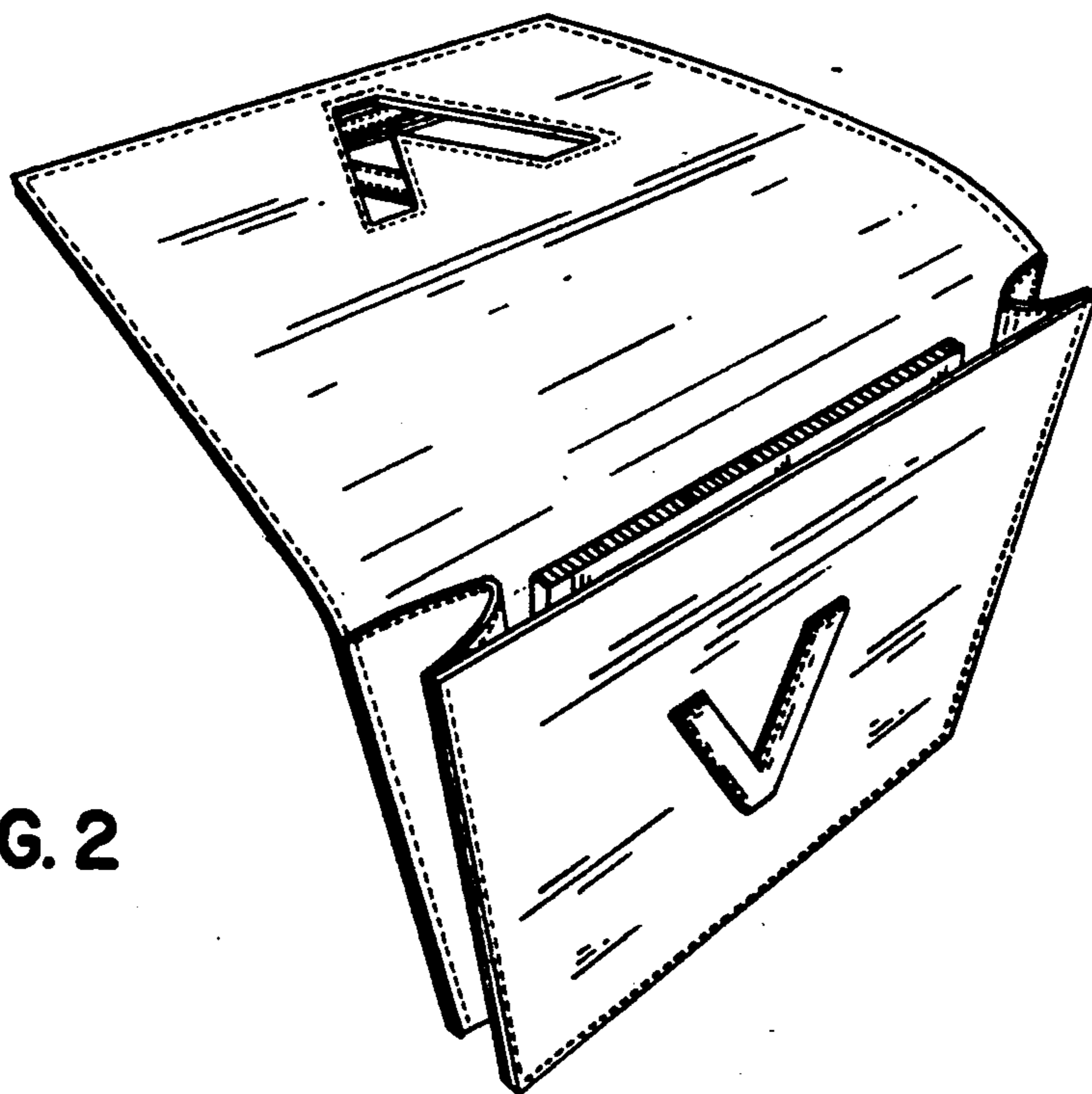


FIG. 2

FIG. 3



FIG. 4

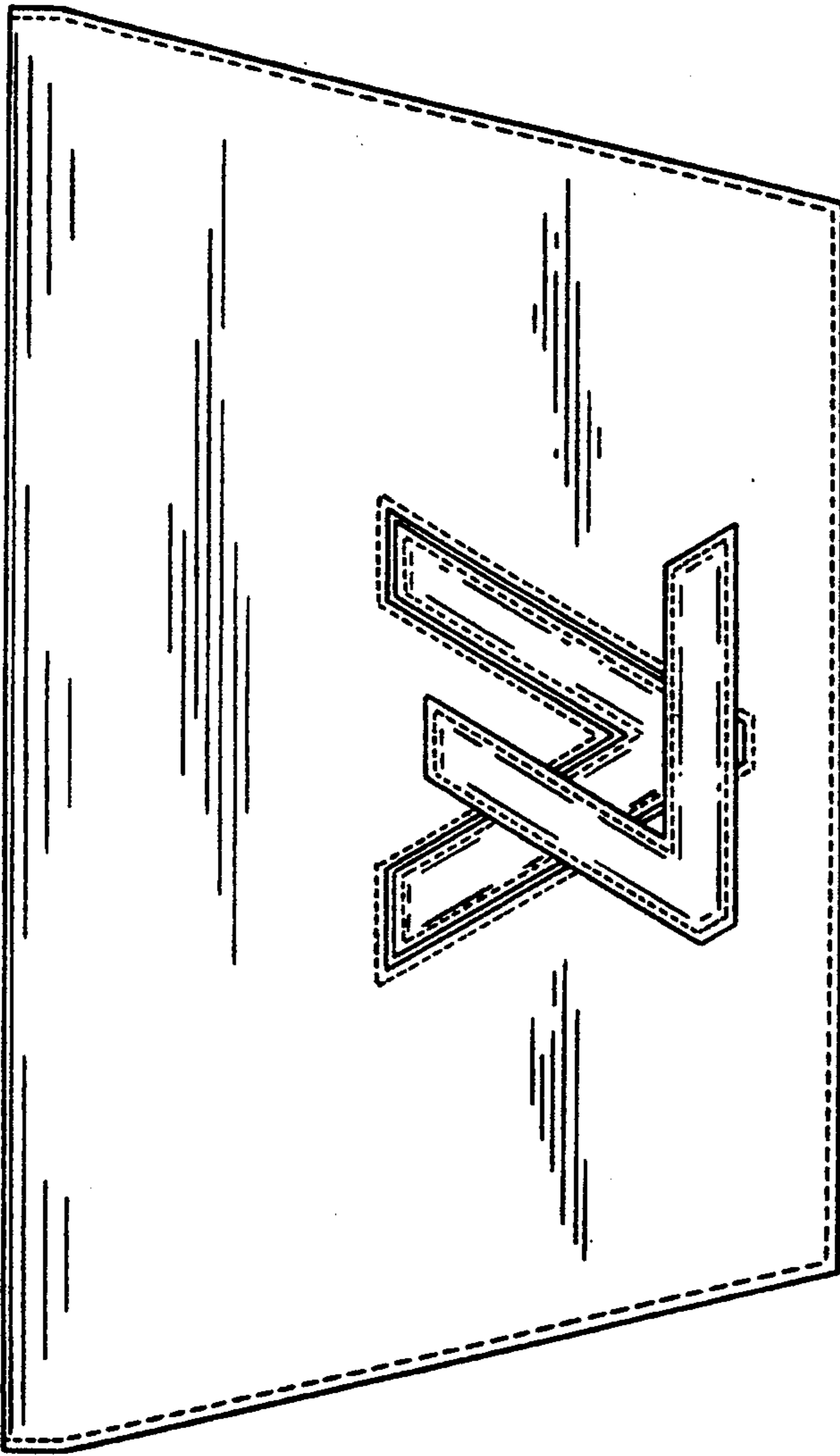


FIG. 5




FIG. 6

