



US00D336977S

# United States Patent [19]

[11] Patent Number: **Des. 336,977**

Sensi

[45] Date of Patent: **\*\* Jul. 6, 1993**

[54] TOP AND PERIPHERY OF A SANDAL INSOLE

4,215,492 8/1980 Sandmeier ..... 36/44  
4,345,387 8/1982 Daswick ..... 36/43

[76] Inventor: **Lorenzo Sensi, Stab. DiCapodacqua S.S. 75, 06081 Assisi (PG), Italy**

*Primary Examiner*—Louis S. Zarfaz  
*Attorney, Agent, or Firm*—Juettner Pyle & Lloyd

[\*\*] Term: **14 Years**

[57] **CLAIM**

[21] Appl. No.: **666,416**

The ornamental design for a top and periphery of a sandal insole, as shown as described.

[22] Filed: **Mar. 8, 1991**

**DESCRIPTION**

[52] U.S. Cl. .... **D2/318**

[58] Field of Search ..... **D2/264, 265, 270, 293, D2/318; 36/28, 29, 43, 44, 11.5**

FIG. 1 is a perspective view of a top and periphery of a sandal insole showing my new design;

FIG. 2 is a top plan view of my top and periphery of a sandal insole design;

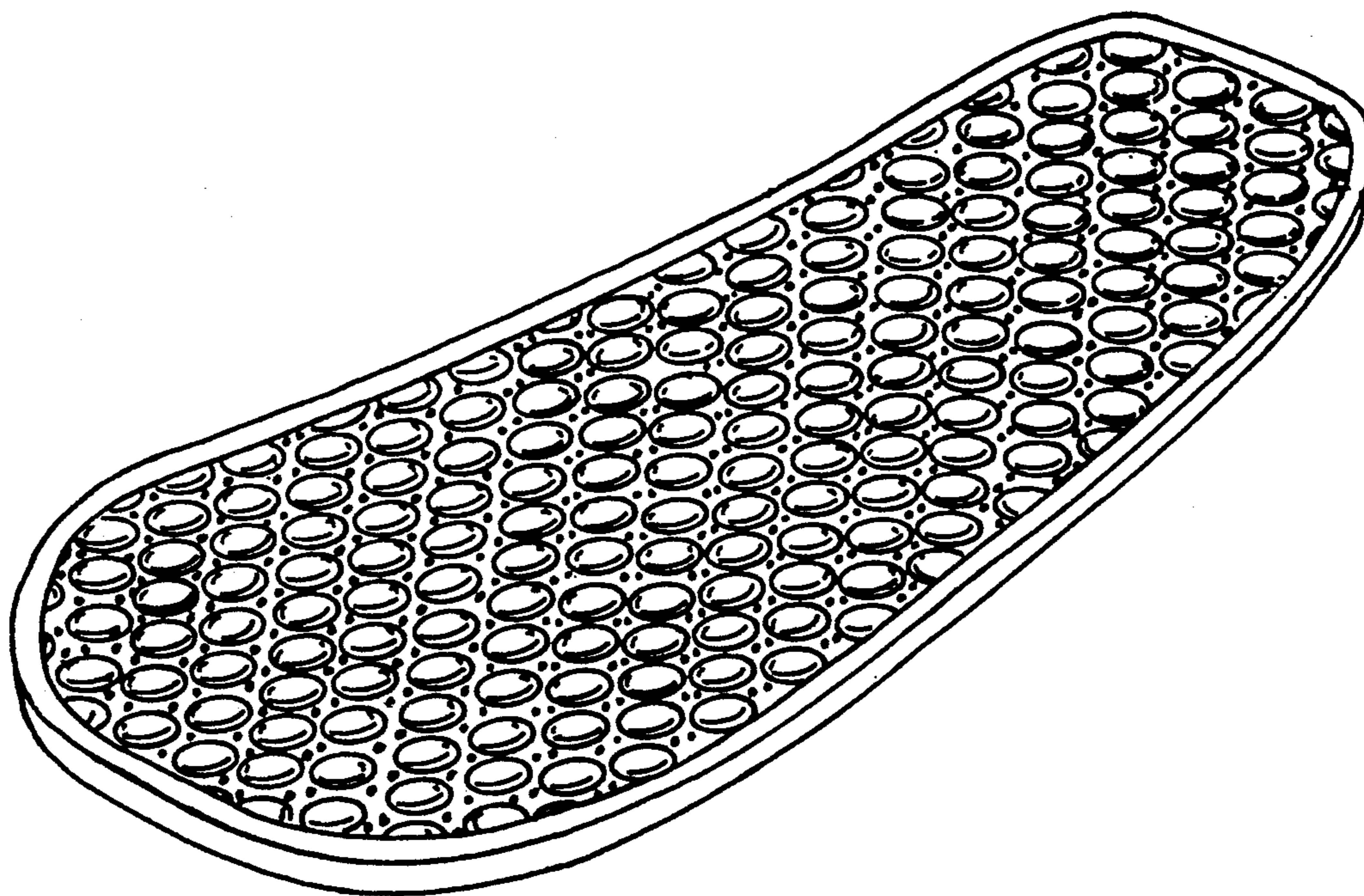
FIG. 3 is front elevational view of my top and periphery of a sandal insole design. The rear elevational view of my top and periphery of a sandal insole design is substantially the same as the front; and,

FIG. 4 is a left side elevational view of my top and periphery of a sandal insole design. The right side elevational view is substantially the same as the left side.

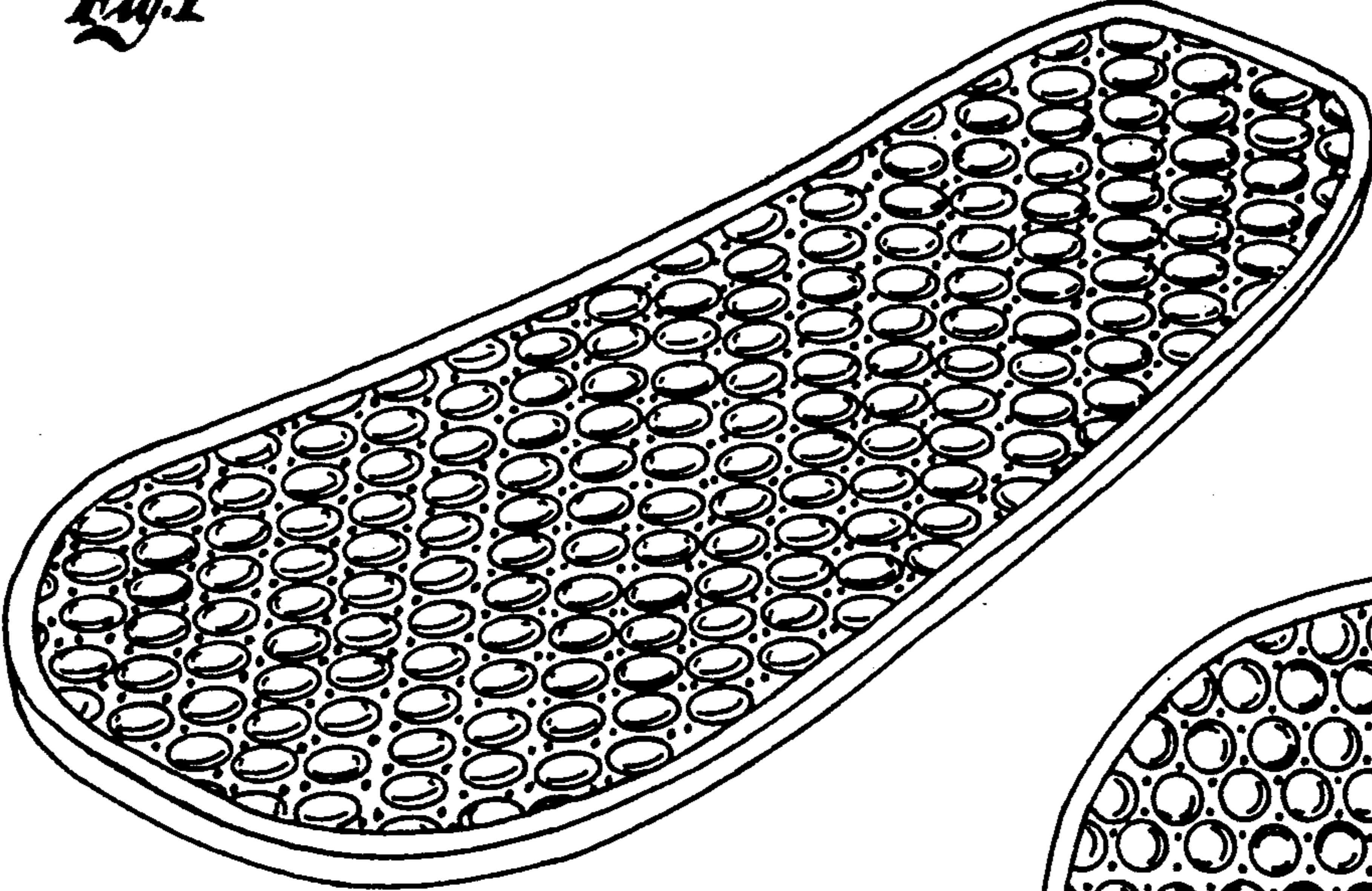
[56] **References Cited**

**U.S. PATENT DOCUMENTS**

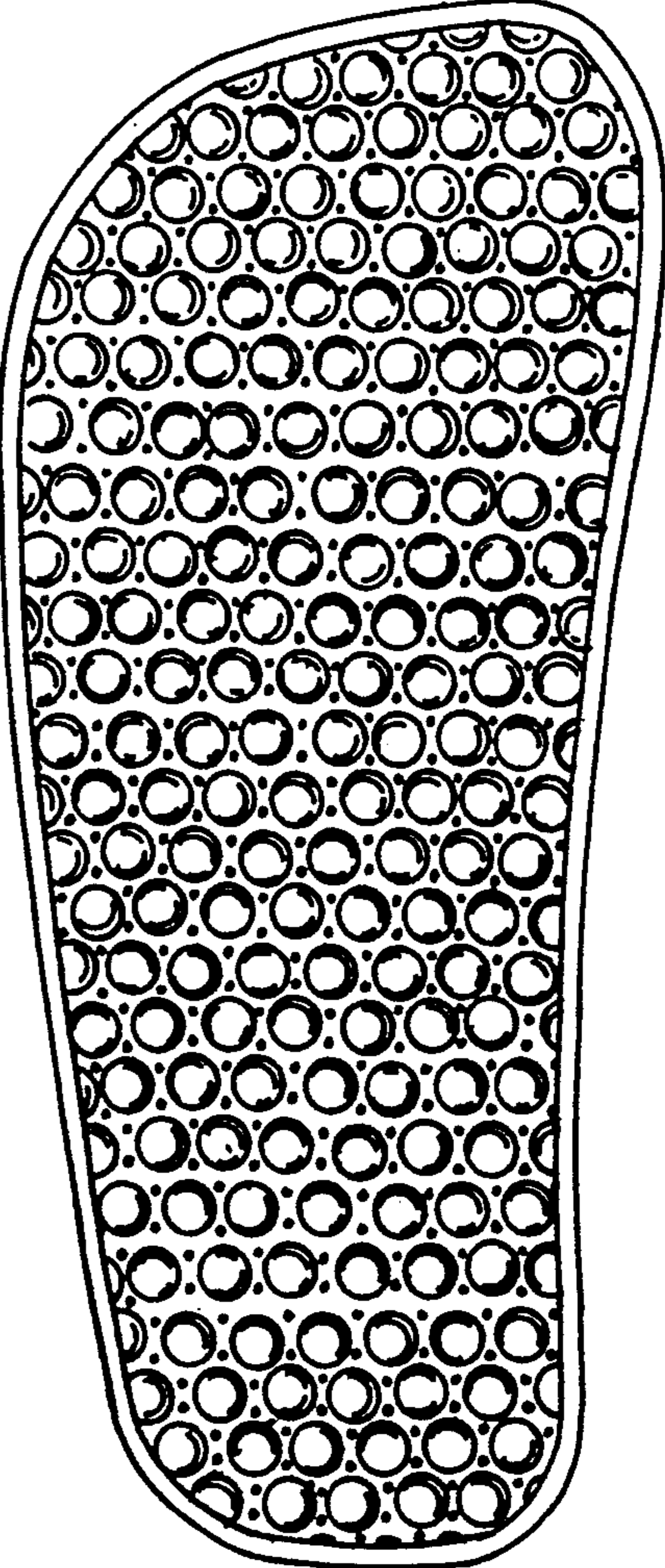
D. 278,571	4/1985	Eber .....	D2/293
D. 281,735	12/1985	Seltzer .....	D2/293
2,084,517	6/1937	Vogel .....	36/29 X
3,589,037	6/1971	Gallagher .....	36/44
4,112,599	9/1978	Krippelz .....	36/44 X



*Fig. 1*



*Fig. 2*



*Fig. 3*



*Fig. 4*

