



US00D336971S

United States Patent [19]

[11] Patent Number: **Des. 336,971**

Flisek

[45] Date of Patent: **** Jul. 6, 1993**

[54] **TRAINING SHOE WITH REMOVABLE WEIGHTS**

[56] **References Cited**

U.S. PATENT DOCUMENTS

D. 82,546	11/1930	Dugan	D2/315
D. 205,594	8/1966	McCrorry et al.	D21/196
D. 299,284	1/1989	Brown et al.	D2/314
D. 320,825	10/1991	Scott	D21/191
1,548,172	8/1925	Redden	D2/314 X
2,245,950	6/1941	Williams	D2/314 X
4,308,672	1/1982	Antonious	D2/314 X

[76] Inventor: **Mojmir Flisek, Naselje heroja Maroka 15, Sevnica, Yugoslavia, 68290**

Primary Examiner—Louis S. Zarfaz
Attorney, Agent, or Firm—Keck, Mahin & Cate

[**] Term: **14 Years**

[57] CLAIM

[21] Appl. No.: **632,500**

The ornamental design for a training shoe with removable weights, as shown and described.

[22] Filed: **Dec. 24, 1990**

DESCRIPTION

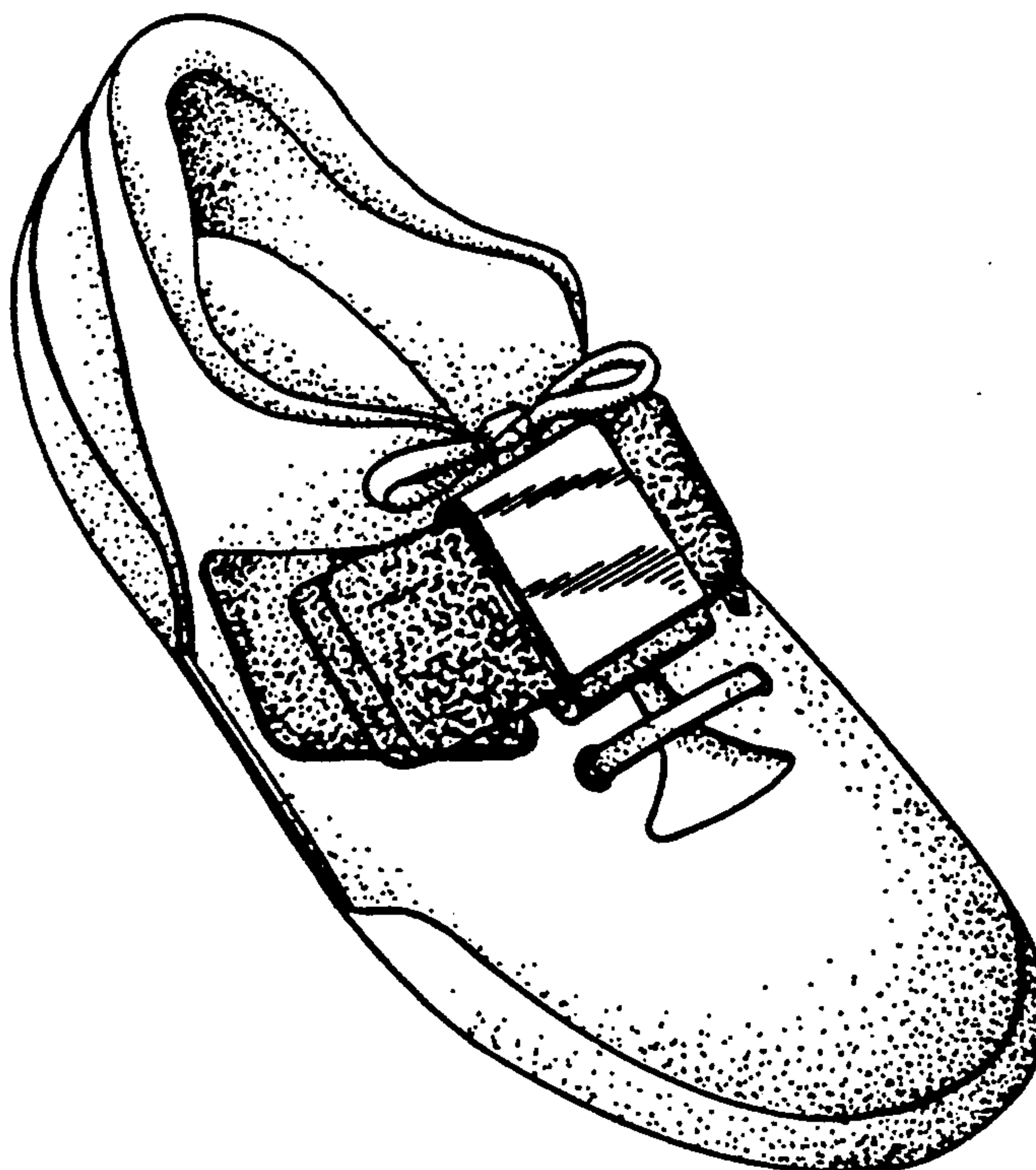
[30] Foreign Application Priority Data

Jun. 27, 1990 [YU] Yugoslavia M 486/90

[52] U.S. Cl. **D2/265; D2/314; D21/196**

[58] Field of Search **D2/264, 265, 308-314, D2/315; D21/191, 196; 36/45, 83, 84, 89, 112-114, 132, 136; 272/96, 119**

FIG. 1 is a rear elevational view of a training shoe with removable weights showing my new design; FIG. 2 is a left side elevational view thereof; FIG. 3 is a bottom plan view thereof; FIG. 4 is a front elevational view thereof; FIG. 5 is a right side elevational view thereof; FIG. 6 is a top plan view thereof; and, FIG. 7 is a top, front perspective view thereof.






Fig. 1



Fig. 2

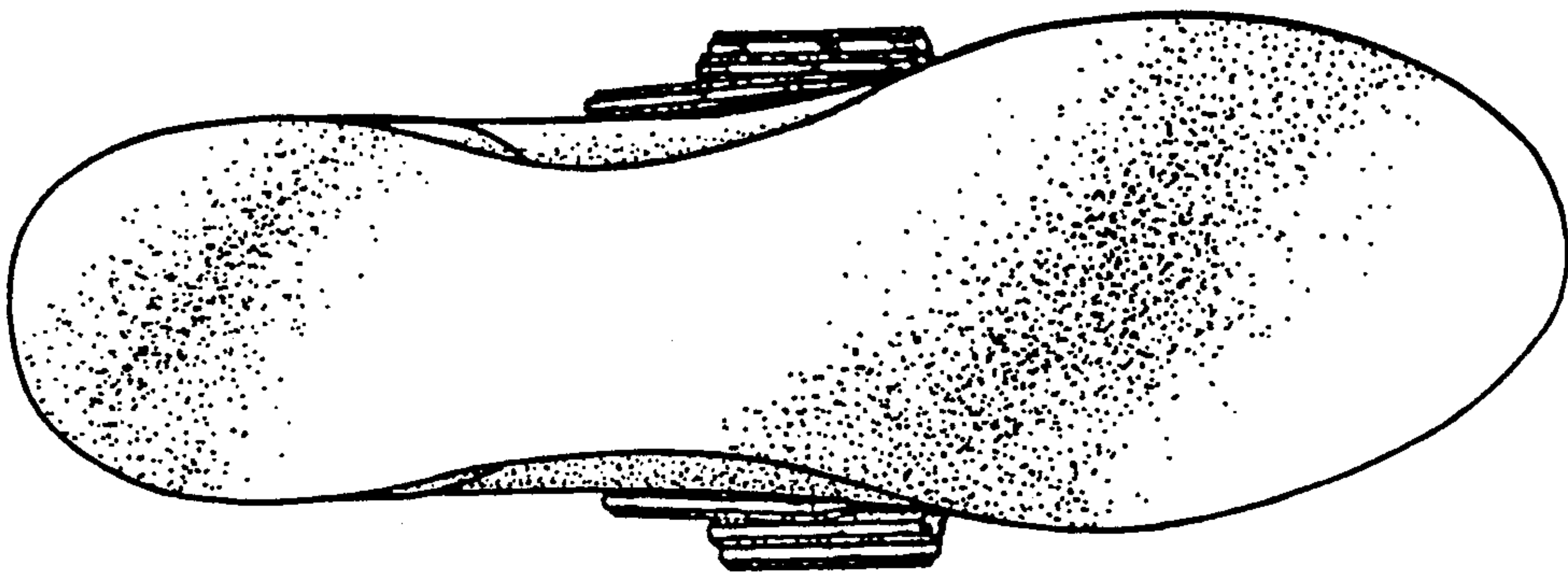


Fig. 3




Fig. 4




Fig. 5

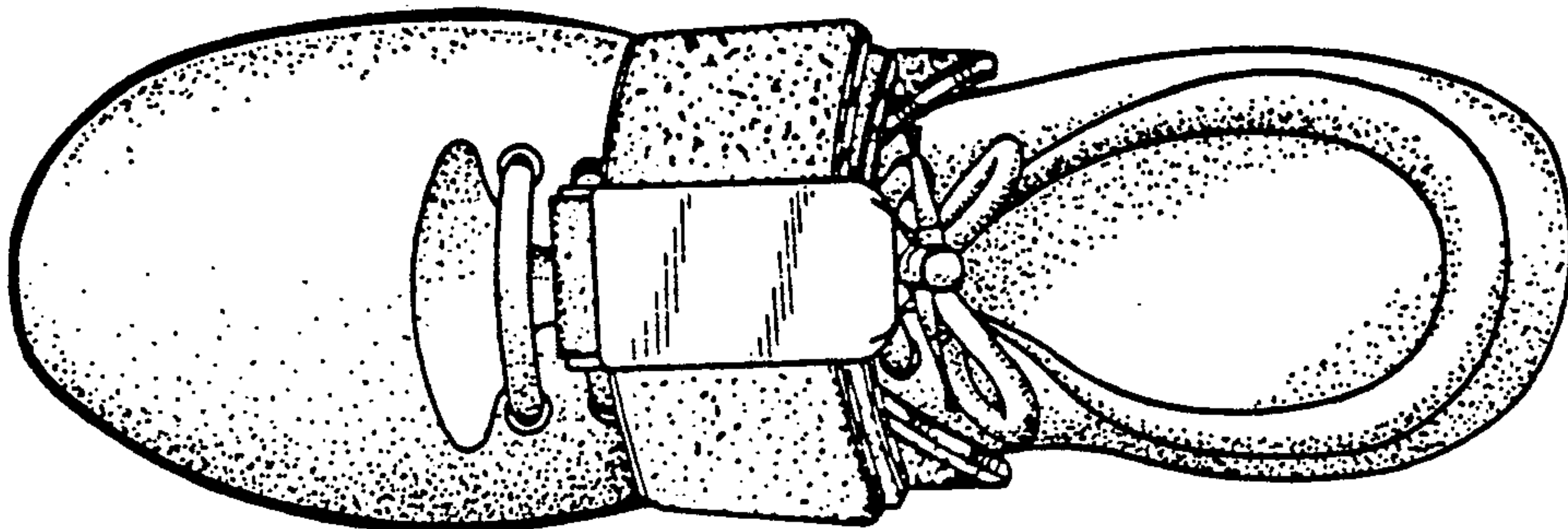


Fig. 6

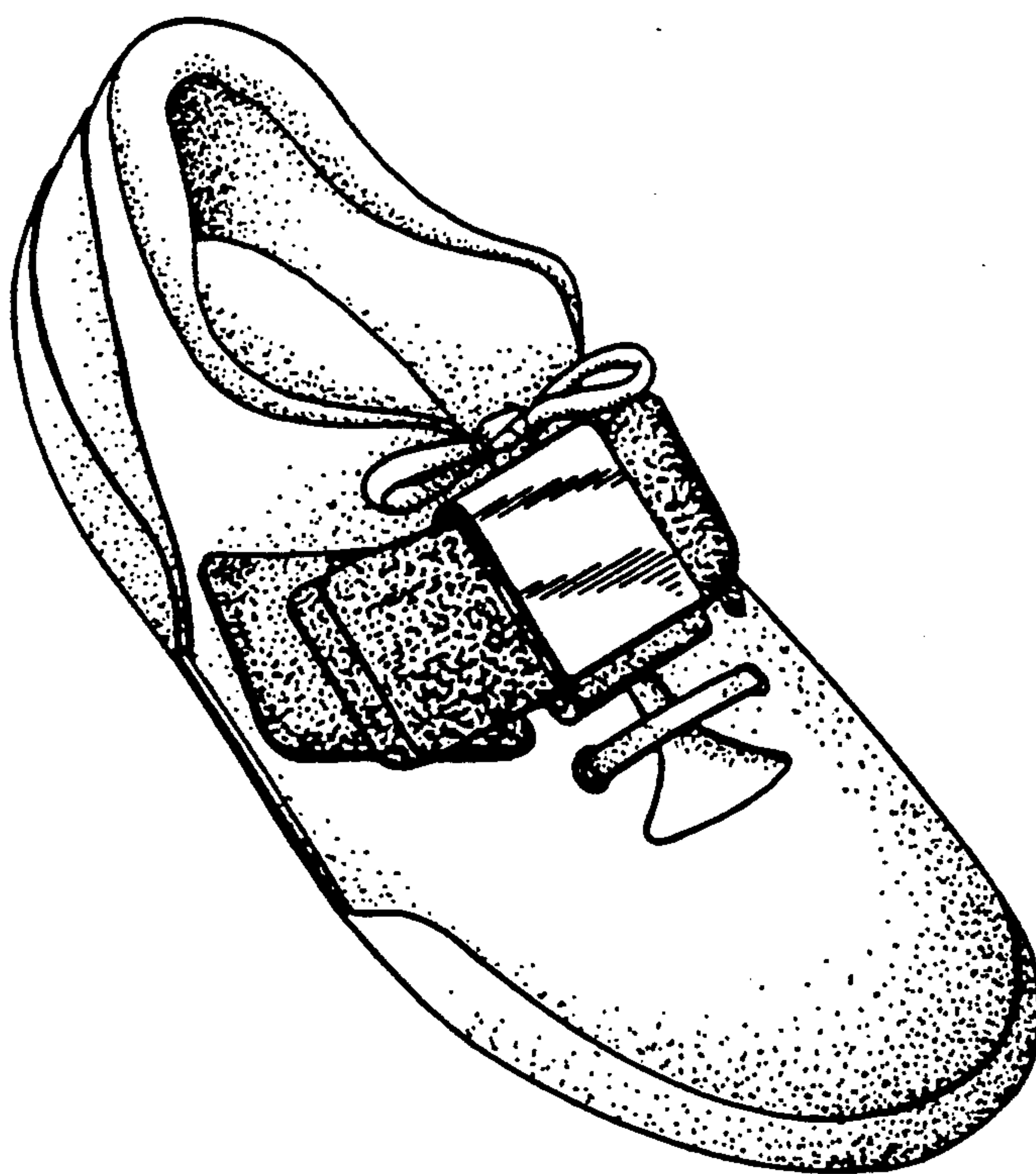


Fig. 7