



US00D336959S

# United States Patent [19]

[11] Patent Number: **Des. 336,959**

Liming

[45] Date of Patent: **\*\* Jun. 29, 1993**

[54] **BODY MASSAGER**

[76] Inventor: **Gary W. Liming**, 169 Dalehurst, San Antonio, Tex. 78201

[\*\*] Term: **14 Years**

[21] Appl. No.: **657,206**

[22] Filed: **Feb. 19, 1991**

[52] U.S. Cl. .... **D24/214**

[58] Field of Search ..... D24/200, 214; 128/57, 128/62 R, 60, 67; D3/512; 135/17, 19, 65, 67, 68, 76, 77

D. 317,204	5/1991	Henneseey	.....	D24/211
D. 326,721	6/1992	Ujifusa et al.	.....	D24/200 X
719,596	2/1903	Lauterbach	.....	128/62 R
1,612,343	12/1926	Amussen	.....	128/62 R
3,856,002	12/1974	Matsumoto	.....	128/67

*Primary Examiner*—Stella Reid  
*Attorney, Agent, or Firm*—John C. Stahl

[57] **CLAIM**

The ornamental design for a body massager, as shown.

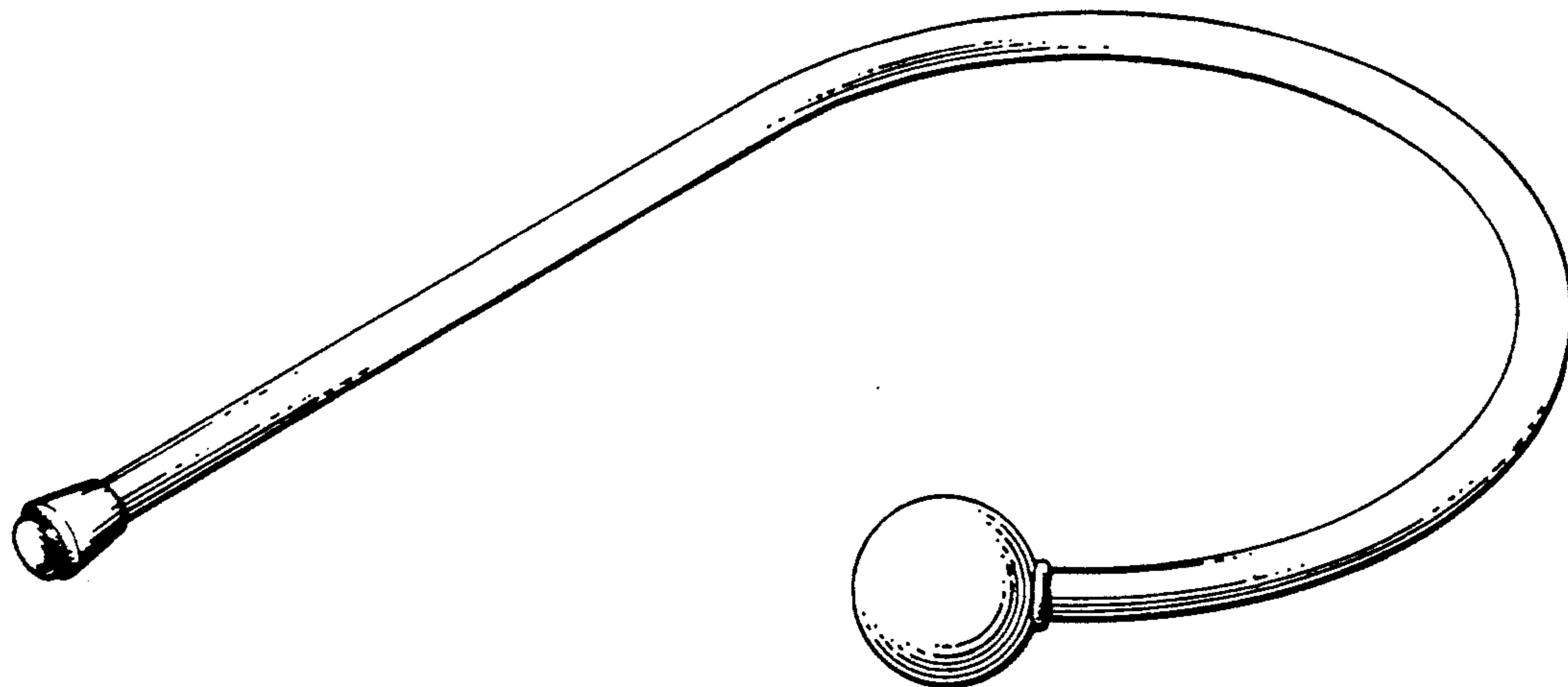
**DESCRIPTION**

FIG. 1 is a perspective view of a body massager, showing my new design;  
FIG. 2 is a side elevational view thereof, the opposite side elevational view being identical thereto;  
FIG. 3 is a front elevational view;  
FIG. 4 is a rear elevational view; and,  
FIG. 5 is a top plan view.

[56] **References Cited**

**U.S. PATENT DOCUMENTS**

D. 127,824	6/1941	Garas	.....	D24/211
D. 258,687	3/1981	Katsube	.....	D24/214
D. 268,362	3/1983	Wong	.....	D24/214 X



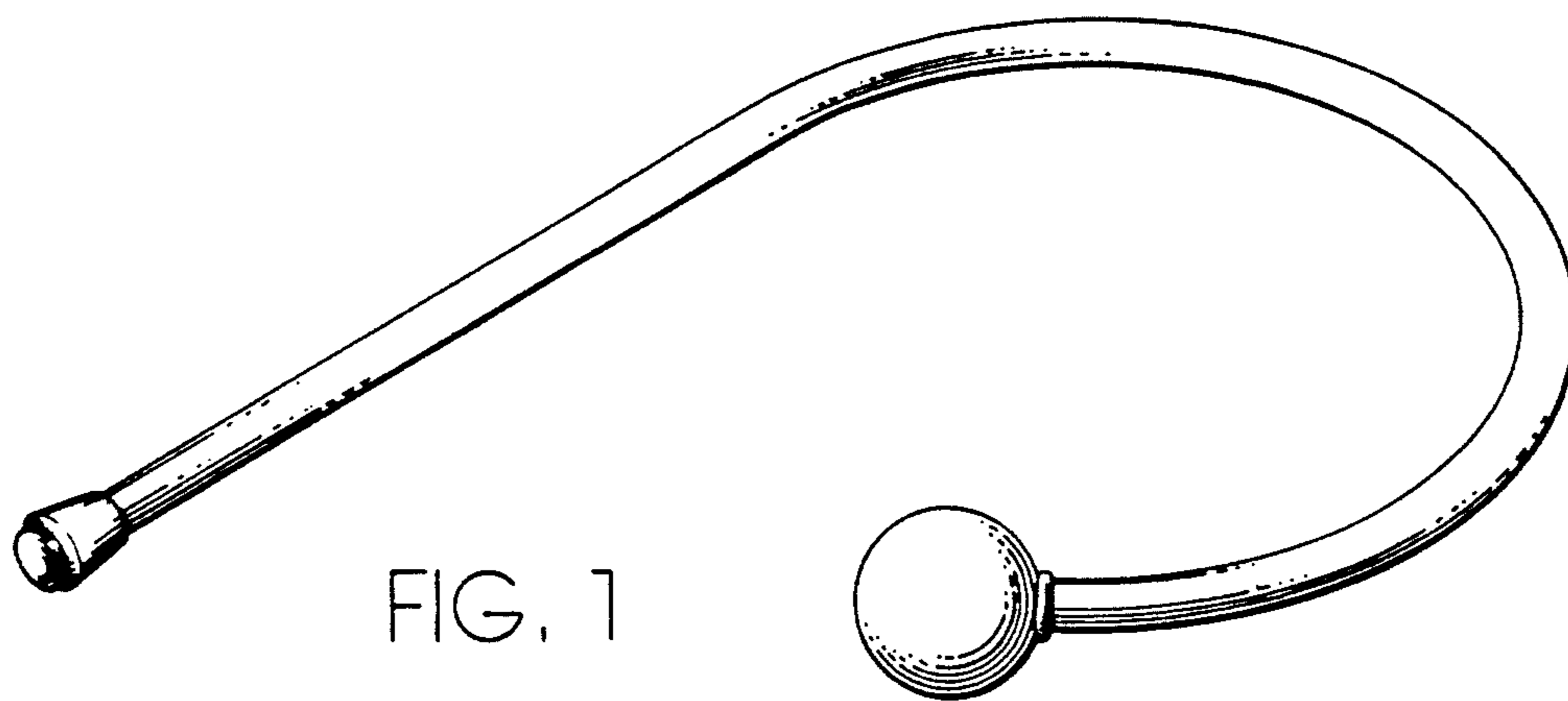


FIG. 1

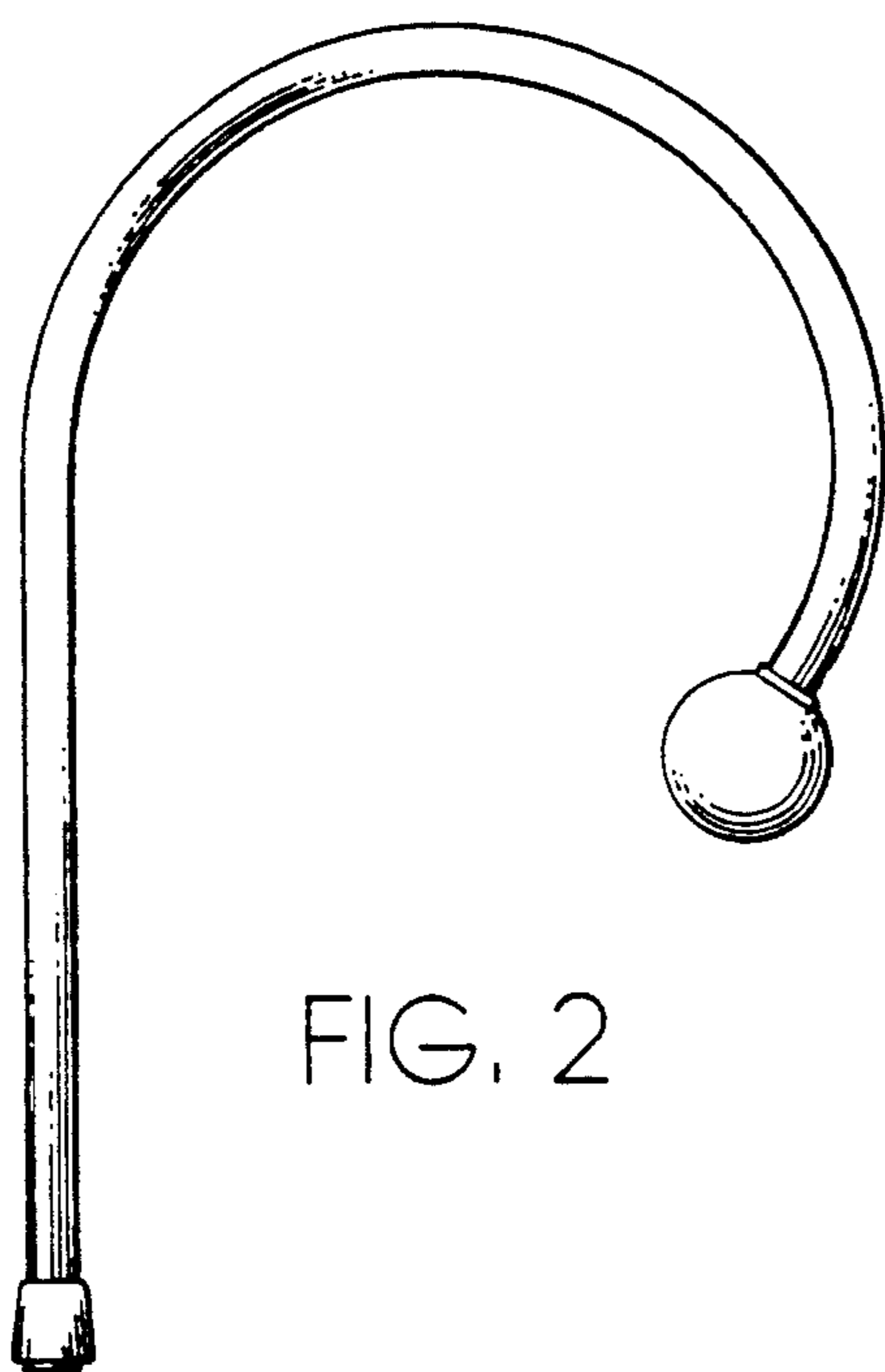


FIG. 2



FIG. 3



FIG. 4

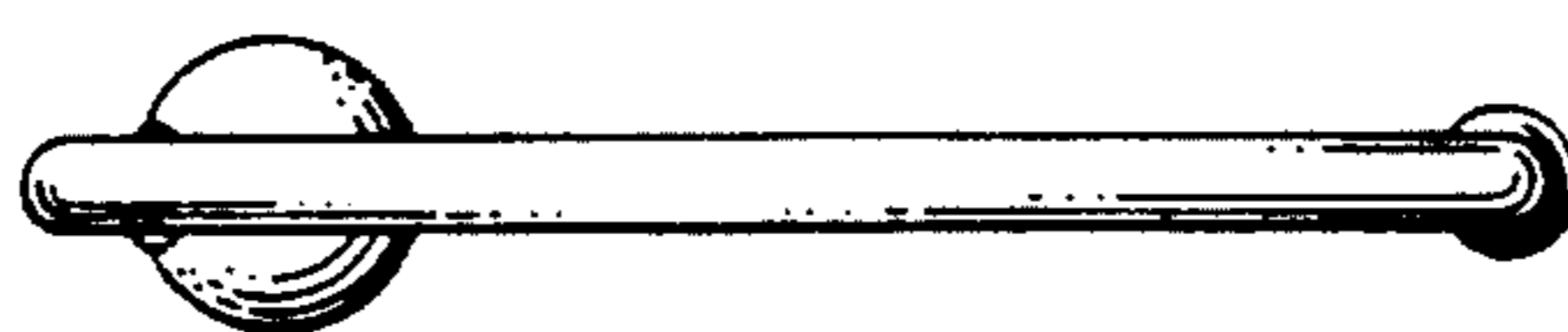


FIG. 5