



US00D336955S

# United States Patent [19]

[11] Patent Number: **Des. 336,955**

Hadaway

[45] Date of Patent: **\*\* Jun. 29, 1993**

[54] **STICK HOLDER FOR MEDICAMENT**

[75] Inventor: **Michelle A. Hadaway**, Gurnee, Ill.

[73] Assignee: **Abbott Laboratories**, Abbott Park, Ill.

[\*\*] Term: **14 Years**

[21] Appl. No.: **771,922**

[22] Filed: **Oct. 4, 1991**

[52] U.S. Cl. .... **D24/100; D24/119**

[58] Field of Search ..... **D24/100-101, D24/119, 224, 226; D28/64; D9/300.2; D15/90; D1/102, 127; 604/1-3, 11, 15; 424/484, 440, 435, 439; 514/317, 777; D20/27**

[56] **References Cited**

**U.S. PATENT DOCUMENTS**

4,243,035	1/1981	Barrett .....	604/1
4,863,737	9/1989	Stanley et al. ....	424/440
5,000,193	3/1991	Meelis et al. ....	604/1 X
5,132,114	7/1992	Stanley et al. ....	424/440

*Primary Examiner*—Wallace R. Burke  
*Assistant Examiner*—M. H. Tung  
*Attorney, Agent, or Firm*—Thomas M. Breininger

[57] **CLAIM**

The ornamental design for a stick holder for medicament, as shown and described.

**DESCRIPTION**

FIG. 1 is a perspective view of a stick holder for medicament showing our new design, the medicament being shown in broken lines for environmental purposes only and forms no part of the claimed design;  
FIG. 2 is a front elevational view of the stick holder for medicament, as shown in FIG. 1, the rear elevational view being identical, the broken line drawing of medicament is for environmental purposes only and forms no part of the claimed design;  
FIG. 3 is a left end elevational view thereof;  
FIG. 4 is a right end elevational view thereof; and,  
FIG. 5 is a top plan view thereof, the bottom plan view being the same.

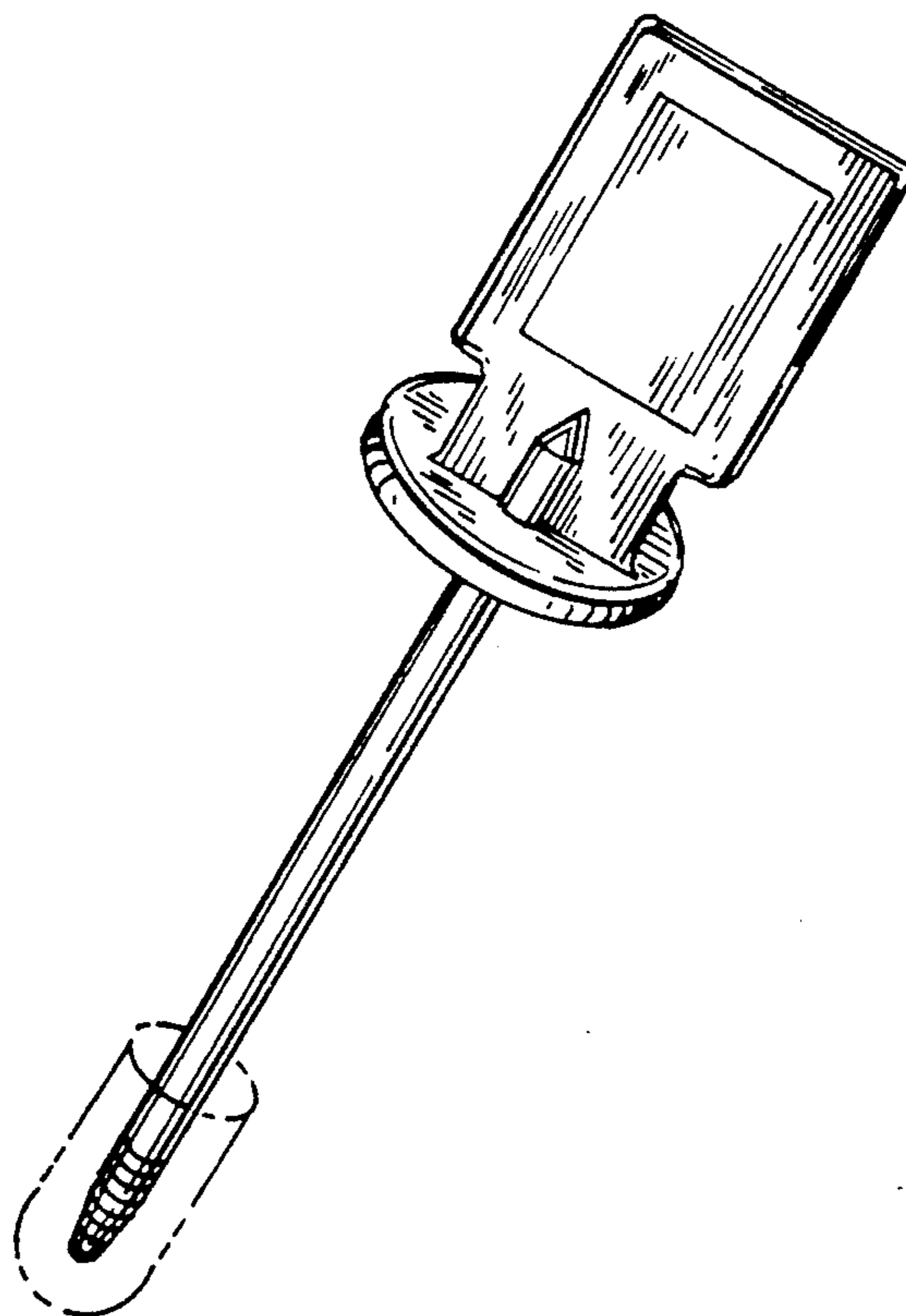


FIG. 1

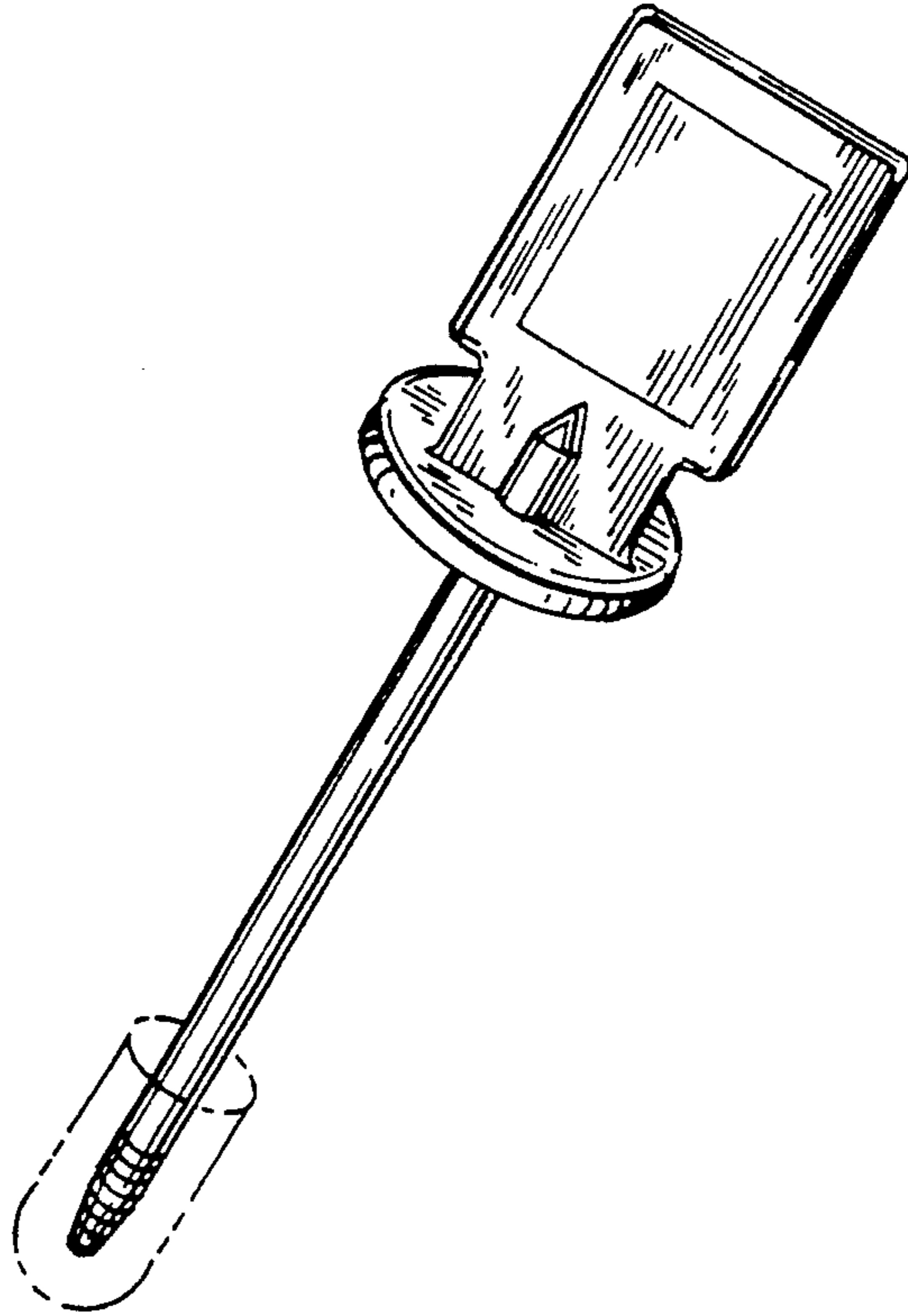


FIG. 2

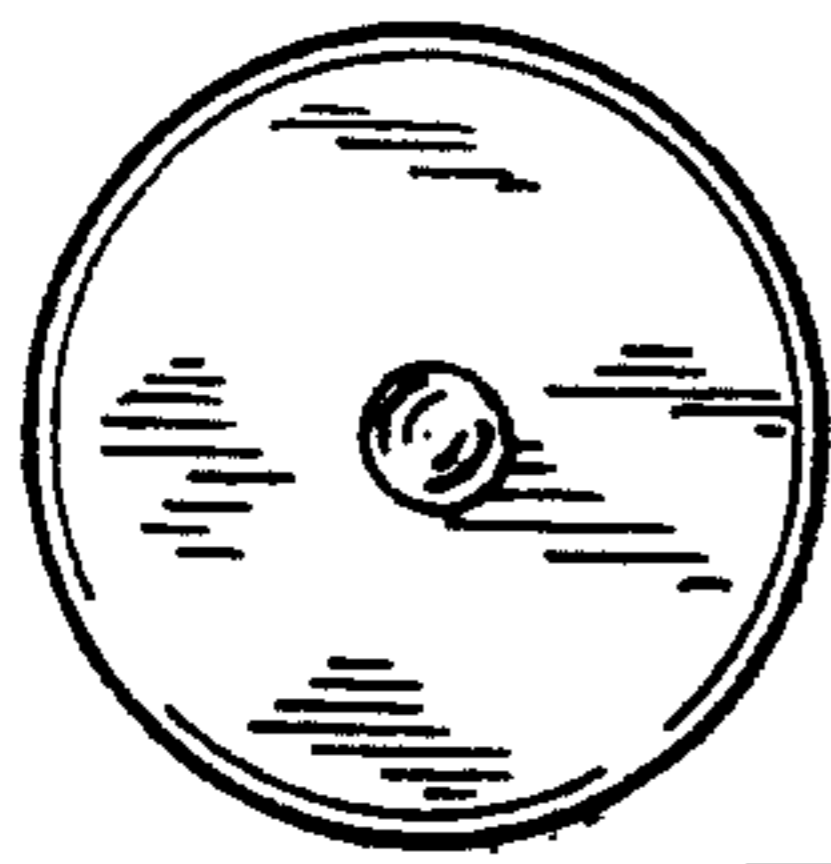
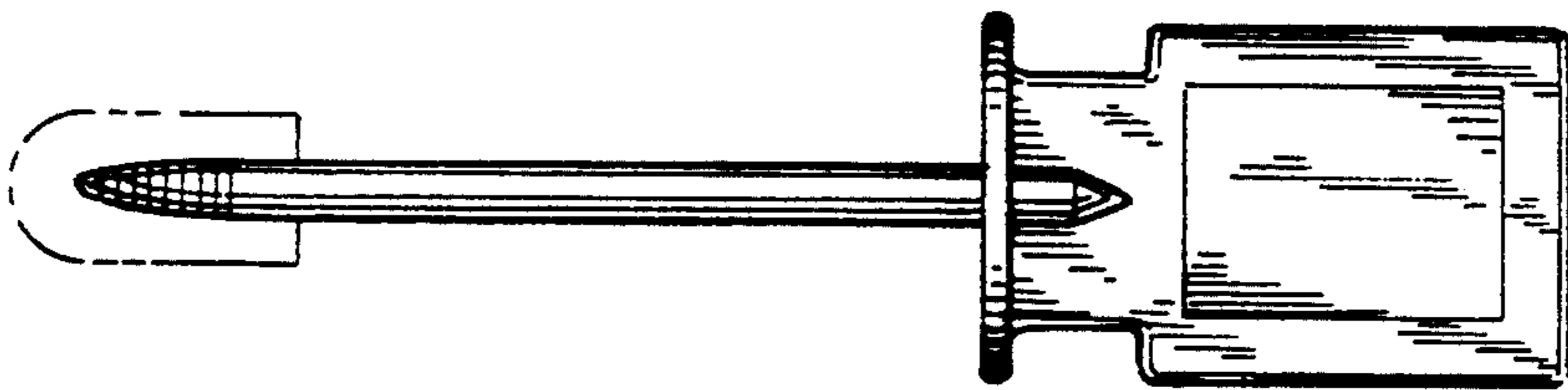


FIG. 3

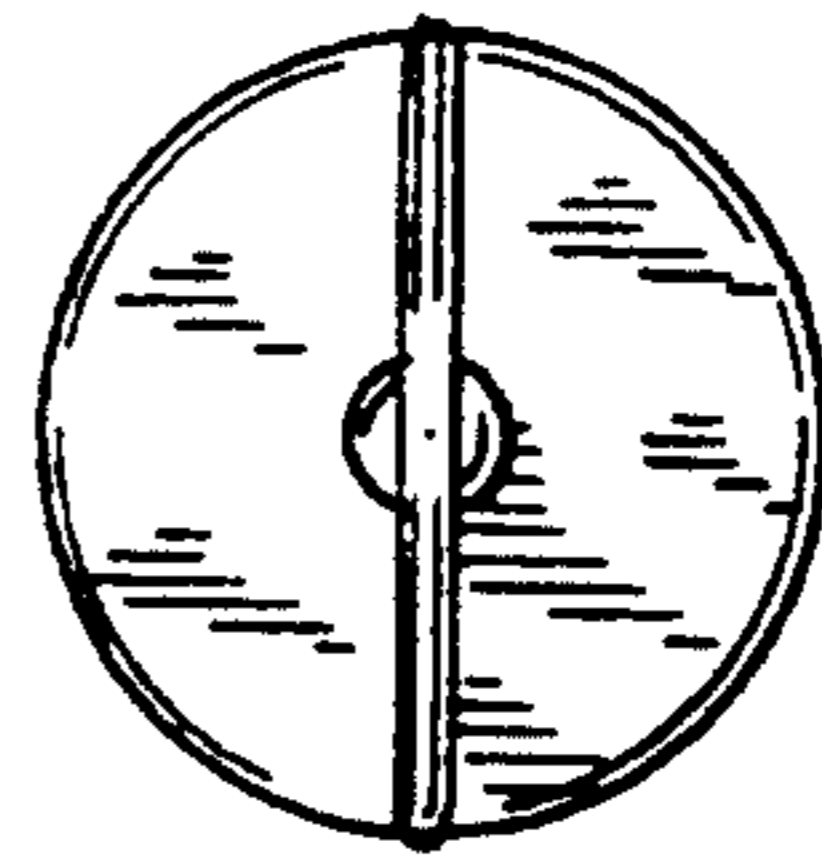


FIG. 4

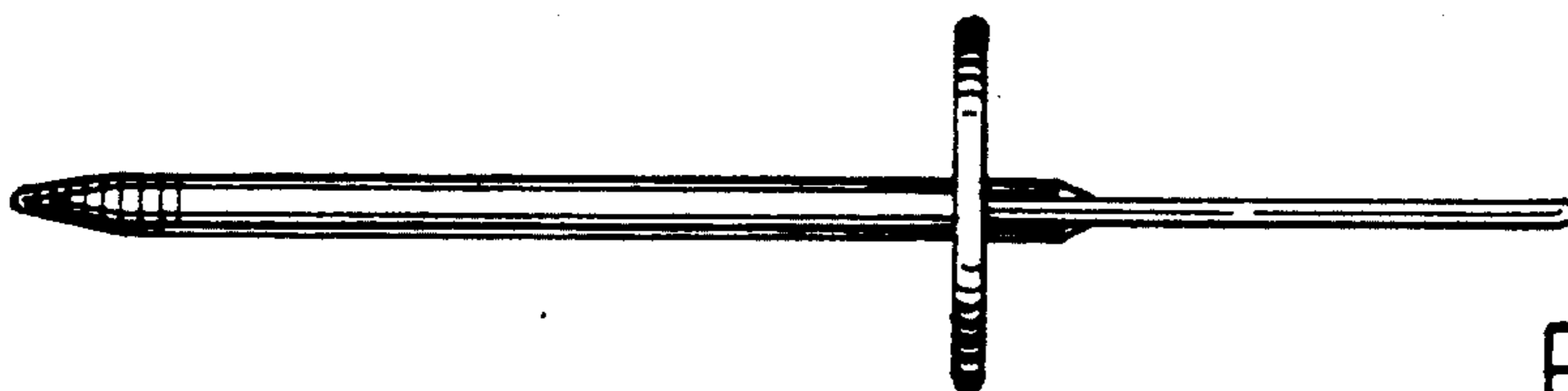


FIG. 5