



US00D336950S

# United States Patent [19] Dannenberg

[11] Patent Number: **Des. 336,950**  
[45] Date of Patent: **\*\* Jun. 29, 1993**

[54] SINK

[75] Inventor: **Todd D. Dannenberg**, Sheboygan, Wis.

[73] Assignee: **Kohler Co.**, Kohler, Wis.

[\*\*] Term: **14 Years**

[21] Appl. No.: **729,015**

[22] Filed: **Jul. 12, 1991**

[52] U.S. Cl. .... **D23/284**

[58] Field of Search ..... **D23/271-275,**  
**D23/284-294; 4/580, 619, 630-636, 639, 640,**  
**642, 650-660, DIG. 18**

[56] **References Cited**

**U.S. PATENT DOCUMENTS**

D. 141,620	6/1945	Stanitz .....	D23/271
D. 206,048	10/1966	Armstrong .....	D23/290
D. 326,141	5/1992	Evatt et al. ....	D23/294
2,584,860	2/1952	Galley .....	4/633
2,629,880	3/1953	Hartog .....	4/633
3,108,288	10/1963	Herzog .....	4/639 X
3,579,661	5/1971	Lein .....	4/650

**OTHER PUBLICATIONS**

Page 11 from a 1987 Kohler ad showing the Addison sink (Item E).

Page 34 from an undated (admitted prior art) Villeroy catalog showing the Hector, Splendor and Tabor sinks. Page 35 from an undated (admitted prior art) Villeroy catalog showing the Hector, Splendor and Tabor sinks. Pages 15-7 from an undated (admitted prior art) Kohler catalog showing the efficiency sink.

*Primary Examiner*—James R. Largen  
*Attorney, Agent, or Firm*—Quarles & Brady

[57] **CLAIM**

The ornamental design for a sink, as shown and described.

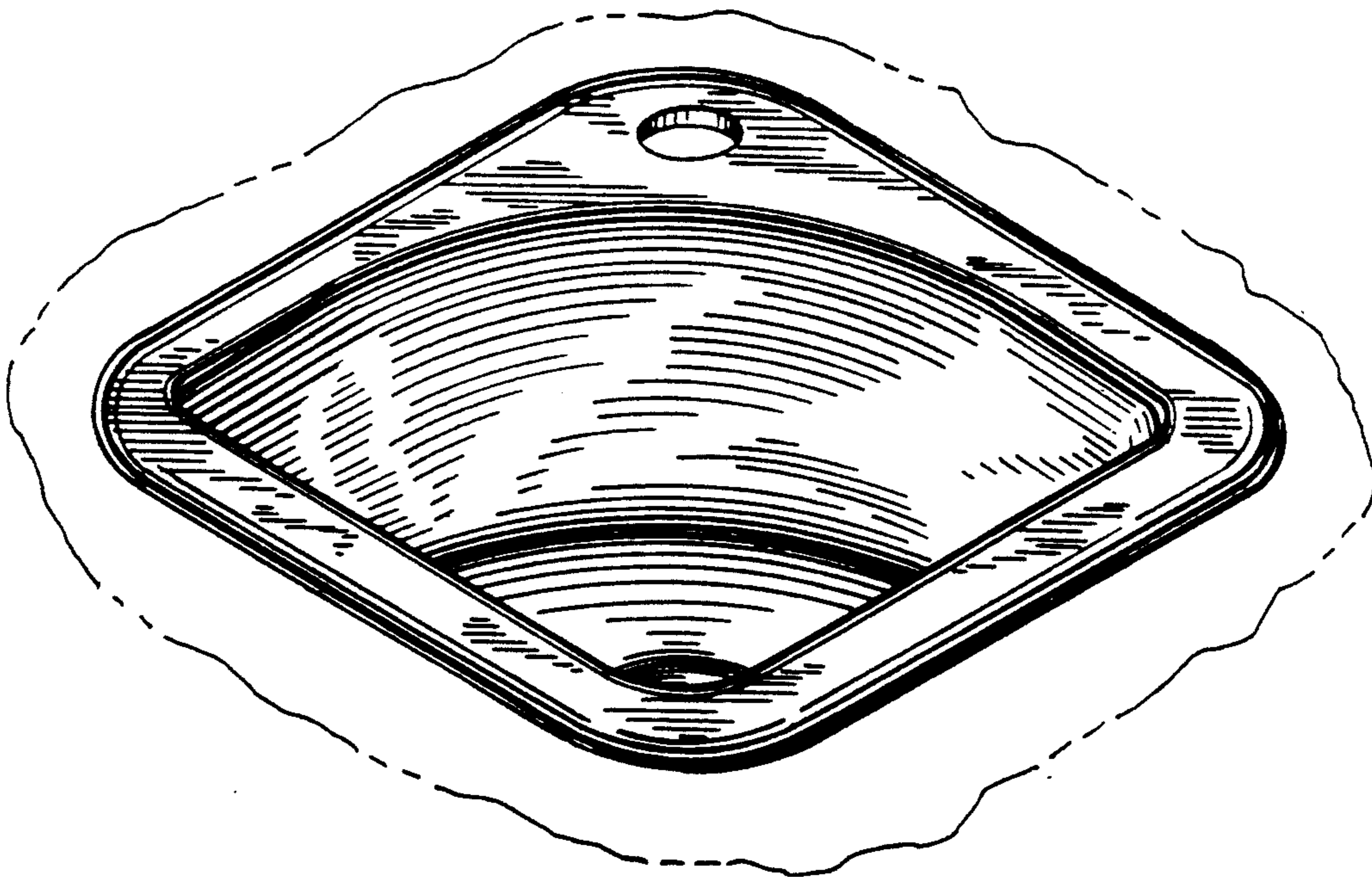
**DESCRIPTION**

FIG. 1 is a perspective view taken from the top, front and right side of a sink showing my new design;

FIG. 2 is a top plan view thereof; and,

FIG. 3 is a cross-sectional view taken on line 3—3 of FIG. 2.

The fragmentary broken line showing of a counter top in FIG. 1 is for purposes of illustration only and forms no part of the claimed design.



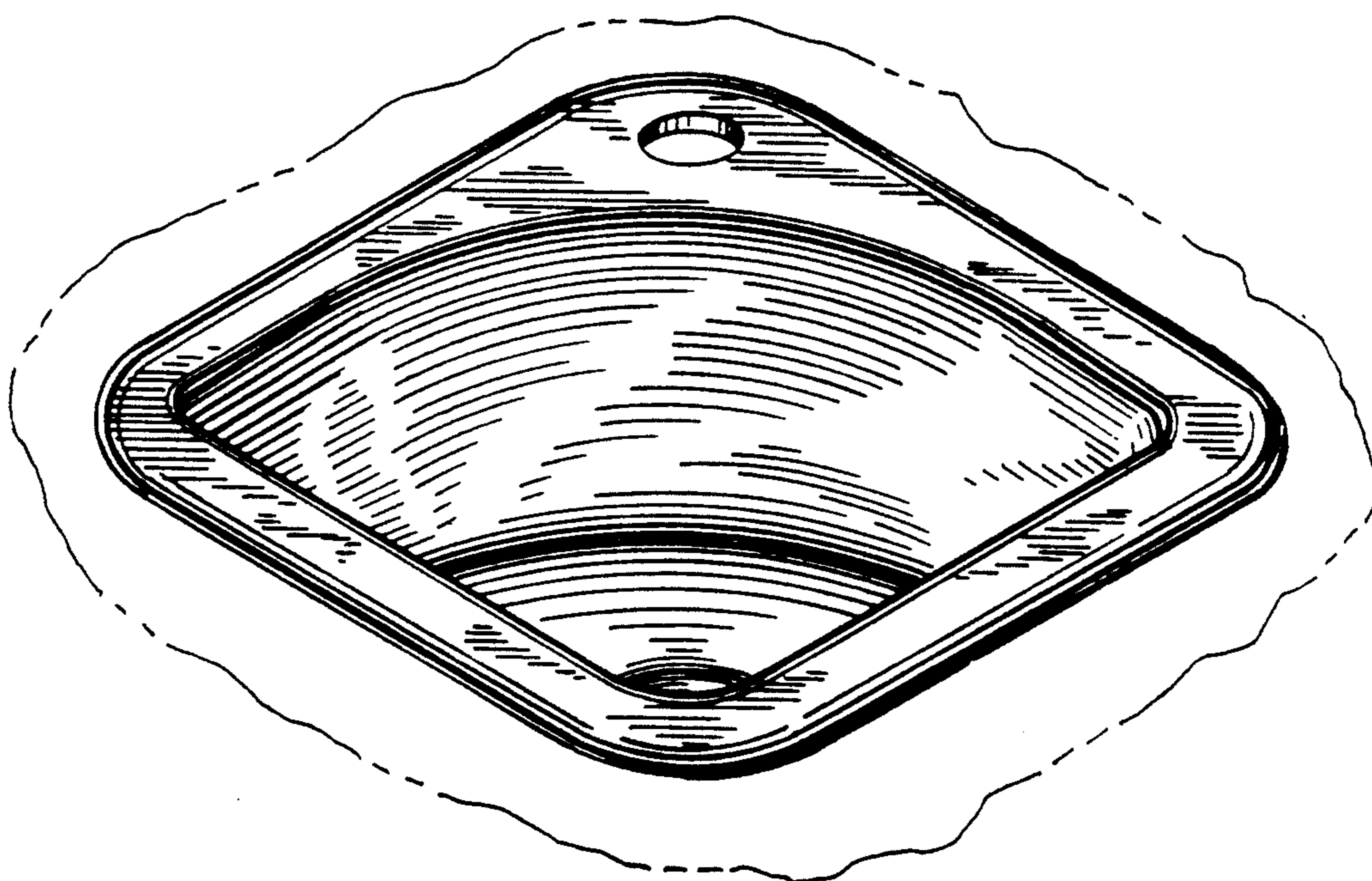


FIG. 1

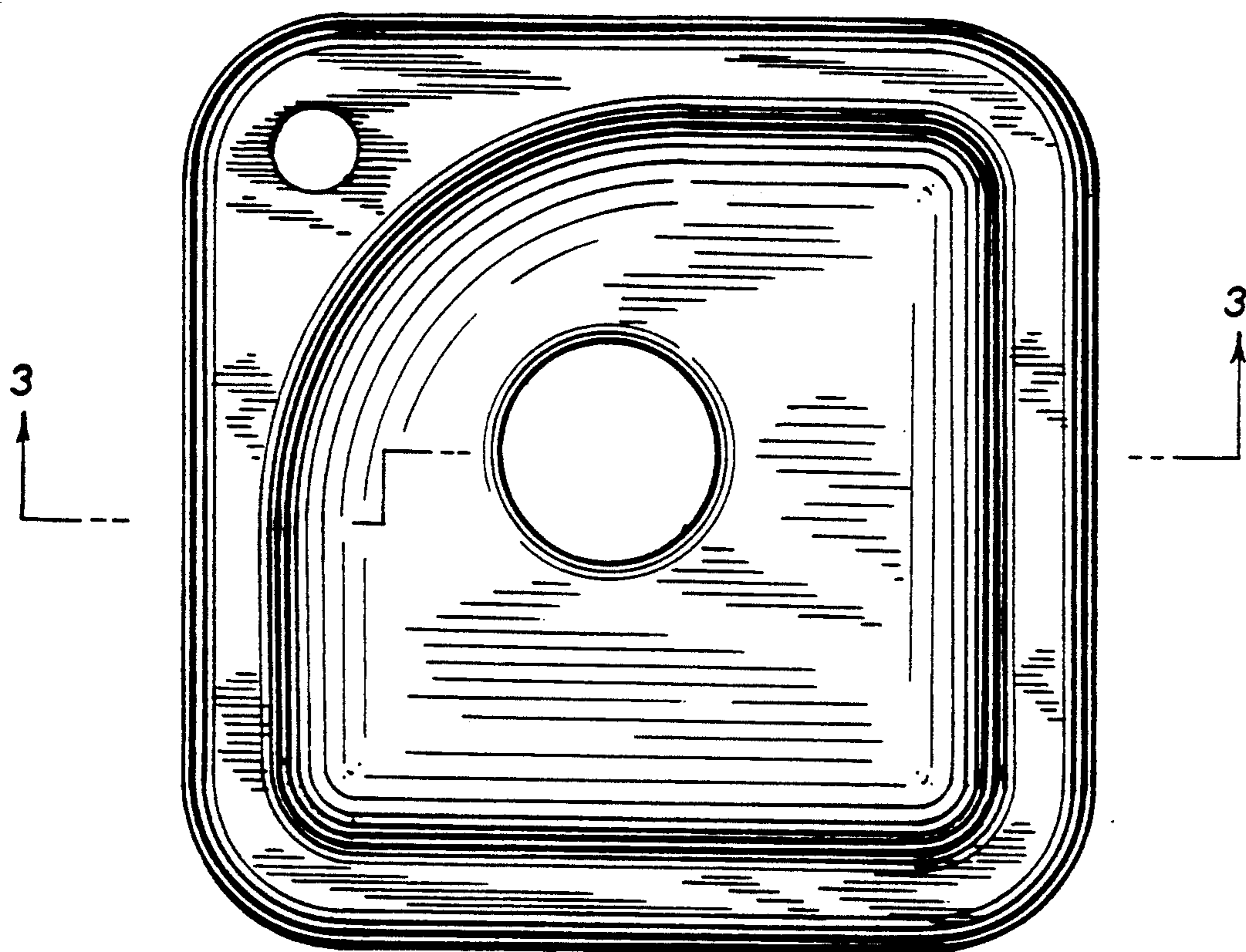


FIG. 2

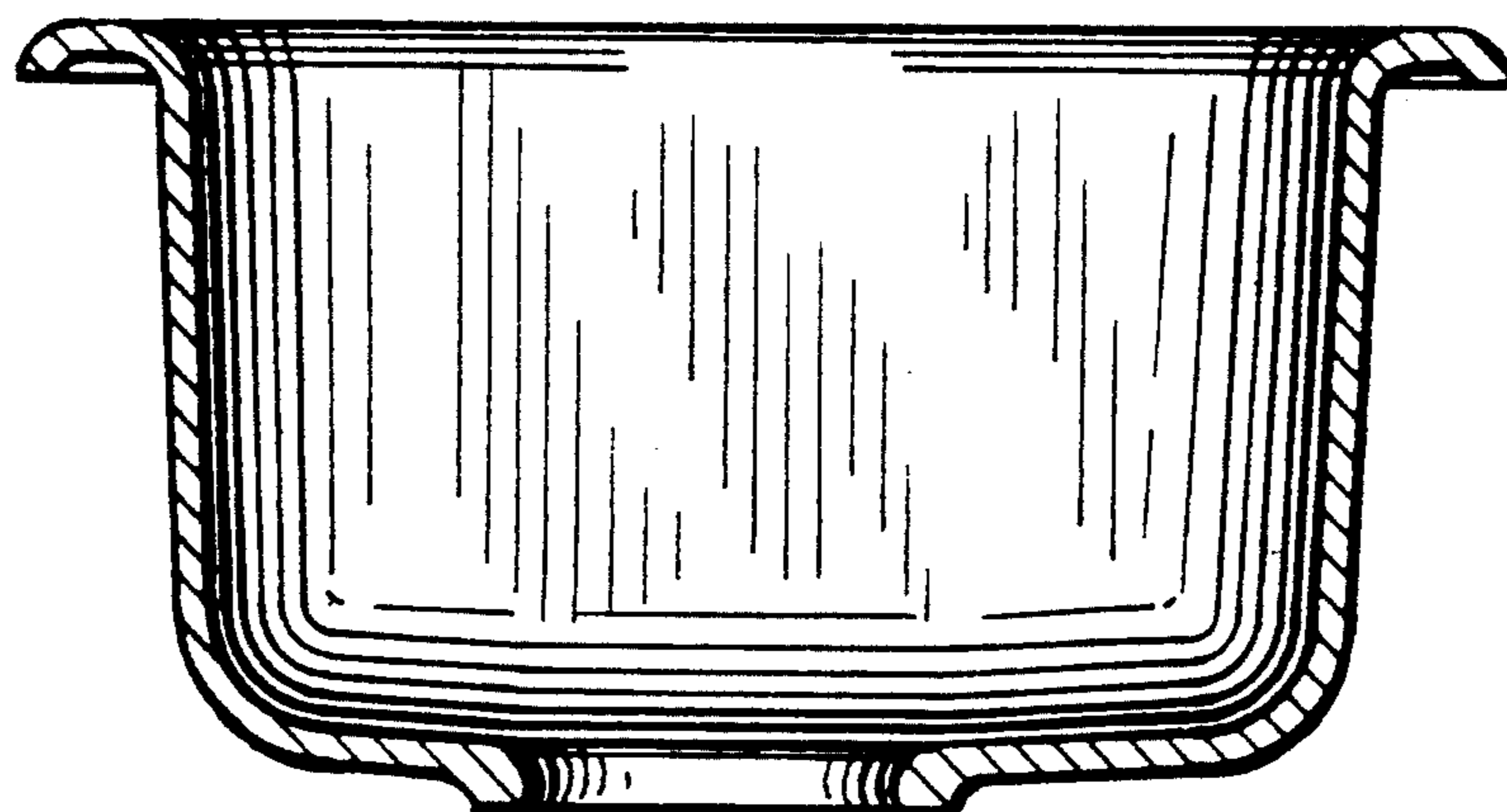


FIG. 3