



US00D336923S

# United States Patent [19]

[11] Patent Number: **Des. 336,923**

Lin

[45] Date of Patent: **\*\* Jun. 29, 1993**

[54] **WRITING INSTRUMENT CAP**

[76] Inventor: **Chang-Fong Lin**, No. 427, Chung Hua Rd., Wu Jih, Taichung Hsien, Taiwan

[\*\*] Term: **14 Years**

[21] Appl. No.: **818,362**

[22] Filed: **Jan. 9, 1992**

[52] U.S. Cl. .... **D19/57; D19/51; D19/56; D11/1**

[58] Field of Search ..... **D19/35, 36, 41-51, D19/54-58, 81-85; 401/102, 104, 243, 244, 245, 246, 247**

[56] **References Cited**

### U.S. PATENT DOCUMENTS

- D. 36,798 2/1904 Schmitz ..... D19/46
- D. 79,546 10/1929 Biffar ..... D19/57
- D. 130,443 11/1941 Gower ..... D19/46 X
- D. 164,976 10/1951 Aversa ..... D19/46
- D. 173,480 11/1954 Fink ..... D19/47 X

- D. 179,615 1/1957 Spatz ..... D19/46 X
- D. 182,508 4/1958 Engelmann ..... D19/54
- D. 269,684 7/1983 Luntz ..... D19/57 X
- D. 312,096 11/1990 Vitrac ..... D19/56 X
- D. 331,422 12/1992 Weilert ..... D19/56

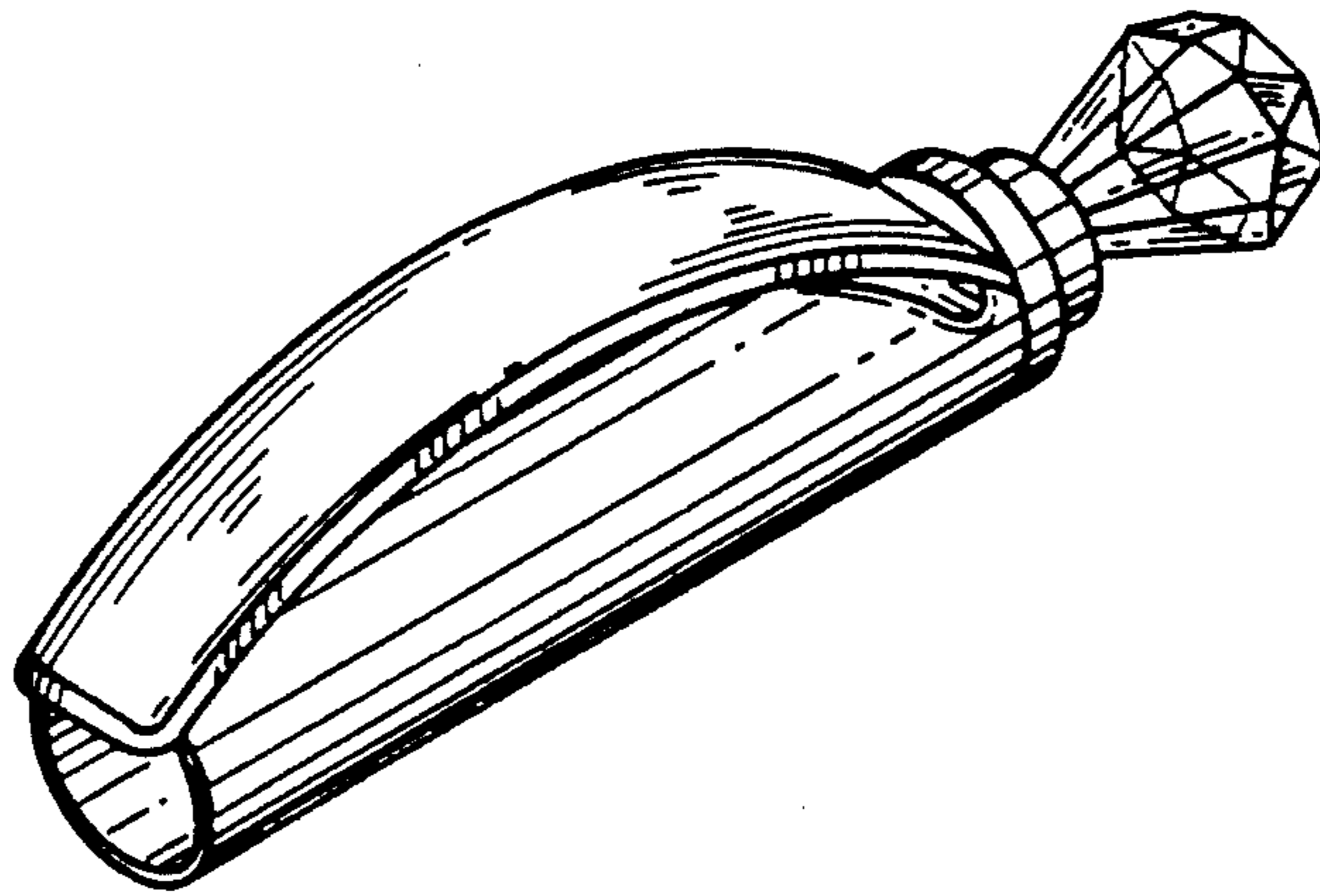
*Primary Examiner*—Nelson C. Holtje  
*Assistant Examiner*—Martha Thompson  
*Attorney, Agent, or Firm*—Bacon & Thomas

### [57] CLAIM

The ornamental design for a writing instrument cap, as shown and described.

### DESCRIPTION

FIG. 1 is a perspective view of a writing instrument cap showing my new design;  
 FIG. 2 is a front elevational view thereof;  
 FIG. 3 is a rear elevational view thereof;  
 FIG. 4 is a side elevational view thereof;  
 FIG. 5 is an elevational view of the side opposite to FIG. 4;  
 FIG. 6 is a top plan view thereof; and,  
 FIG. 7 is a bottom plan view thereof.



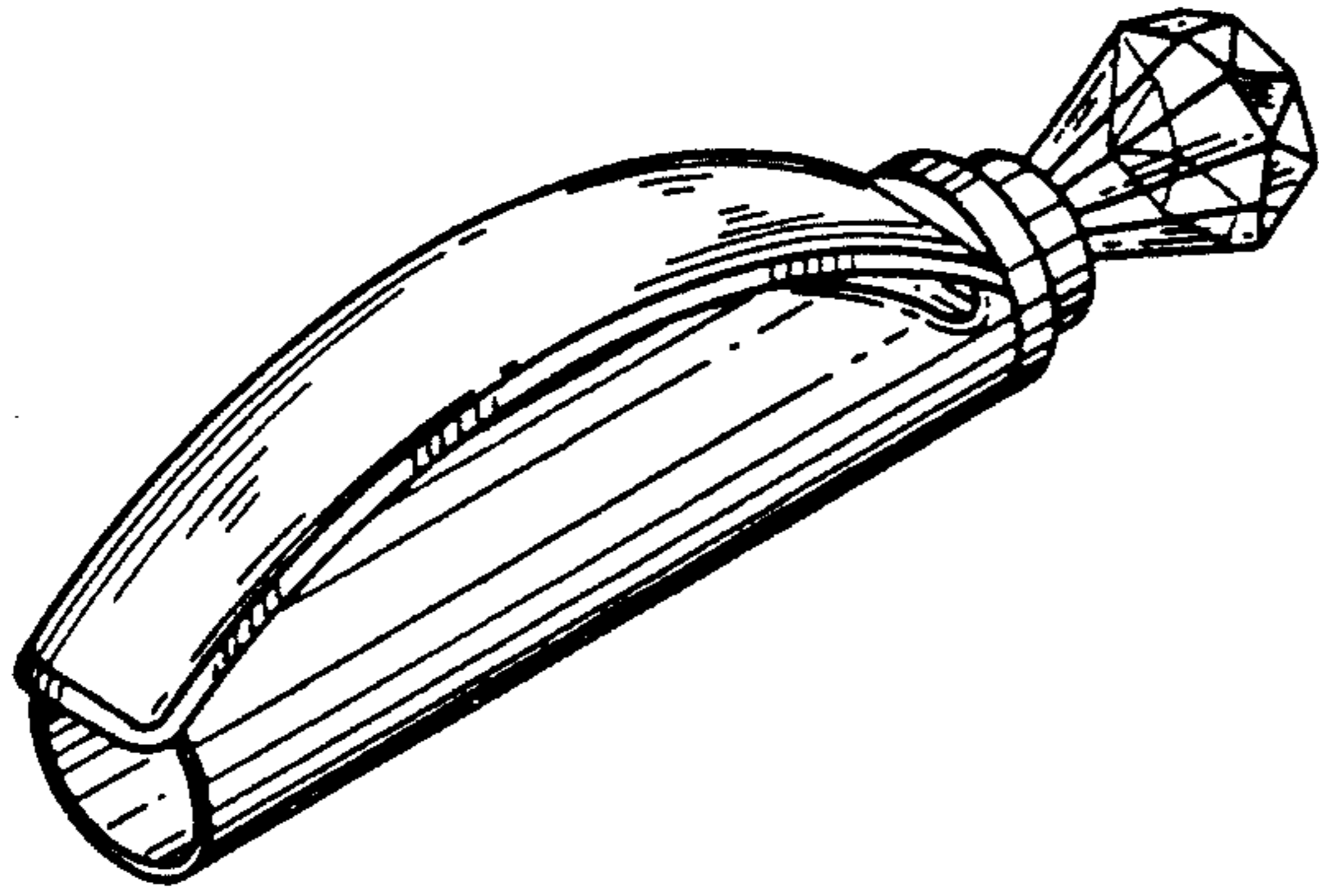


FIG. 1




FIG. 2



FIG. 3




FIG. 4

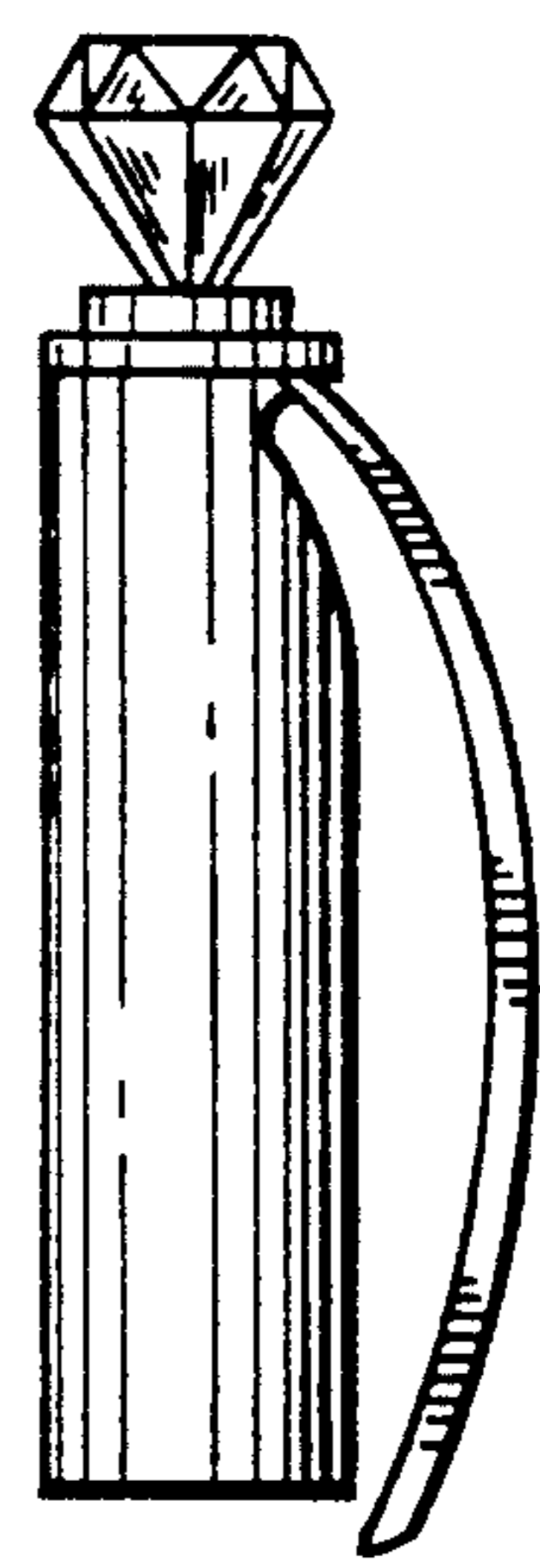


FIG. 5




FIG. 6



FIG. 7