



US00D336922S

# United States Patent [19]

[11] Patent Number: **Des. 336,922**

Lin

[45] Date of Patent: **\*\* Jun. 29, 1993**

[54] **BALL-POINT PEN**

[76] Inventor: **Chang-Fong Lin**, No. 427, Chung Hua Rd., Wu Jih, Taichung Hsien, Taiwan

[\*\*] Term: **14 Years**

[21] Appl. No.: **818,361**

[22] Filed: **Jan. 9, 1992**

[52] U.S. Cl. .... **D19/42; D19/51; D19/56; D19/57**

[58] Field of Search ..... **D19/35, 36, 41-51, D19/54-58, 81-85; 401/99, 100, 102, 103, 104, 209, 243-247**

[56] **References Cited**

**U.S. PATENT DOCUMENTS**

- D. 26,395 12/1896 Kraus ..... D19/46
- D. 87,262 6/1932 Hauton ..... D19/42
- D. 275,297 8/1984 Ohyabu ..... D19/51 X

- D. 277,392 1/1985 Salinger ..... D19/42
- D. 287,860 1/1987 McShirley ..... D19/42
- D. 313,246 12/1990 Porsche ..... D19/51

*Primary Examiner*—Nelson C. Holtje  
*Assistant Examiner*—Martha Thompson  
*Attorney, Agent, or Firm*—Bacon & Thomas

[57] **CLAIM**

The ornamental design for a ball-point pen, as shown and described.

**DESCRIPTION**

FIG. 1 is a perspective view of a ball-point pen showing my new design;  
FIG. 2 is a front elevational view thereof;  
FIG. 3 is a rear elevational view thereof;  
FIG. 4 is a side elevational view thereof;  
FIG. 5 is an elevational view of the side opposite to FIG. 4;  
FIG. 6 is a top plan view thereof; and,  
FIG. 7 is a bottom plan view thereof.

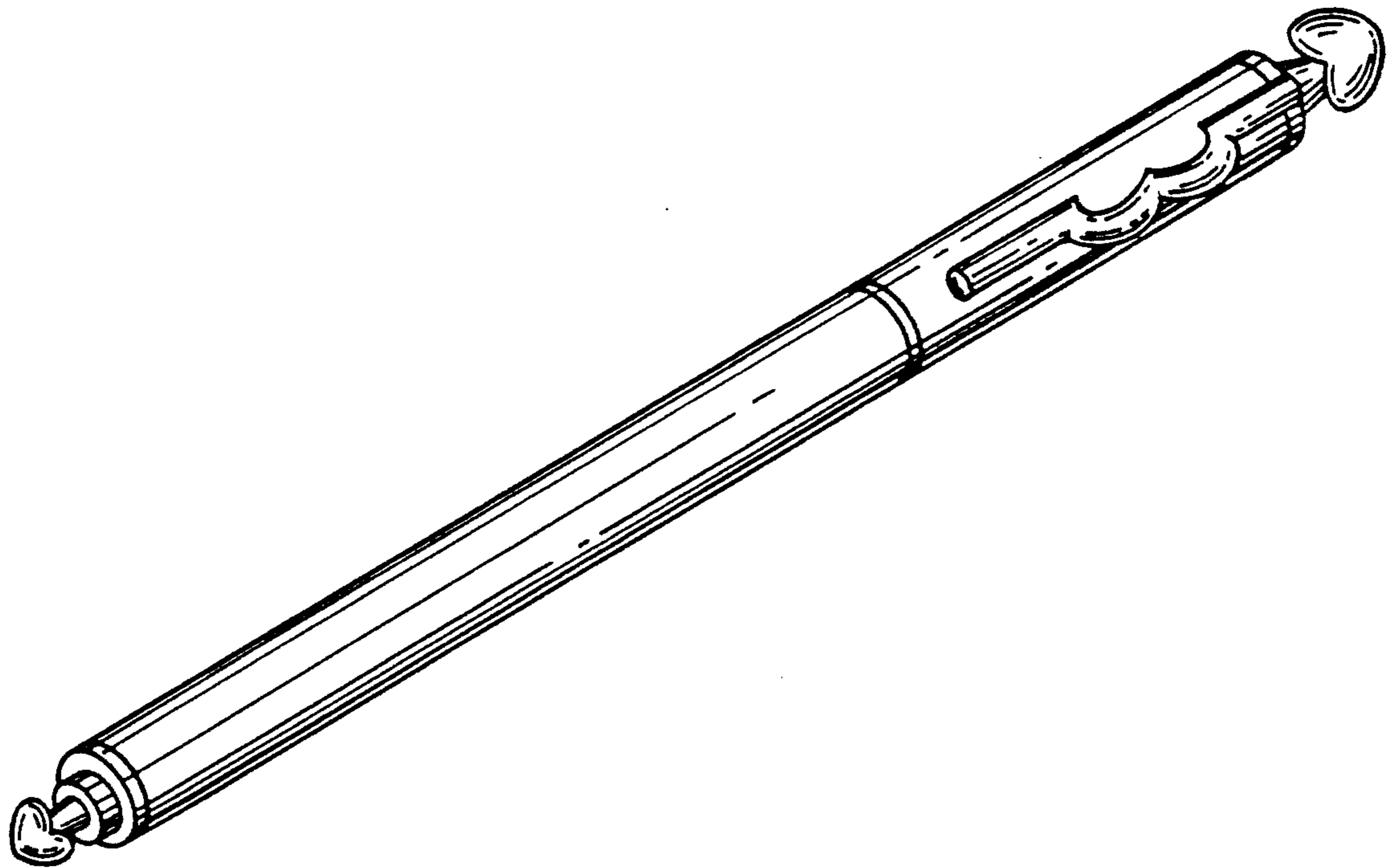


FIG. 1

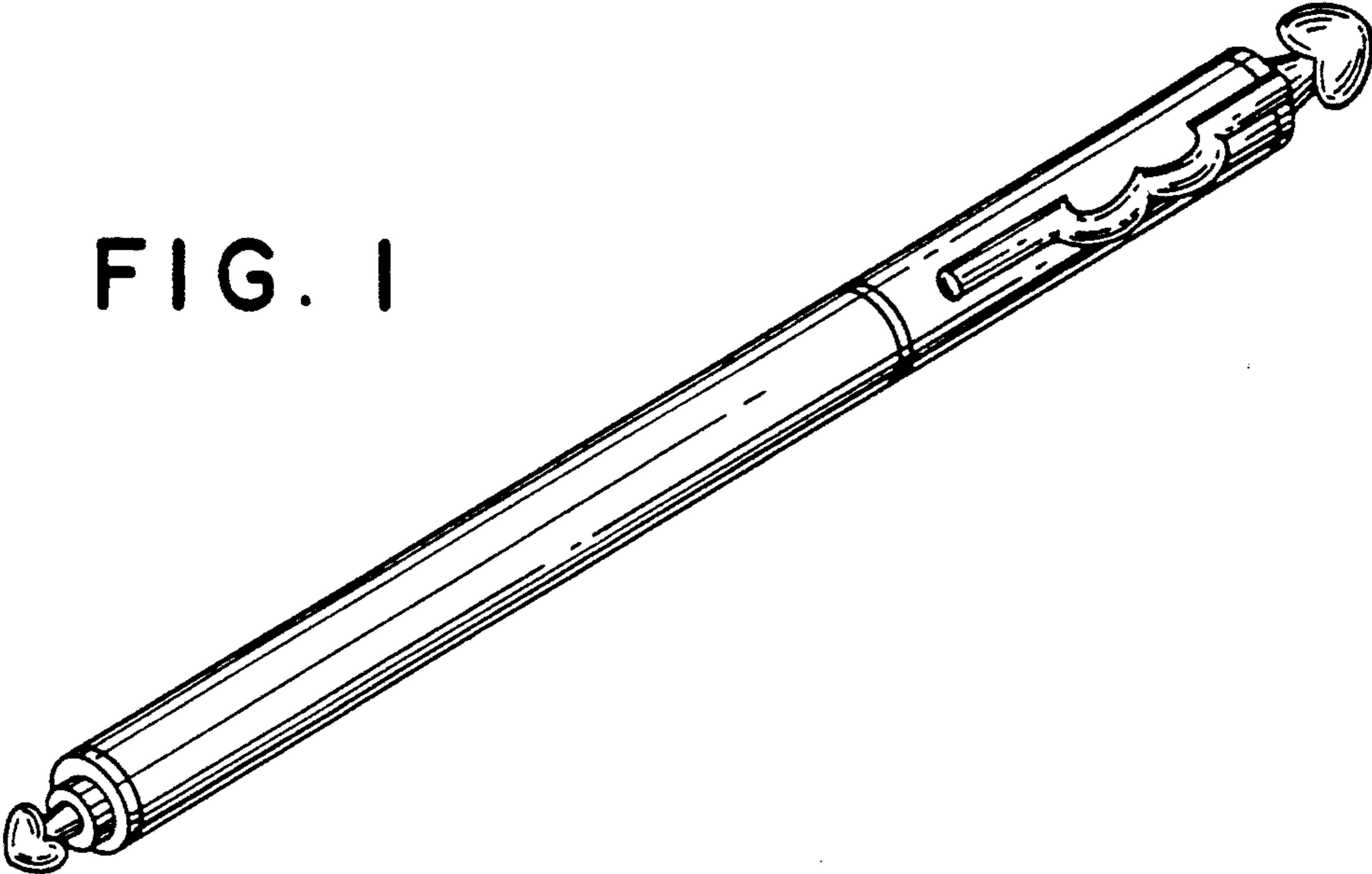


FIG. 2



FIG. 3






FIG. 4




FIG. 5



FIG. 6



FIG. 7