



US00D336921S

United States Patent [19]

[11] Patent Number: **Des. 336,921**

Peersmann

[45] Date of Patent: **** Jun. 29, 1993**

[54] **CALCULATOR**

D. 317,755 6/1991 Lerude et al. D14/100
4,142,236 2/1979 Martz et al. D18/6

[75] Inventor: **Richard Peersmann**, Scheveningen, Netherlands

Primary Examiner—Alan P. Douglas
Assistant Examiner—Ann Hunt
Attorney, Agent, or Firm—Foley & Lardner

[73] Assignee: **Pollyflame International B.V.**, Roelofarendsveen, Netherlands

[**] Term: **14 Years**

[57] **CLAIM**

[21] Appl. No.: **816,070**

The ornamental design for a calculator, as shown and described.

[22] Filed: **Jan. 2, 1992**

DESCRIPTION

[52] U.S. Cl. **D18/7**

[58] Field of Search D18/1, 2, 6, 7, 11, D18/12; D14/100, 106, 107; 200/5 A; 235/61 R; 340/365, 700; 364/706-710

FIG. 1 is a perspective view of a calculator showing my new design;

FIG. 2 is a front elevational view thereof;

FIG. 3 is a rear elevational view thereof;

FIG. 4 is a top plan view thereof;

FIG. 5 is a bottom plan view thereof;


FIG. 6 is a right side elevational view thereof; and,

FIG. 7 is a left side elevational view thereof.

[56] **References Cited**

U.S. PATENT DOCUMENTS

D. 300,539 4/1989 Wong D18/7






FIG. 1

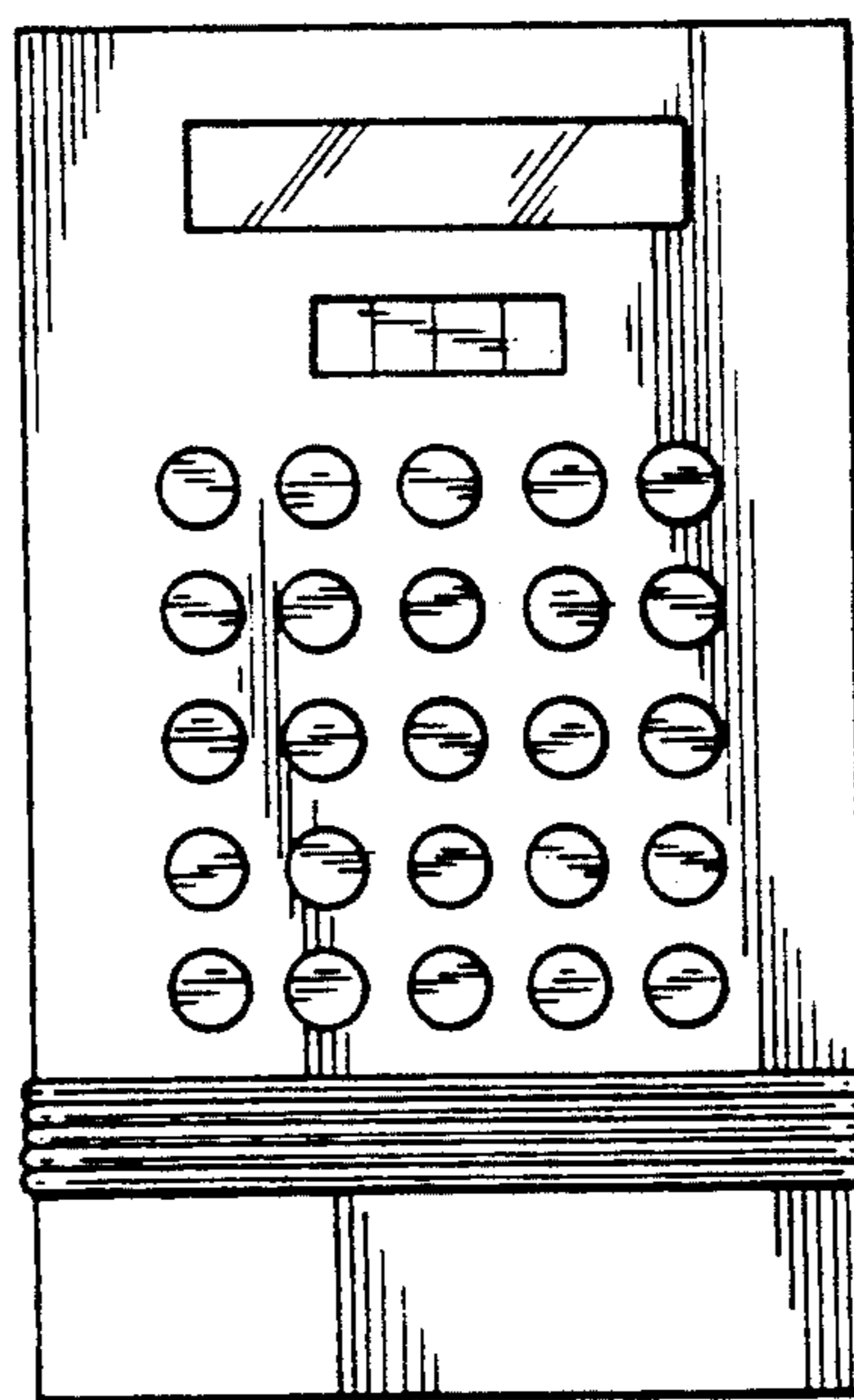


FIG. 2

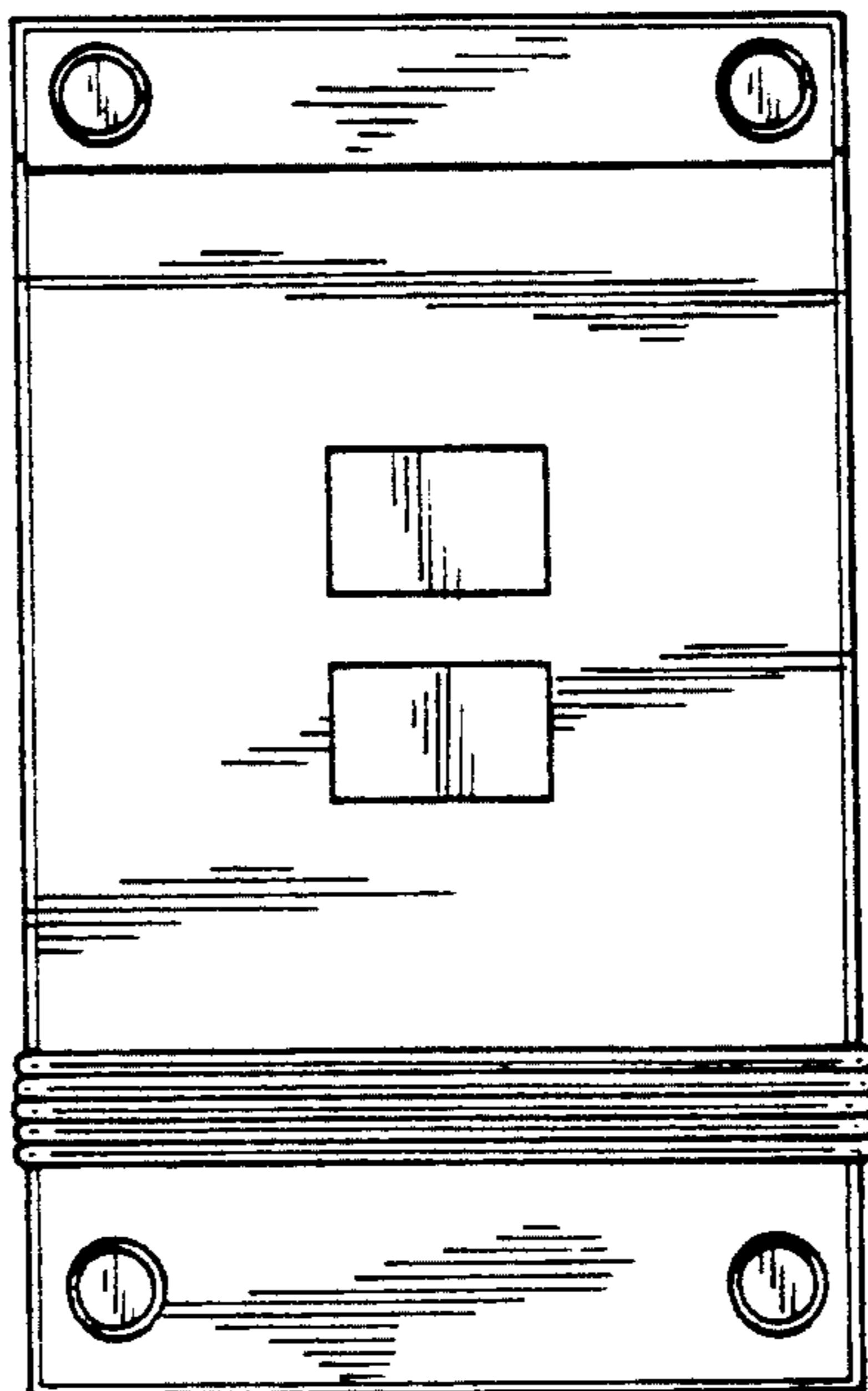


FIG. 3




FIG. 4




FIG. 5

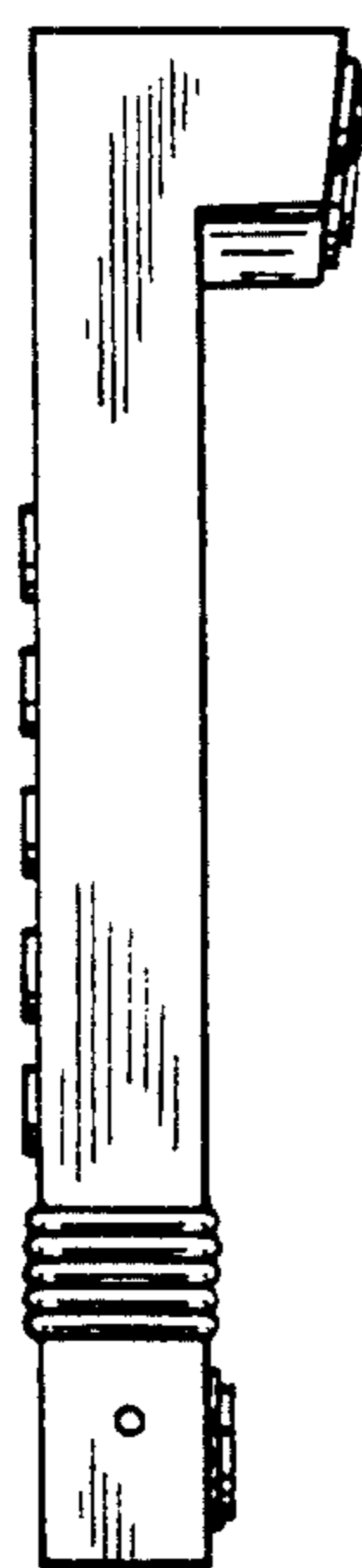


FIG. 6




FIG. 7