



US00D336911S

# United States Patent [19]

[11] Patent Number: **Des. 336,911**

Masuda

[45] Date of Patent: **\*\* Jun. 29, 1993**

[54] **VIDEO CAMERA WITH VIDEO TAPE RECORDER**

[75] Inventor: **Yuzuru Masuda**, Tokyo, Japan  
[73] Assignee: **Canon Kabushiki Kaisha**, Tokyo, Japan

[\*\*] Term: **14 Years**

[21] Appl. No.: **804,212**

[22] Filed: **Nov. 8, 1991**

[30] **Foreign Application Priority Data**

May 13, 1991 [JP] Japan ..... 3-13877

[52] U.S. Cl. .... **D16/202**

[58] Field of Search ..... D16/200, 202, 203-206, D16/208; 352/34, 242, 243; 358/224, 229, 906

[56] **References Cited**

**U.S. PATENT DOCUMENTS**

- D. 288,811 3/1987 Kurokawa et al. .... D16/202
- D. 289,645 5/1987 Kondo ..... D16/202
- D. 305,240 12/1989 Kondoh ..... D16/202
- D. 316,419 4/1991 Matsumura ..... D16/202
- D. 316,420 4/1991 Tanaka ..... D16/202
- D. 322,266 12/1991 Ichiyoshi ..... D16/202

- D. 322,267 12/1991 Matsumura ..... D16/202
- D. 322,448 12/1991 Kondo ..... D16/202
- D. 327,698 7/1992 Masuda ..... D16/202
- D. 331,767 12/1992 Yoshida ..... D16/202
- 4,928,179 5/1990 Takahashi et al. .... 358/229

**FOREIGN PATENT DOCUMENTS**

1-112228 4/1989 Japan ..... 358/224

*Primary Examiner*—B. J. Bullock  
*Assistant Examiner*—Adir Aronovich  
*Attorney, Agent, or Firm*—Fitzpatrick, Cella, Harper & Scinto

[57] **CLAIM**

The ornamental design for a video camera with video tape recorder, as shown and described.

**DESCRIPTION**

FIG. 1 is a front elevational view of a video camera with video tape recorder showing my new design; FIG. 2 is a rear elevational view thereof; FIG. 3 is a top plan view thereof; FIG. 4 is a bottom plan view thereof; FIG. 5 is a left side elevational view thereof; FIG. 6 is a right side elevational view thereof; and, FIG. 7 is a perspective view thereof.




FIG. 1




FIG. 2

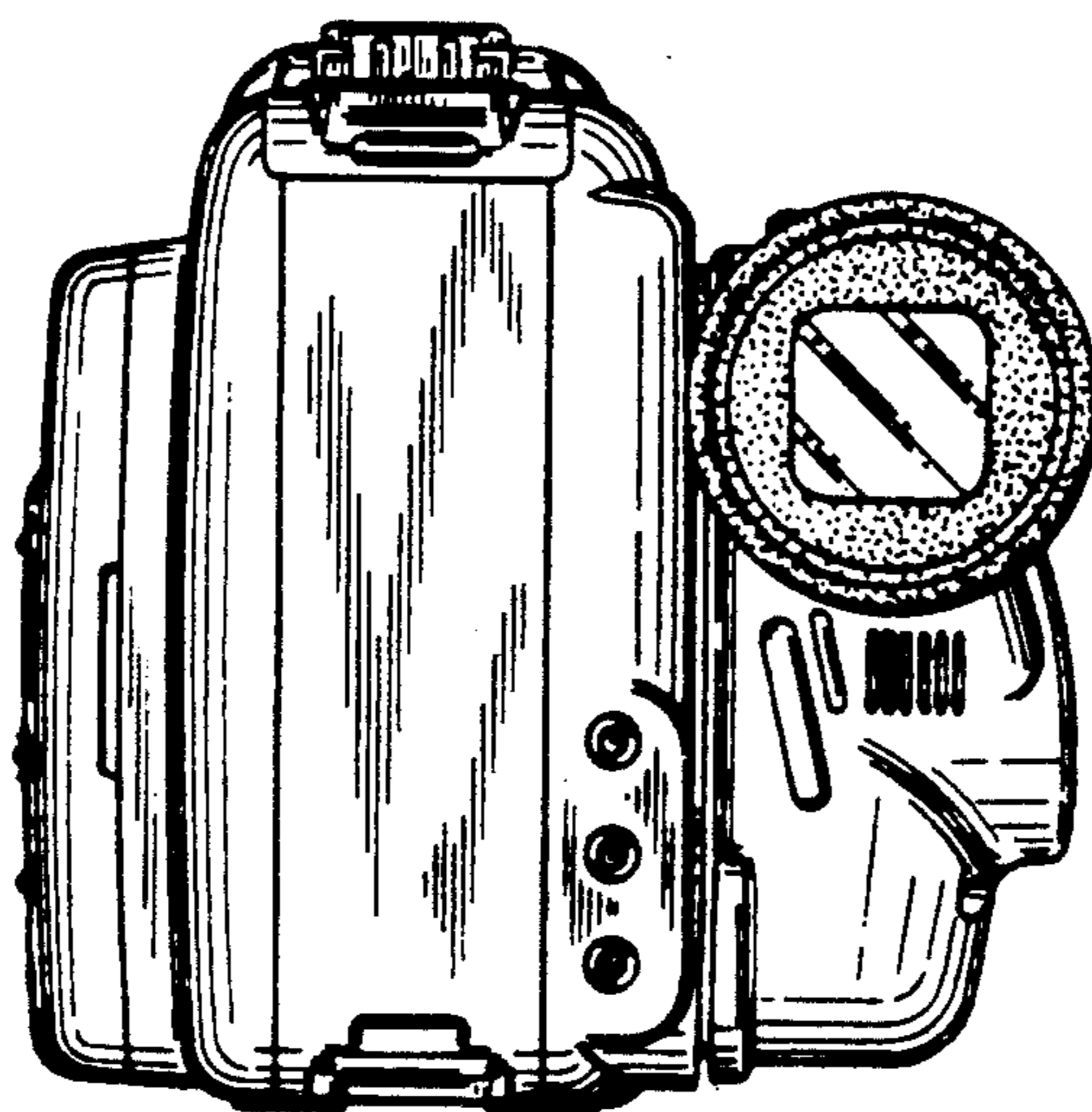


FIG. 3

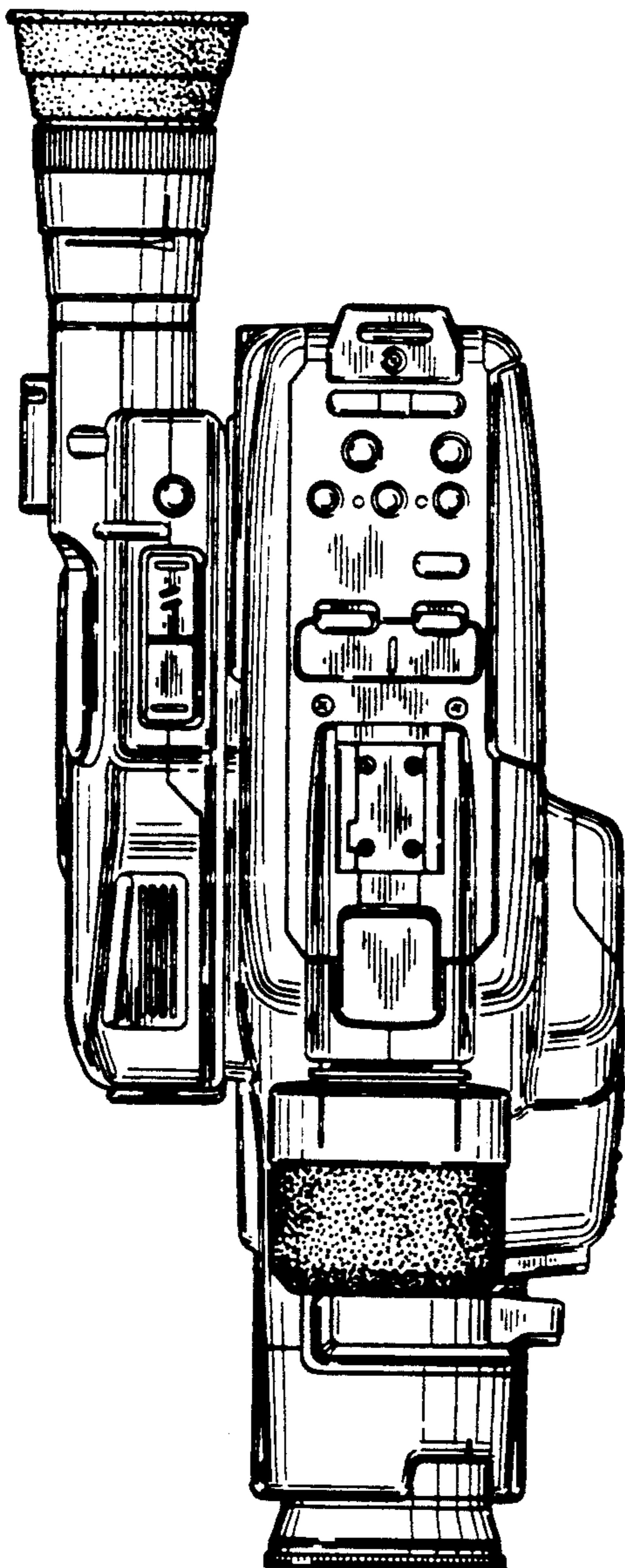


FIG. 4

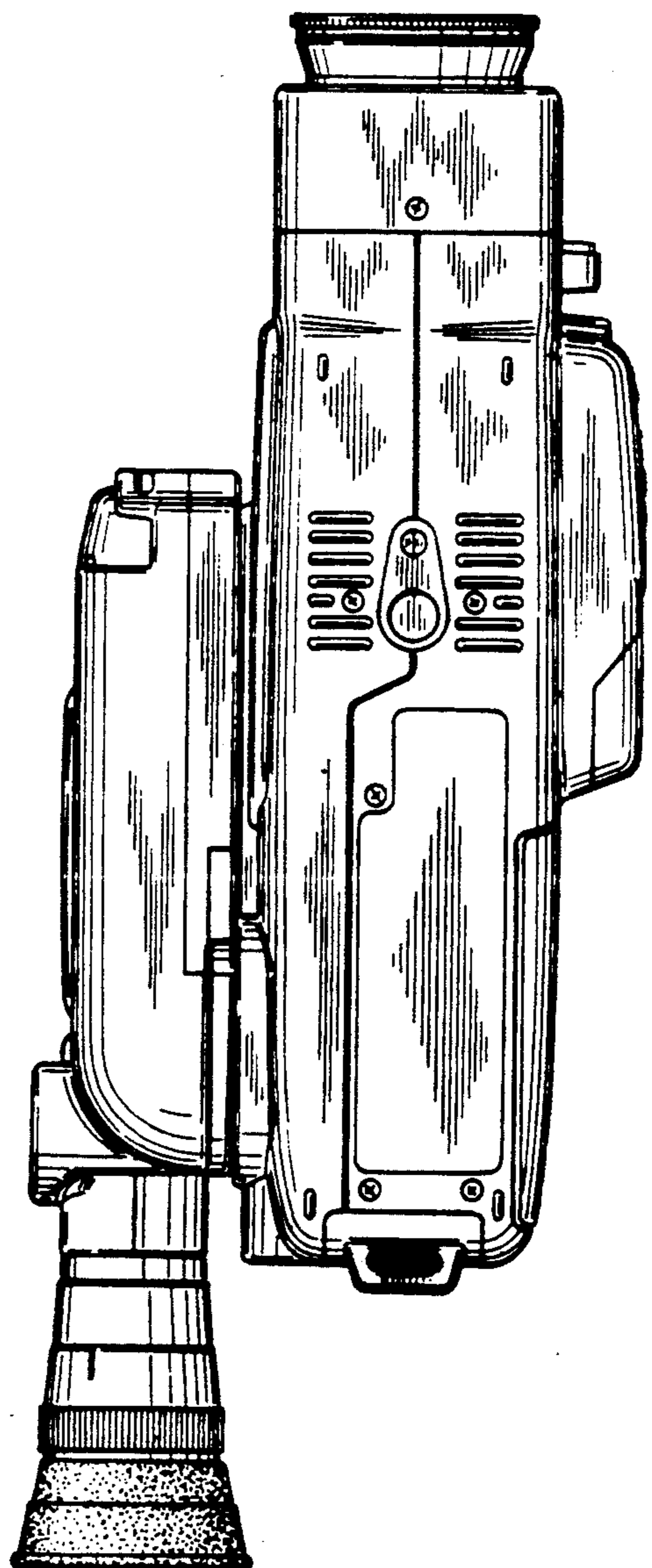




FIG. 5

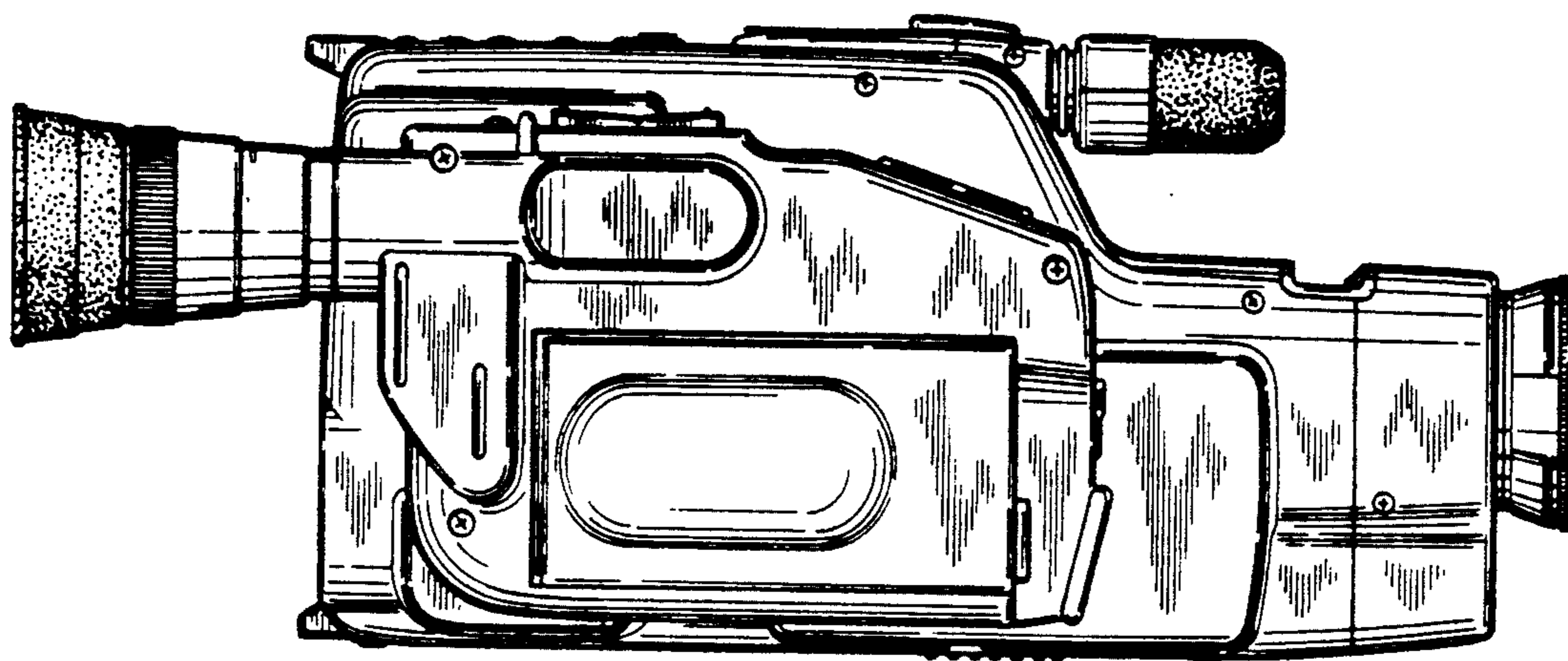


FIG. 6

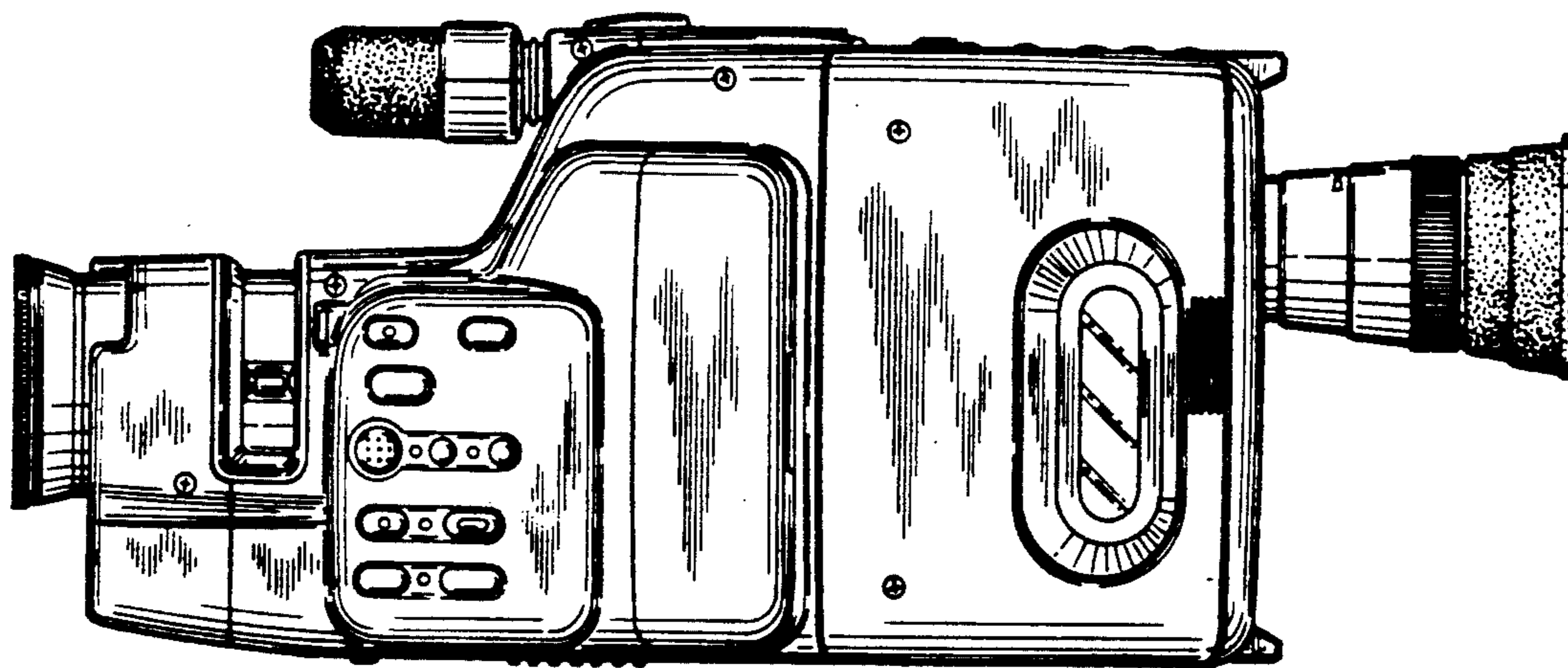


FIG. 7

