



US00D336898S

United States Patent [19]

[11] Patent Number: **Des. 336,898**

Cherubini et al.

[45] Date of Patent: **** Jun. 29, 1993**

[54] **WRIST REST FOR A COMPUTER**

4,545,554 10/1985 Latino et al. 248/118.3 X
4,976,407 12/1990 Schwartz et al. 248/118.3

[75] Inventors: **Julian H. Cherubini, Newton;**
Jonathan C. Bretz, Maynard, both of
Mass.

Primary Examiner—Wallace R. Burke
Assistant Examiner—M. H. Tung
Attorney, Agent, or Firm—Wolf, Greenfield & Sacks

[73] Assignee: **Alimed, Inc., Dedham, Mass.**

[57] **CLAIM**

[**] Term: **14 Years**

The ornamental design for a wrist rest for a computer,
as shown and described.

[21] Appl. No.: **728,936**

DESCRIPTION

[22] Filed: **Jul. 15, 1991**

[52] U.S. Cl. **D14/114**

[58] Field of Search **D18/12; D14/100, 114;**
248/118, 118.1, 118.3, 346, 489, 917-924;
400/689-693, 715; 361/222, 212

FIG. 1 is a top front left side perspective view;
FIG. 2 is a front elevation view;
FIG. 3 is a top plan view;
FIG. 4 is a left side view, the right being a mirror image
thereof;
FIG. 5 is a rear elevation view; and,
FIG. 6 is a bottom plan view.

[56] **References Cited**

U.S. PATENT DOCUMENTS

134,116 12/1872 West **D14/114 X**
D. 328,892 8/1992 Miller **D14/114**
4,482,063 11/1984 Berke et al. **361/222 X**

The texture which represents conventional fabric is
partially shown for ease of illustration and is understood
to cover the complete top portion of the narrow rest in
FIGS. 1 and 3.

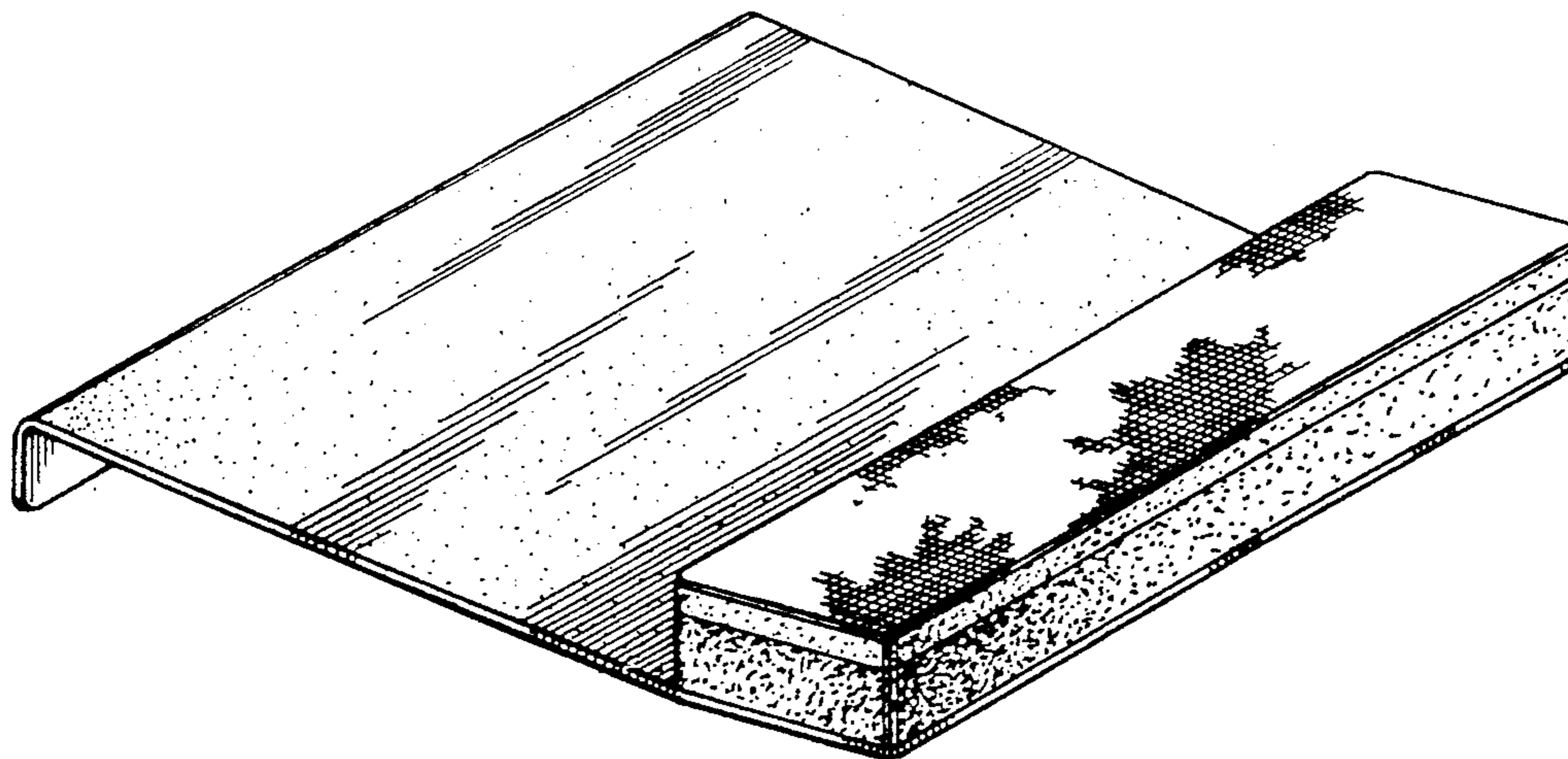


Fig. 1

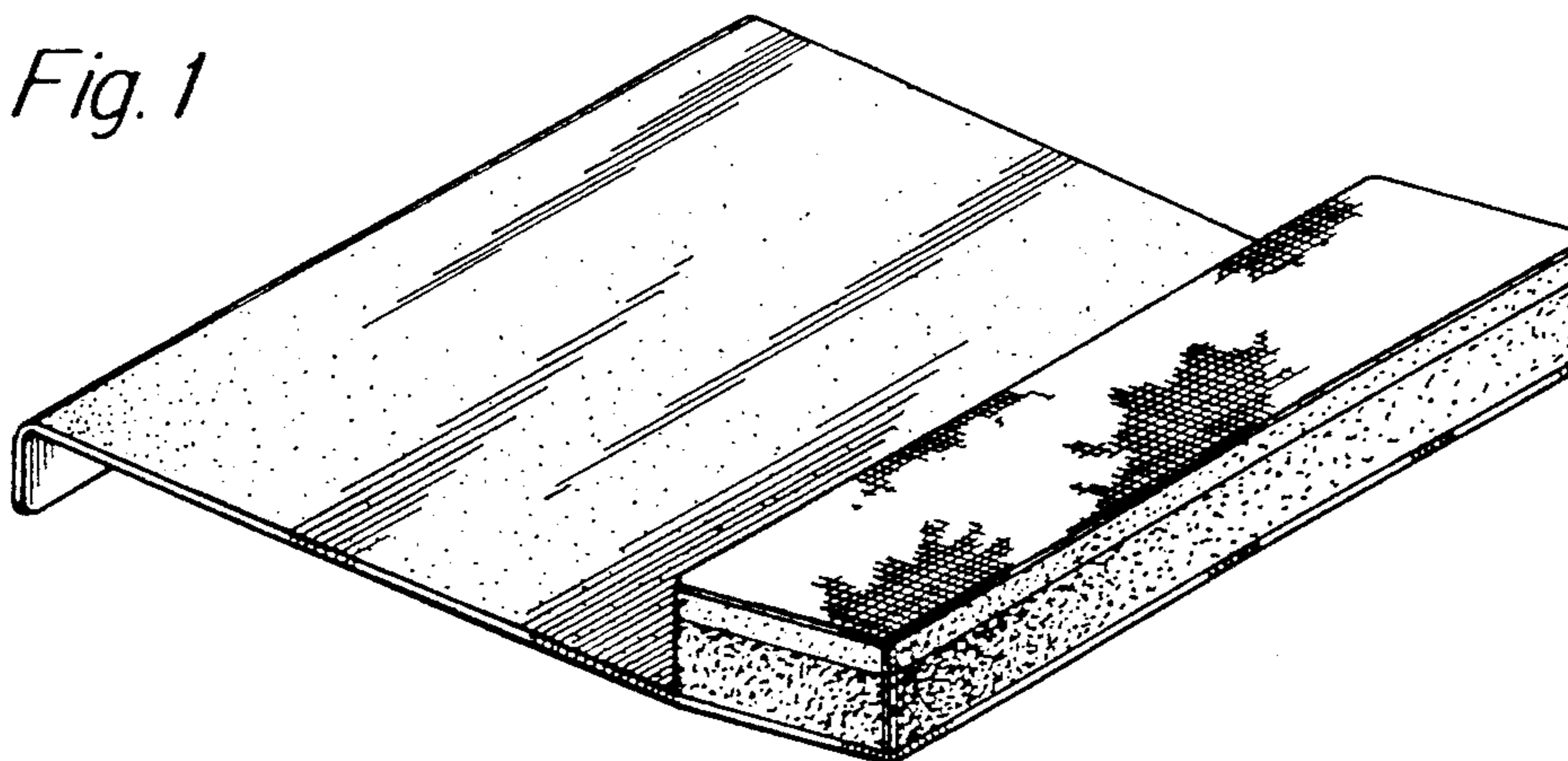


Fig. 2




Fig. 3




Fig. 4



Fig. 5




Fig. 6

