



US00D336866S

United States Patent [19]

[11] Patent Number: **Des. 336,866**

Tasou

[45] Date of Patent: **** Jun. 29, 1993**

[54] **BRACELET FOR A WRIST WATCH**

[75] Inventor: **Alecos Tasou**, London, England

[73] Assignee: **Hi-Tek Bags, Ltd.**, London, England

[**] Term: **14 Years**

[21] Appl. No.: **700,643**

[22] Filed: **May 15, 1991**

[52] U.S. Cl. **D11/4; D11/3; D11/12**

[58] Field of Search **D11/1-18, D11/20-25, 93-94, 87; 63/26, 1.1, 2-11; 59/78, 79.1-79.3, 80-82, 84, 90-92; D10/32**

[56] **References Cited**

U.S. PATENT DOCUMENTS

- D. 149,210 4/1948 Philippe .
- D. 154,887 8/1949 Silverman .
- D. 177,337 4/1956 Kimler .
- D. 186,398 10/1959 Katz D10/32
- D. 191,408 9/1961 Meyerson .
- D. 254,964 5/1980 Hofman D11/3
- D. 285,422 9/1986 Grimes D10/32
- D. 313,367 1/1991 Bulgari .

- D. 317,872 7/1991 Dobashi .
- D. 327,436 6/1992 Bulgart .
- D. 327,440 6/1992 Galli D10/39
- 2,184,060 12/1939 Singer .
- 2,437,932 3/1948 Blumstein .
- 5,038,557 8/1991 Otsuki et al. 63/4

OTHER PUBLICATIONS

Crystal City Jewelers catalog Item center right p. 10.

Primary Examiner—A. Hugo Word

Assistant Examiner—R. Seifert

Attorney, Agent, or Firm—Rosen, Dainow & Jacobs

[57] CLAIM

The ornamental design for a bracelet for a wrist watch, as shown and described.

DESCRIPTION

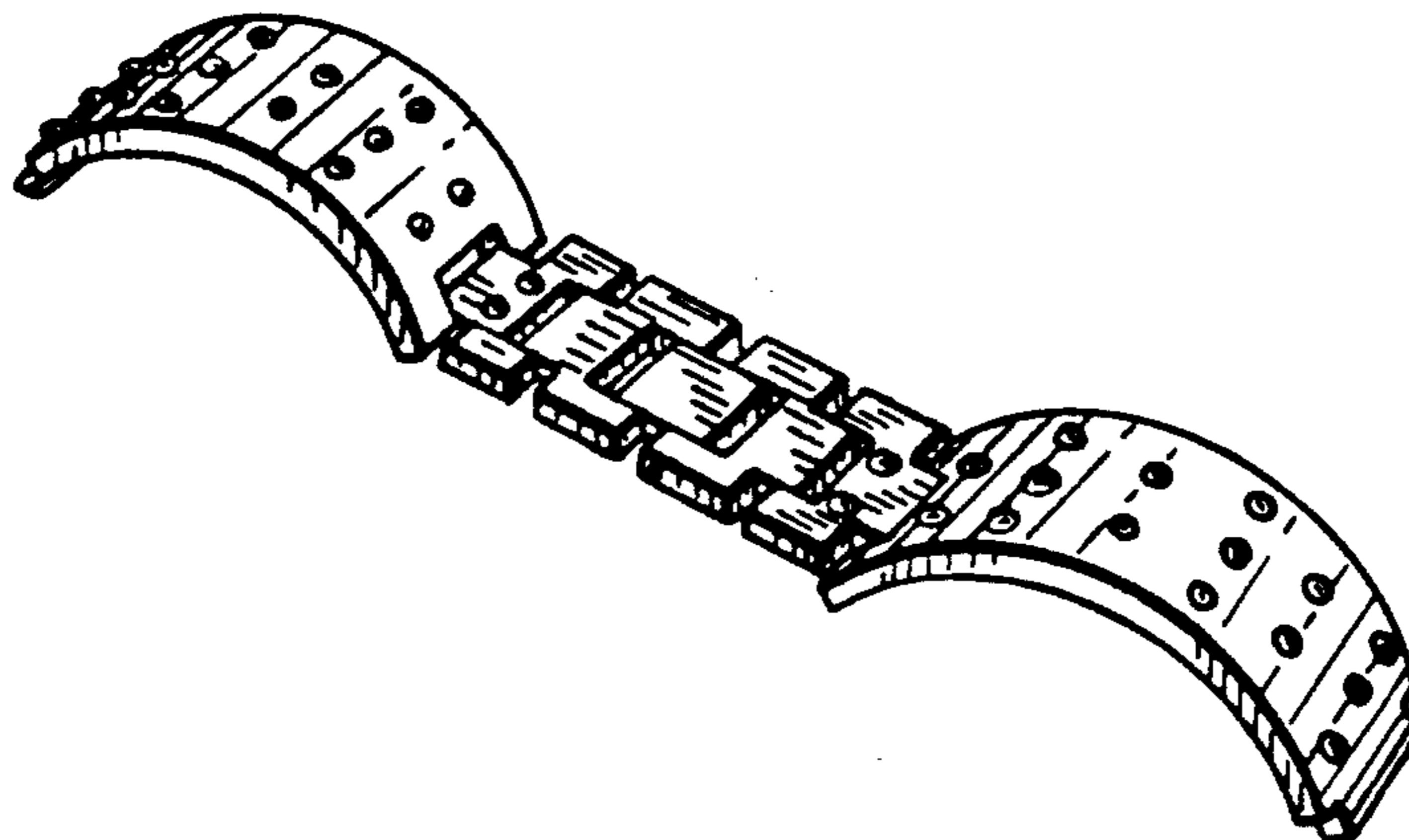
FIG. 1 is a top perspective view of a bracelet for a wrist watch showing my new design;

FIG. 2 is a top plan view thereof;

FIG. 3 is a front elevation thereof;

FIG. 4 is a right side elevation thereof; the left side elevation is the mirror image of the right side elevation; and,

FIG. 5 is a bottom plan view thereof.



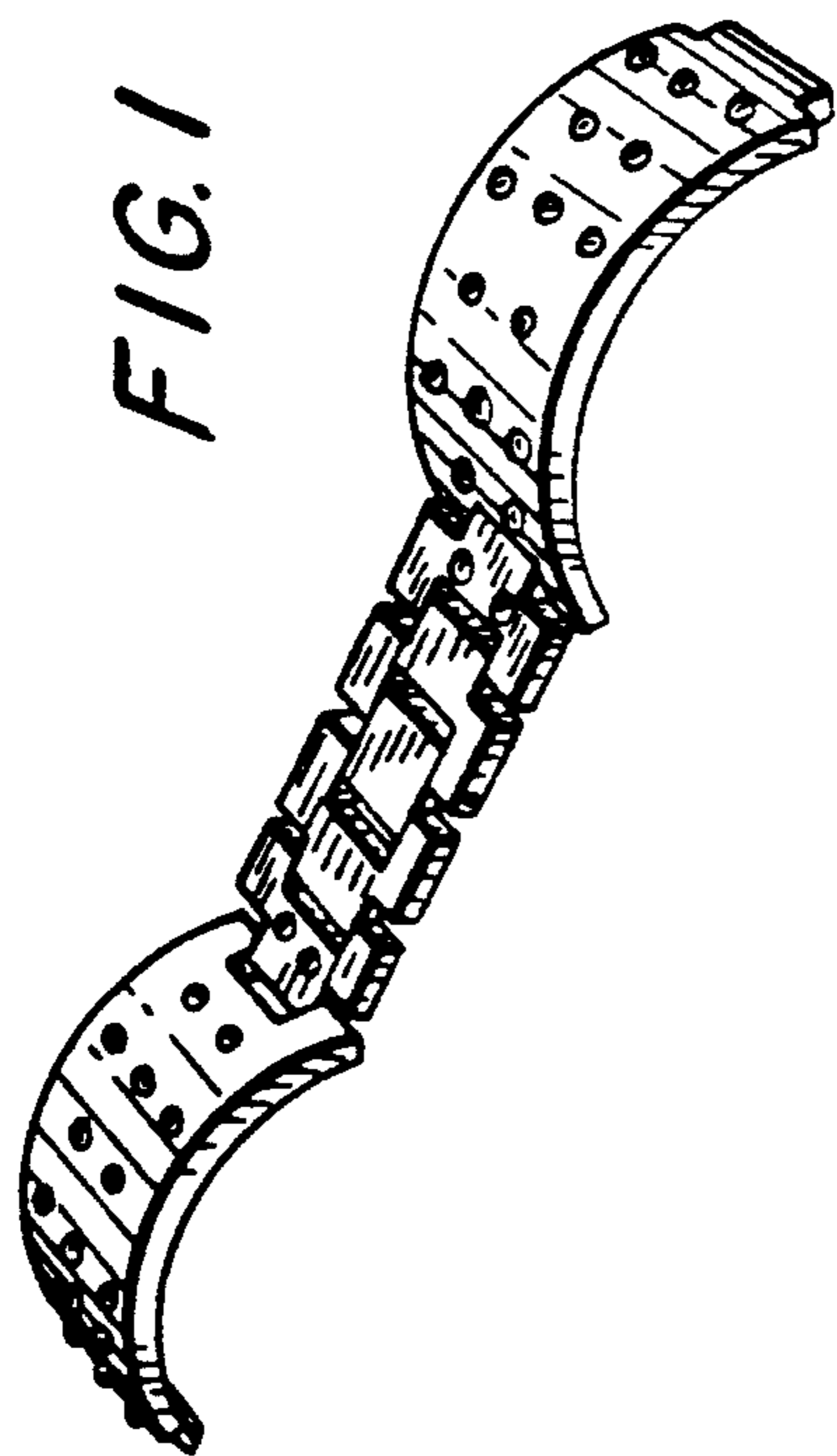


FIG. 1

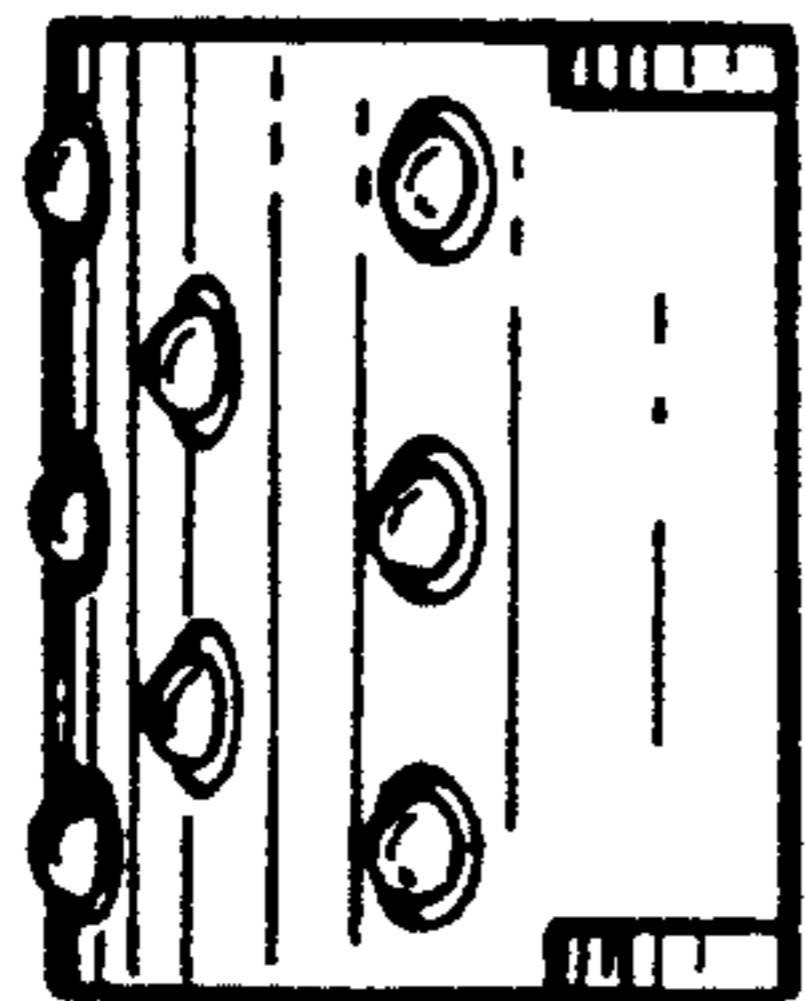


FIG. 3

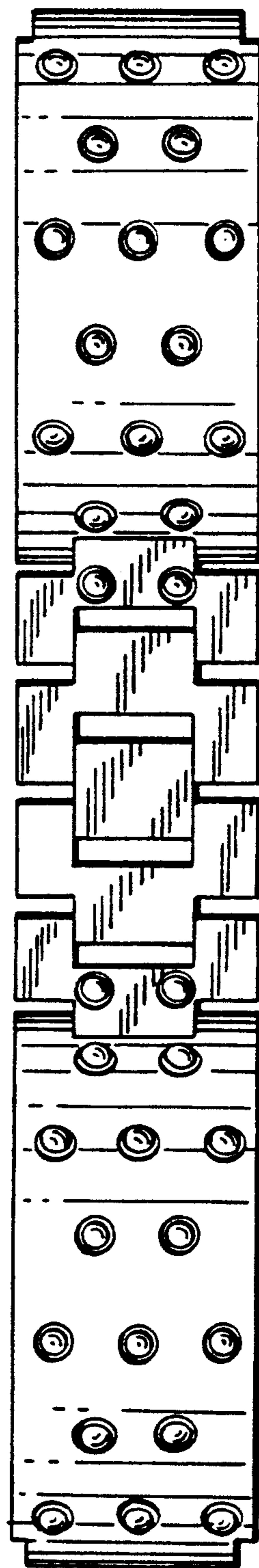


FIG. 2

