



US00D336859S

United States Patent [19]

[11] Patent Number: **Des. 336,859**

Muller

[45] Date of Patent: **** Jun. 29, 1993**

[54] WATCHCASE

[75] Inventor: **Philippe Muller**, Geneva, Switzerland

[73] Assignee: **Exaequo S.A.**, Geneva, Switzerland

[**] Term: **14 Years**

[21] Appl. No.: **753,690**

[22] Filed: **Sep. 3, 1991**

[52] U.S. Cl. **D10/30; D10/33**

[58] Field of Search **D10/1-40, D10/122-132; 368/276-277, 280-282, 285**

[56] **References Cited**

U.S. PATENT DOCUMENTS

D. 193,570	9/1962	Schneider	D10/36
D. 249,472	9/1978	Sumpter	D10/36
D. 327,650	7/1992	Sugano	D10/22
3,262,258	7/1966	Poynter	368/80

FOREIGN PATENT DOCUMENTS

3936879 5/1991 Fed. Rep. of Germany 368/285

OTHER PUBLICATIONS

European Jeweler—(U.Z.)—Jul. 1986—p. 77—watch at top-left.

Jeweler's Circular—Keystone—Apr. 1988—p. 34—watches at top.

Primary Examiner—Nelson C. Holtje
Attorney, Agent, or Firm—Cohen, Pontani, Lieberman, Pavane

[57] **CLAIM**

The ornamental design for a watchcase, as shown and described.

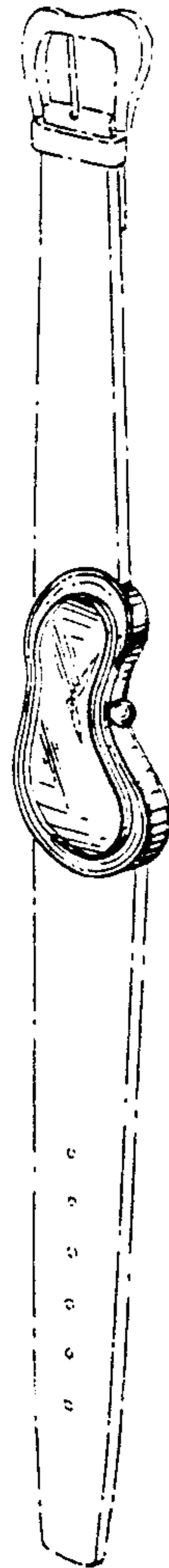
DESCRIPTION

FIG. 1 is a right front perspective view of a watchcase showing my new design;

FIG. 2 is a top plan view thereof; the bottom plan view being essentially a mirror image thereof; and,

FIG. 3 is a front elevational view thereof.

The rear, partially shown in FIG. 2 is plain and unornamented; and the broken line showings of bands and hands in FIGS. 1-3 are environmental only and form no part of the claimed design.



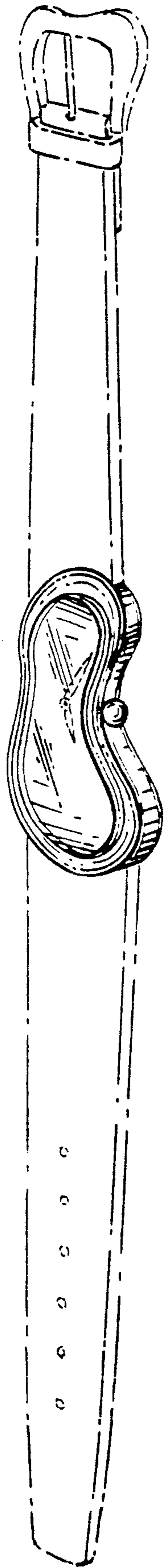


FIG. 1

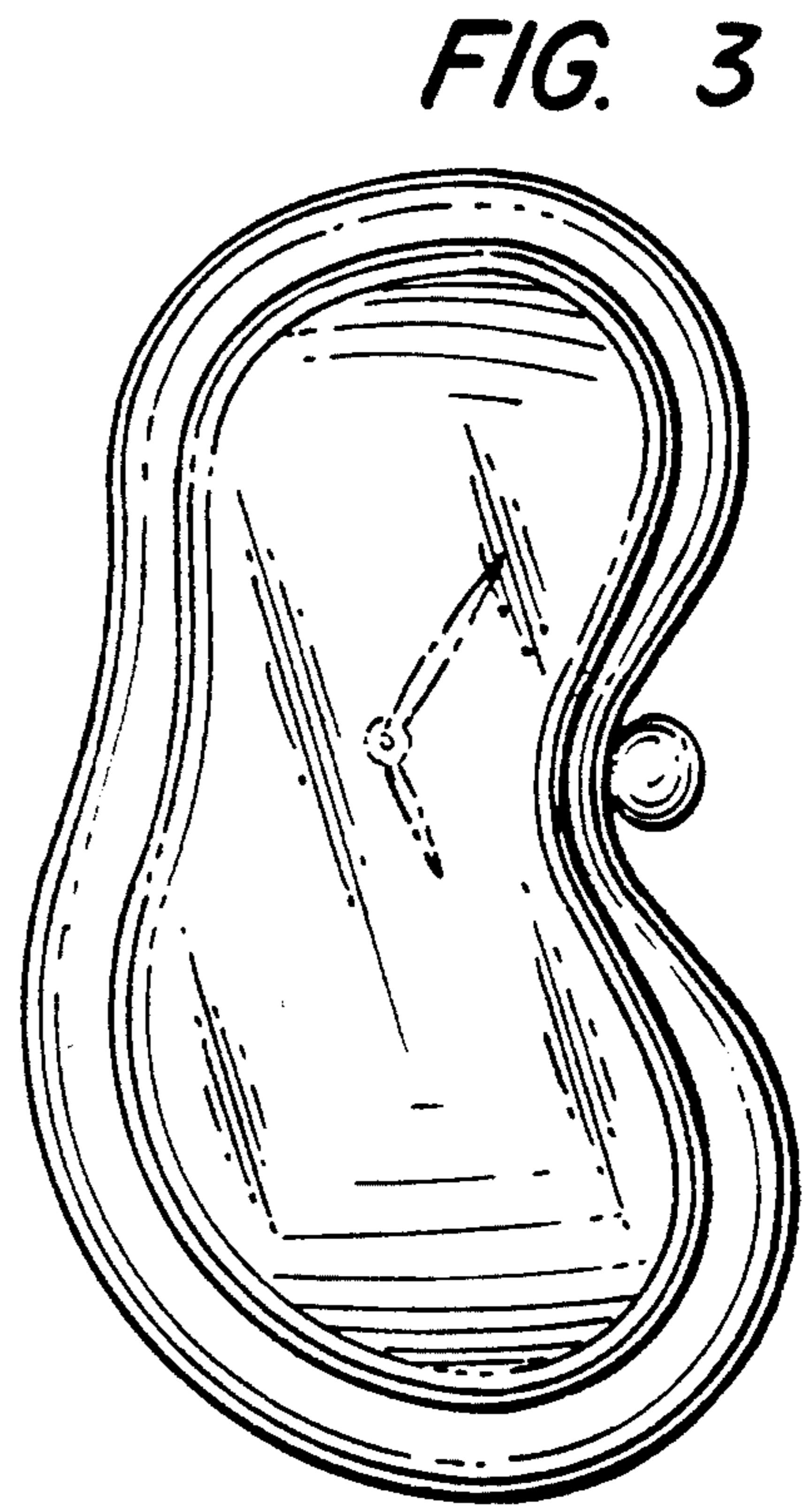


FIG. 3

FIG. 2

