



US00D336810S

United States Patent [19]

[11] Patent Number: **Des. 336,810**

Caraway

[45] Date of Patent: **** Jun. 29, 1993**

[54] **UNIT FOR SECURING BED SHEETS WHICH IS TO BE PLACED BETWEEN MATTRESS AND BOX SPRING**

5,148,560 9/1992 Torres 5/496

[76] Inventor: **Cynthia G. Caraway**, 36452 Caraway Rd., Denham Springs, La. 70726

Primary Examiner—Wallace R. Burke
Assistant Examiner—Lisa Lichtenstein
Attorney, Agent, or Firm—Hugh E. Smith

[**] Term: **14 Years**

[57] **CLAIM**

[21] Appl. No.: **897,552**

The ornamental design for a unit for securing bed sheets which is to be placed between mattress and box spring, as shown and described.

[22] Filed: **Jun. 12, 1992**

[52] U.S. Cl. **D6/607; 5/504.1**

[58] Field of Search **D6/607; D24/190; 5/496, 5/658, 498, 504.1; 297/219**

DESCRIPTION

[56] **References Cited**

U.S. PATENT DOCUMENTS

D. 59,961	12/1921	Humbird	D6/607
D. 251,388	3/1979	Burns et al.	D24/190
D. 294,910	3/1988	Garding	D6/607
2,857,643	10/1958	Tomsic	5/496
2,923,014	2/1960	Hume	297/219
5,014,399	5/1991	Grisel	5/658
5,072,470	12/1991	Lysiak	5/496

FIG. 1 is a front elevational view of the unit for securing bed sheets which is to be placed between mattress and box spring showing my new design; FIG. 2 is a rear elevational view thereof; FIG. 3 is an enlarged left side elevational view thereof; FIG. 4 is an enlarged right side elevational view thereof; FIG. 5 is an enlarged top plan view thereof; FIG. 6 is an enlarged bottom plan view thereof; and, FIG. 7 is an isometric view thereof.

The fabric pattern, fragmentarily shown in FIGS. 1-6, is understood to extend throughout the claimed design.




FIG. 1

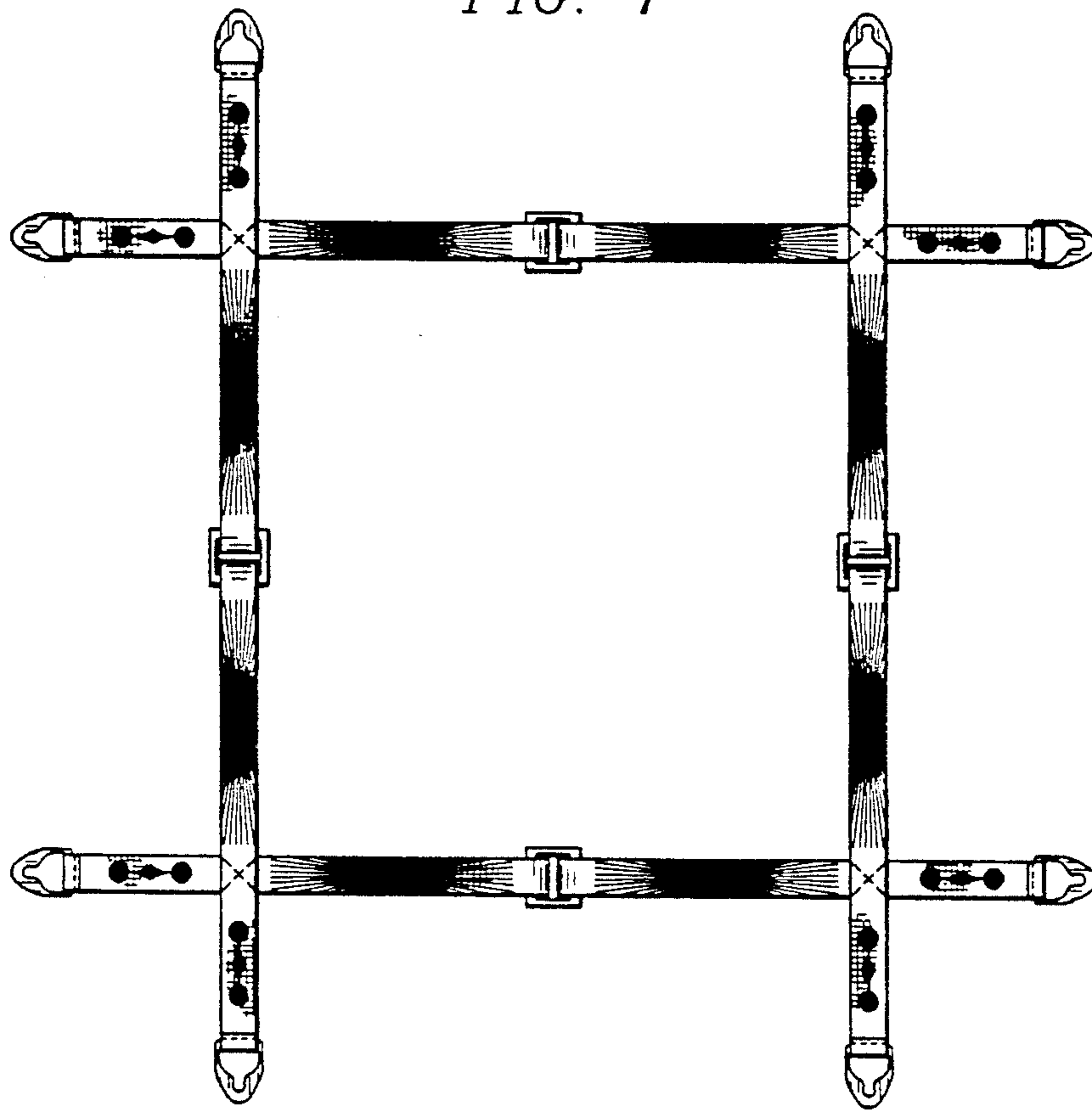


FIG. 2

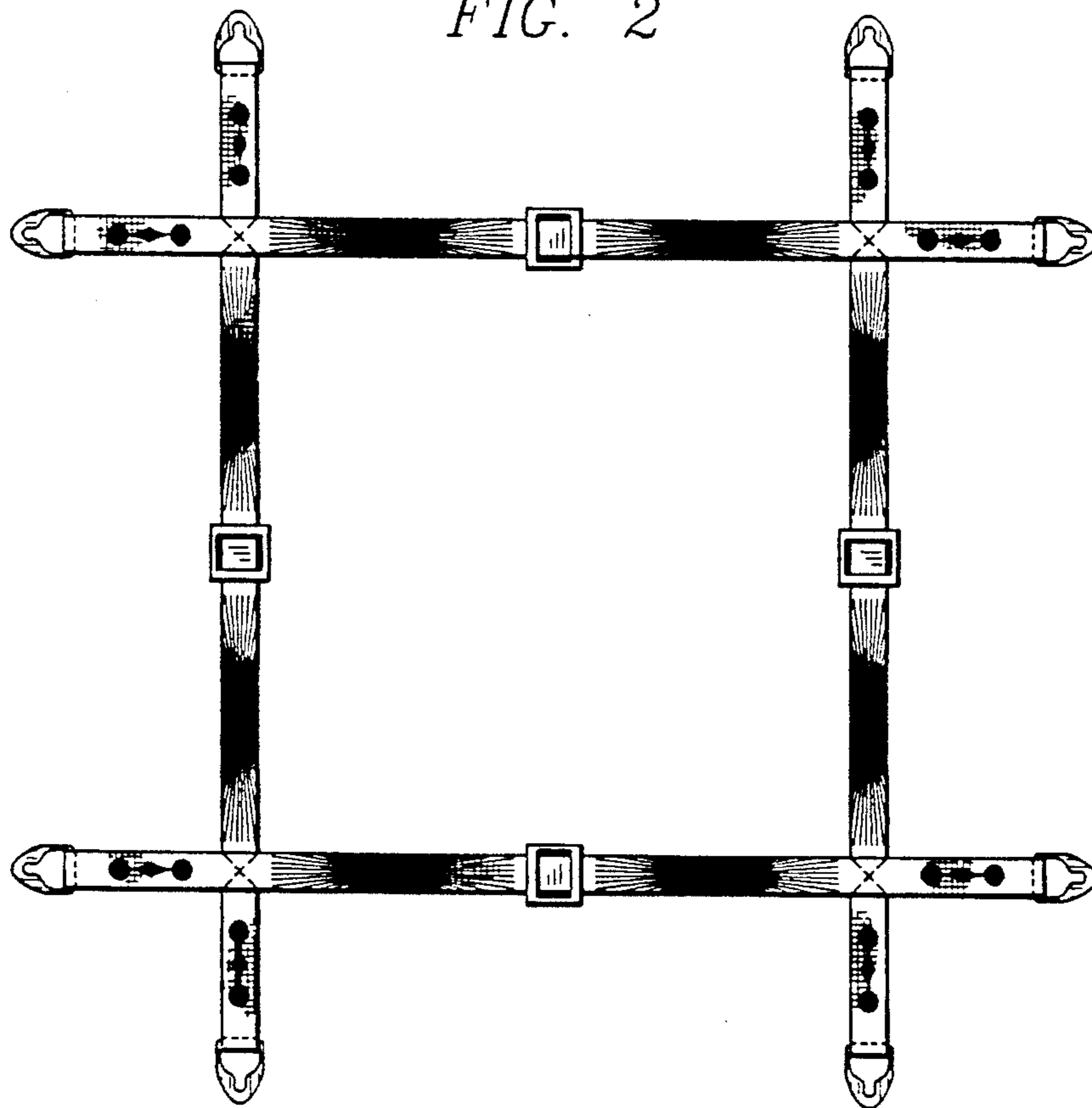


FIG. 3



FIG. 4



FIG. 5



FIG. 6



FIG. 7

