



US00D336784S

# United States Patent [19] Yen

[11] Patent Number: **Des. 336,784**

[45] Date of Patent: **\*\* Jun. 29, 1993**

## [54] PORTABLE CLOTH-SURFACE CLEANER

[76] Inventor: **Chien-Min Yen, 5 Fl., No. 151, Sec. 4, Shinyi Rd., Taipei, Taiwan**

[\*\*] Term: **14 Years**

[21] Appl. No.: **706,111**

[22] Filed: **May 24, 1991**

[52] U.S. Cl. .... **D4/122**

[58] Field of Search ..... **D4/121-122, D4/137, 199; 15/104.001, 104.002, 184-185, 230, 230.11; 29/110.5, 120**

### [56] References Cited

#### U.S. PATENT DOCUMENTS

D. 281,654	12/1985	Bladh et al. ....	D4/122
D. 324,779	3/1992	Ueda .....	D4/137
2,542,774	2/1951	Hutchinson .....	15/185 X
3,381,325	5/1968	Reineman .....	15/185 X
4,979,257	12/1990	Heneveld .....	15/104.002

## OTHER PUBLICATIONS

Boston Proper, Autumn 1988, Item F—Lint Lifter, p. 15.

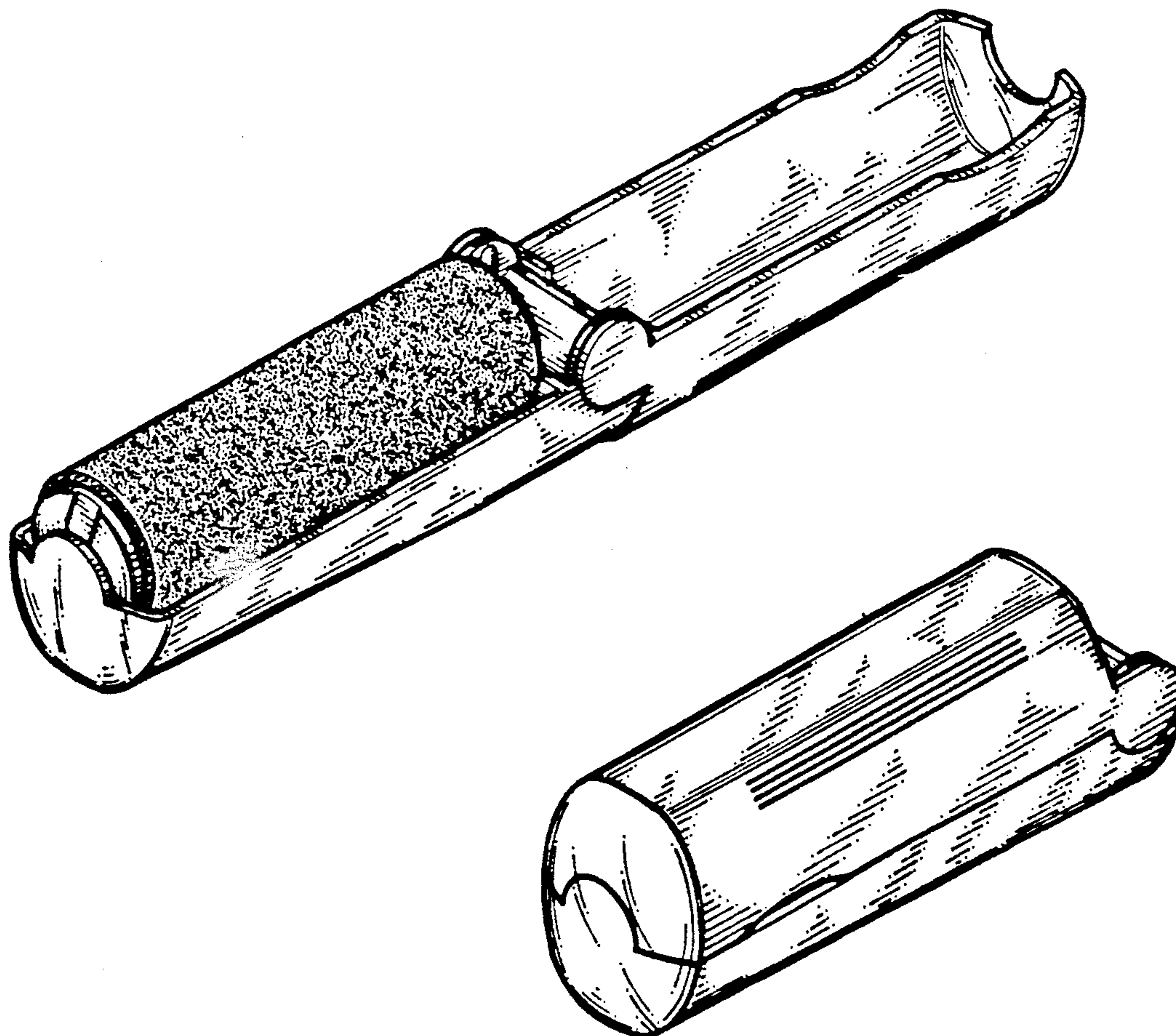
*Primary Examiner*—Wallace R. Burke  
*Assistant Examiner*—Lavone D. Tabor  
*Attorney, Agent, or Firm*—Zarley, McKee, Thomte, Voorhees, & Sease

## [57] CLAIM

The ornamental design for a portable cloth-surface cleaner, as shown and described.

## DESCRIPTION

FIG. 1 is a top perspective view of a portable cloth-surface cleaner showing my new design; FIG. 2 is a front elevational view thereof, the opposite side being a mirror image; FIG. 3 is a top plan view thereof; FIG. 4 is a bottom plan view thereof; FIG. 5 is a left side elevational view thereof; FIG. 6 is a right side elevational view thereof; and, FIG. 7 is another top perspective view thereof showing the new design in a closed status.



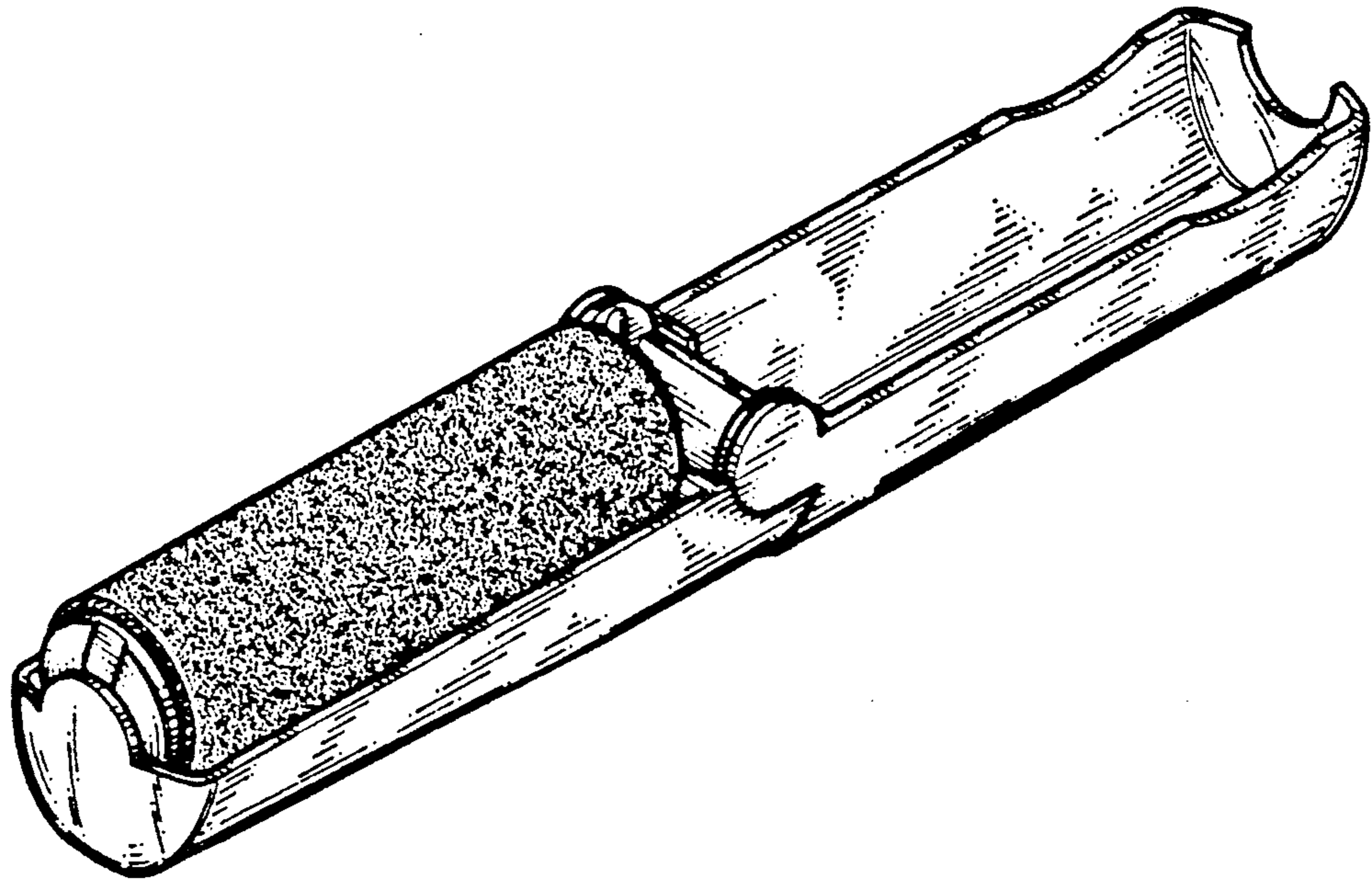


FIG. 1




FIG. 7






FIG. 2

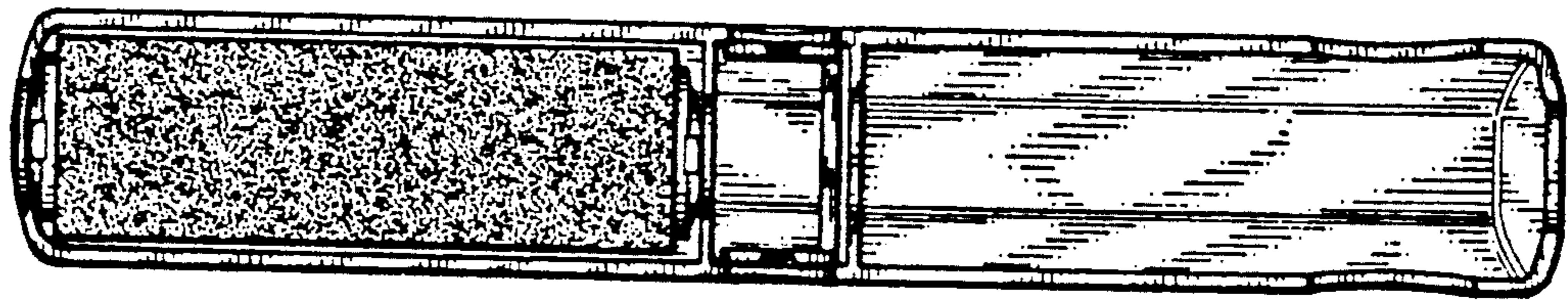


FIG. 3

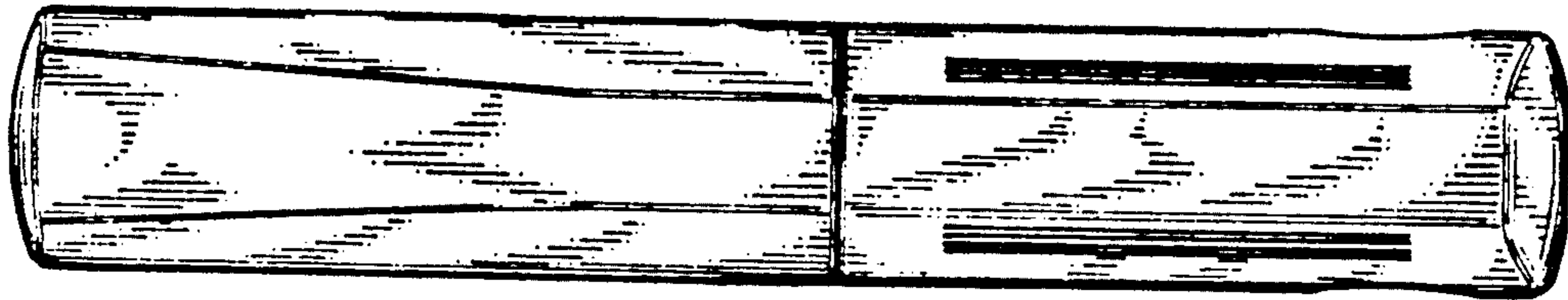


FIG. 4

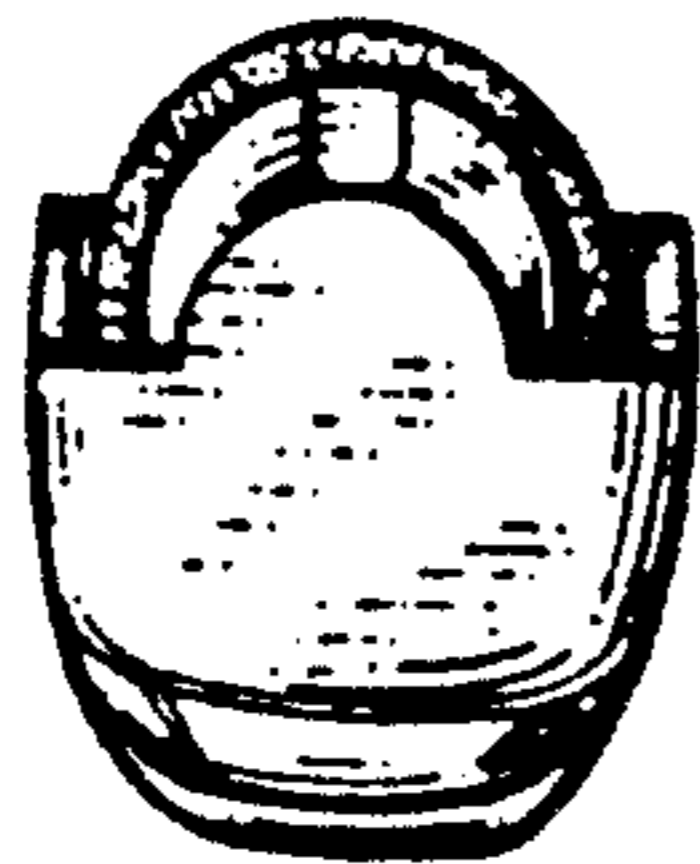


FIG. 5




FIG. 6