



US00D336781S

# United States Patent [19] Halm

[11] Patent Number: **Des. 336,781**  
[45] Date of Patent: **\*\* Jun. 29, 1993**

[54] **HANDLE FOR TOOTHBRUSHES**  
[75] Inventor: **Hans Halm**, Herne, Fed. Rep. of Germany  
[73] Assignee: **Lingner & Fischer**, Fed. Rep. of Germany  
[\*\*] Term: **14 Years**  
[21] Appl. No.: **903,550**  
[22] Filed: **Jun. 23, 1992**

4,721,021 1/1988 Kuszniir ..... 81/489 X  
4,757,570 7/1988 Haeusser et al. .... 15/167.2

### FOREIGN PATENT DOCUMENTS

3612108 10/1987 Fed. Rep. of Germany .  
3640898 1/1988 Fed. Rep. of Germany .  
1005685 4/1952 France ..... 15/167.1  
485723 10/1953 Italy ..... 15/143 R  
155730 9/1932 Switzerland ..... 15/167.1  
187667 2/1937 Switzerland ..... 15/167.1  
447279 5/1936 United Kingdom ..... 15/143 R

### Related U.S. Application Data

[62] Division of Ser. No. 251,683, Sep. 29, 1988, Pat. No. Des. 328,977.

### Foreign Application Priority Data

Mar. 31, 1988 [GB] United Kingdom ..... 1049662  
Mar. 31, 1988 [GB] United Kingdom ..... 1049663  
Mar. 31, 1988 [GB] United Kingdom ..... 1049664

[52] U.S. Cl. .... **D4/104; D4/138**  
[58] Field of Search ..... D4/104-114,  
D4/130-138, 199; D8/80-84, DIG. 4, DIG. 8;  
15/105-106, 143.1, 159.1, 160, 167.1-167.3,  
176.1; 128/62 R, 62 A; 132/308-311

### References Cited

#### U.S. PATENT DOCUMENTS

D. 190,792 6/1961 Murray et al. .... D8/82  
D. 306,522 3/1990 Stillier ..... D4/104  
525,189 8/1894 Devore ..... 16/110 R  
2,360,745 10/1944 Vogel ..... 15/167.1  
3,972,528 8/1976 McCracken et al. .... 15/143 R X  
4,520,526 6/1985 Peters ..... 15/167.1  
4,667,659 5/1987 Hayday ..... 128/62 R  
4,712,266 12/1987 Yamaki ..... 15/167.1

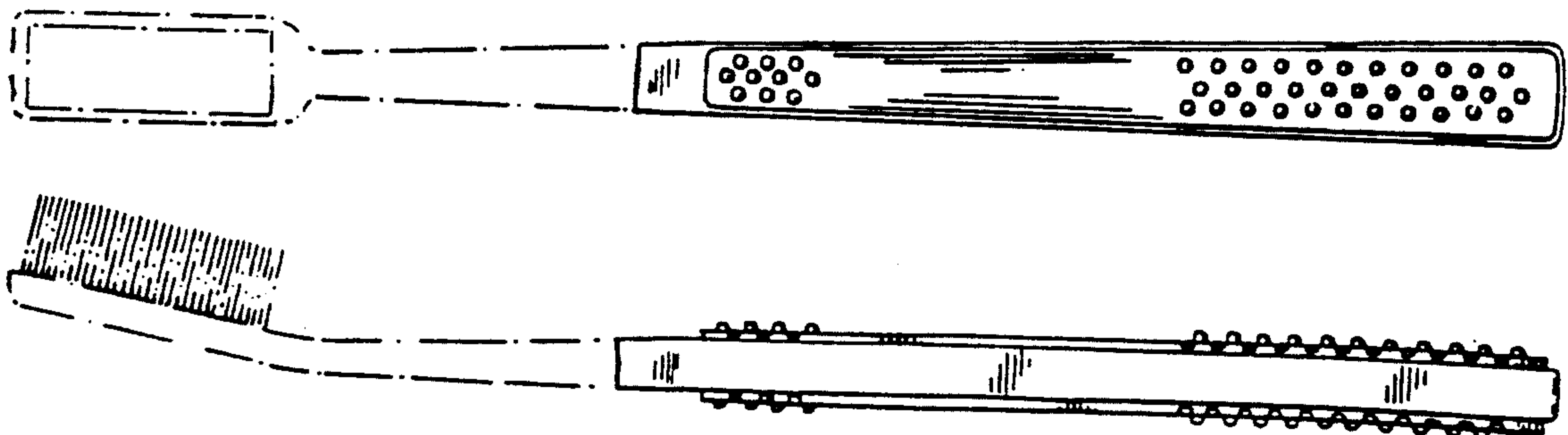
*Primary Examiner*—Wallace R. Burke  
*Assistant Examiner*—Lavone D. Tabor  
*Attorney, Agent, or Firm*—Rosenman & Colin

### [57] CLAIM

The ornamental design for a handle for toothbrushes, as shown and described.

### DESCRIPTION

FIG. 1 is a top plan view of a handle for toothbrushes, with the head and bristles of the toothbrush shown in broken lines for purposes of illustration only;  
FIG. 2 is a left side elevational view thereof, with the head and bristles of the toothbrush shown in broken lines for purposes of illustration only;  
FIG. 3 is a bottom plan view thereof, with the head of the toothbrush shown in broken lines for purposes of illustration only;  
FIG. 4 is a right side elevational view thereof, with the bristles shown in broken lines for purposes of illustration only;  
FIG. 5 is an enlarged sectional view taken along line 5-5 of FIG. 4; and,  
FIG. 6 is a rear elevational view of the toothbrush shown in FIG. 5.



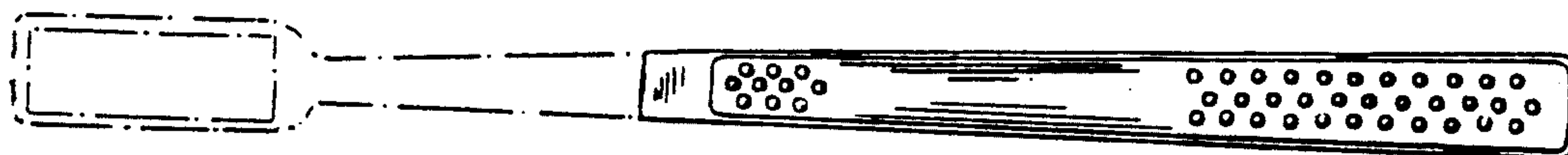


FIG. 1

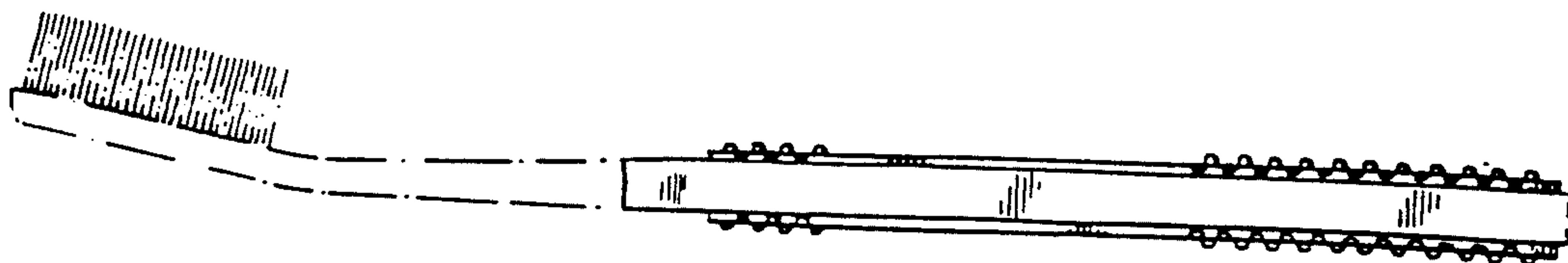


FIG. 2

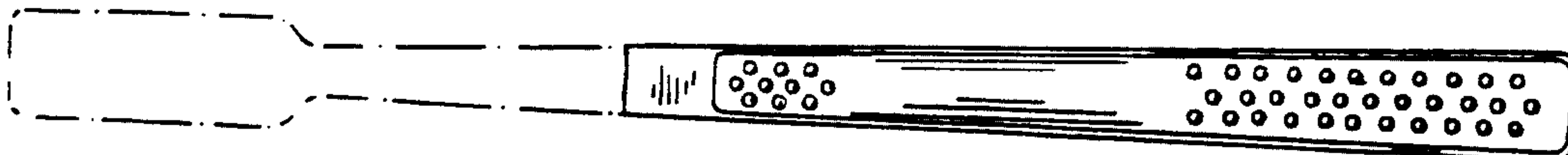


FIG. 3

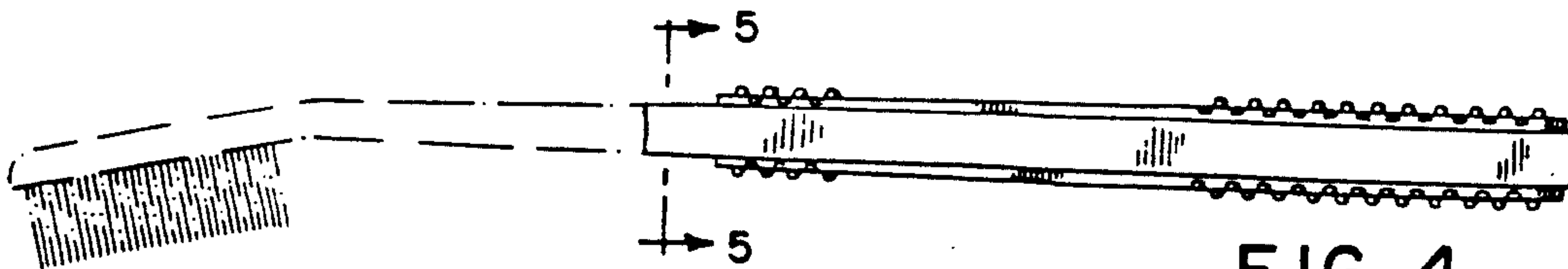


FIG. 4




FIG. 5

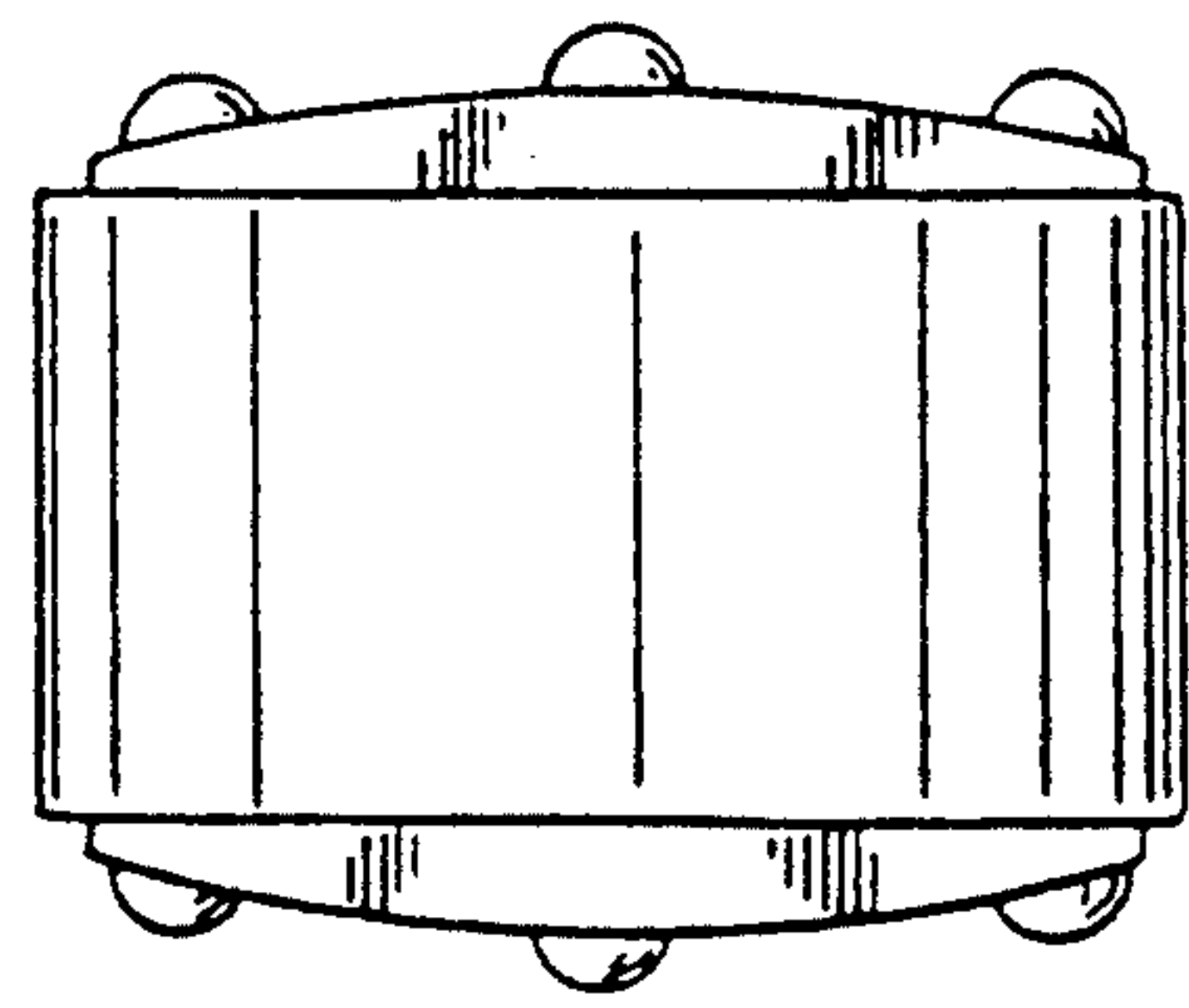


FIG. 6