



US00D336776S

United States Patent [19] Greene

[11] Patent Number: Des. 336,776

[45] Date of Patent: ** Jun. 29, 1993

- [54] SHOE OUTSOLE
- [75] Inventor: Pamela S. Greene, Portland, Oreg.
- [73] Assignee: Nike, Inc., Beaverton, Oreg.
- [**] Term: 14 Years
- [21] Appl. No.: 925,487
- [22] Filed: Aug. 6, 1992
- [52] U.S. Cl. D2/320
- [58] Field of Search D2/264, 265, 274, 311,
D2/317-323; 36/25 R, 28, 29, 32 R, 59 R, 59 C,
83, 84, 89, 100-107, 114, 132, 136

D. 330,971 11/1992 Hatfield D2/320

OTHER PUBLICATIONS

Nike 1992 Fall Catalog, Published Dec. 1991, p. 42.
Nike 1991 Fall Catalog, Published Dec. 1990, p. 74.

Primary Examiner—Louis S. Zarfaz
Attorney, Agent, or Firm—Banner, Birch, McKie & Beckett

- [56] **References Cited**
- U.S. PATENT DOCUMENTS
- | | | | | |
|------------|---------|------------------|-------|--------|
| D. 119,291 | 3/1940 | Watanabe | | D2/320 |
| D. 229,456 | 12/1973 | Plampton et al. | . | |
| D. 266,371 | 10/1982 | Stubblefield | . | |
| D. 281,286 | 11/1985 | Mangini et al. | | D2/320 |
| D. 293,732 | 1/1988 | Kelley et al. | . | |
| D. 294,425 | 3/1988 | Le | | D2/320 |
| D. 297,593 | 9/1988 | Swett | . | |
| D. 307,351 | 4/1990 | Kayano | | D2/320 |
| D. 316,175 | 4/1991 | Legacki et al. | . | |
| D. 317,826 | 7/1991 | Austin | | D2/320 |
| D. 319,533 | 9/1991 | Shibasaki et al. | | D2/320 |
| D. 321,973 | 12/1991 | Hatfield | | D2/320 |
| D. 321,974 | 12/1991 | Hatfield | | D2/320 |
| D. 324,763 | 3/1992 | Kayano | | D2/320 |
| D. 324,764 | 3/1992 | Allen | | D2/320 |
| D. 330,801 | 11/1992 | McDonald | | D2/320 |

[57] **CLAIM**
The ornamental design for a shoe outsole, as shown and described.

DESCRIPTION

FIG. 1 is a bottom plan view of a shoe outsole according to my new design;
 FIG. 2 is a side elevational view of one side of a shoe outsole as shown in FIG. 1;
 FIG. 3 is a side elevational view of the other side of the shoe outsole as shown in FIG. 1;
 FIG. 4 is a cross section as shown in Section 4—4 of FIG. 1;
 FIG. 5 is a cross section as shown in Section 5—5 of FIG. 1;
 FIG. 6 is a cross section as shown in Section 6—6 of FIG. 1; and,
 FIG. 7 is a cross section as shown in Section 7—7 of FIG. 1.
 The broken line showing of a shoe upper is for illustrative purposes only and forms no part of the claimed design.

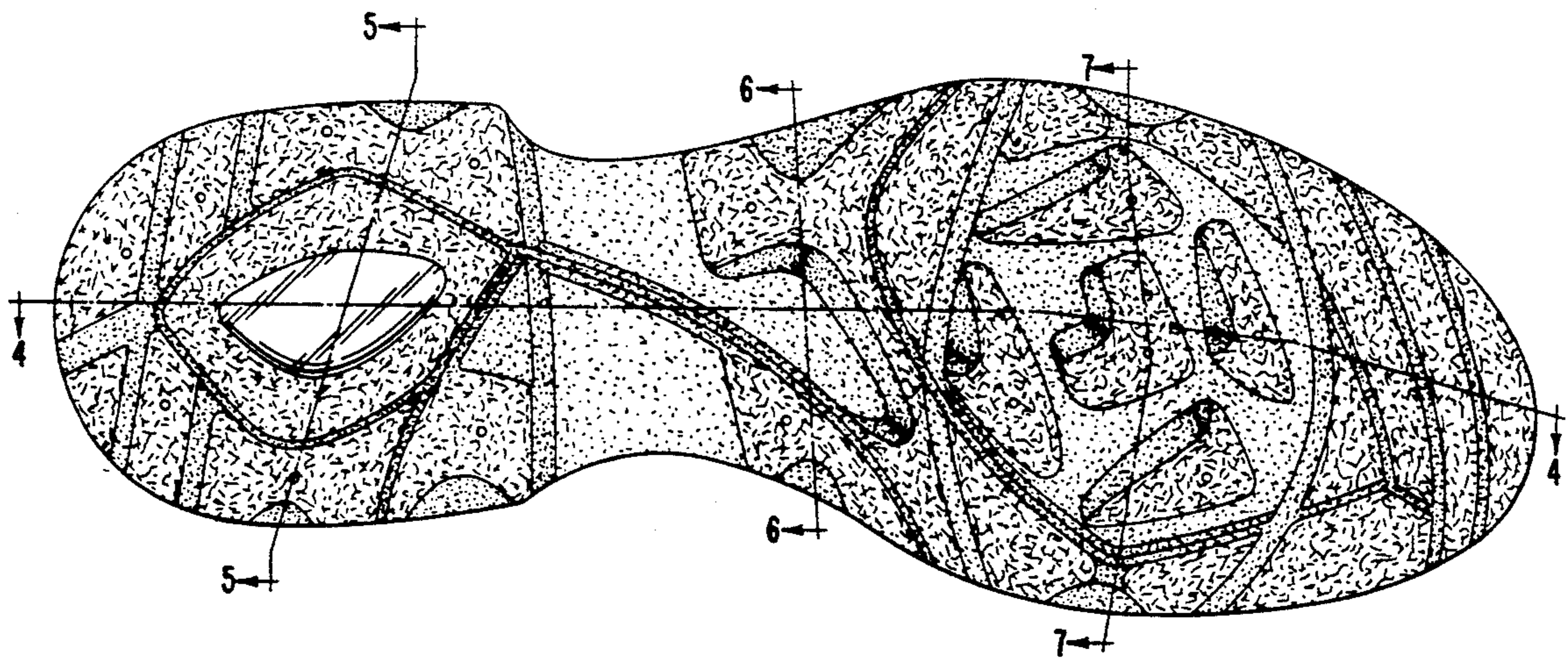
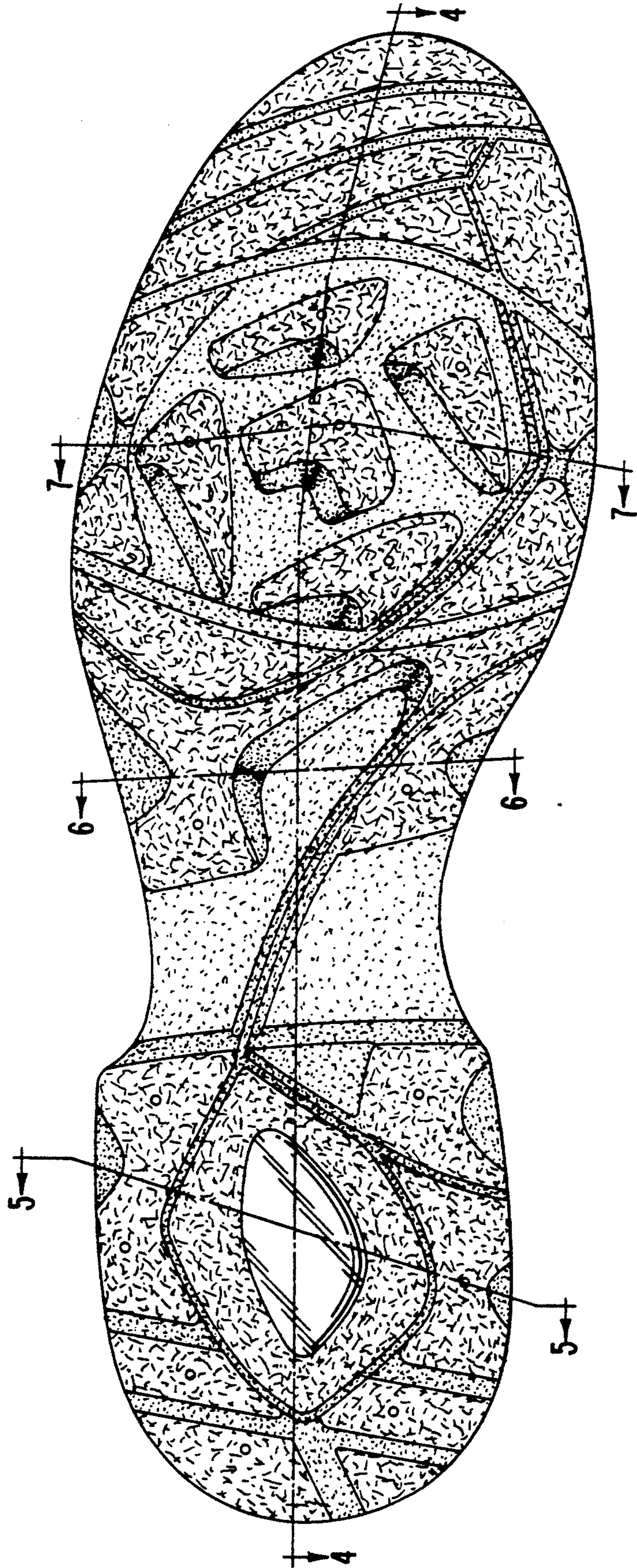


FIG. 1



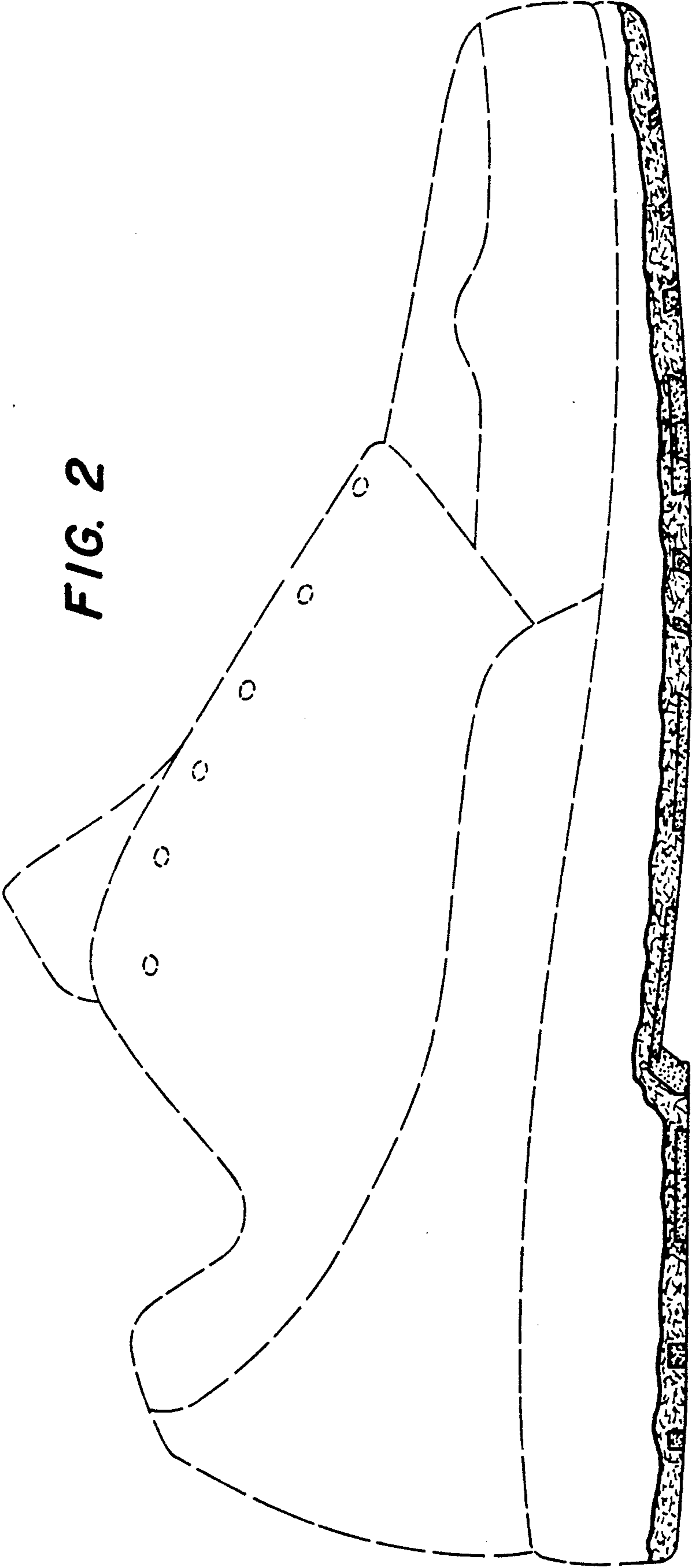


FIG. 2

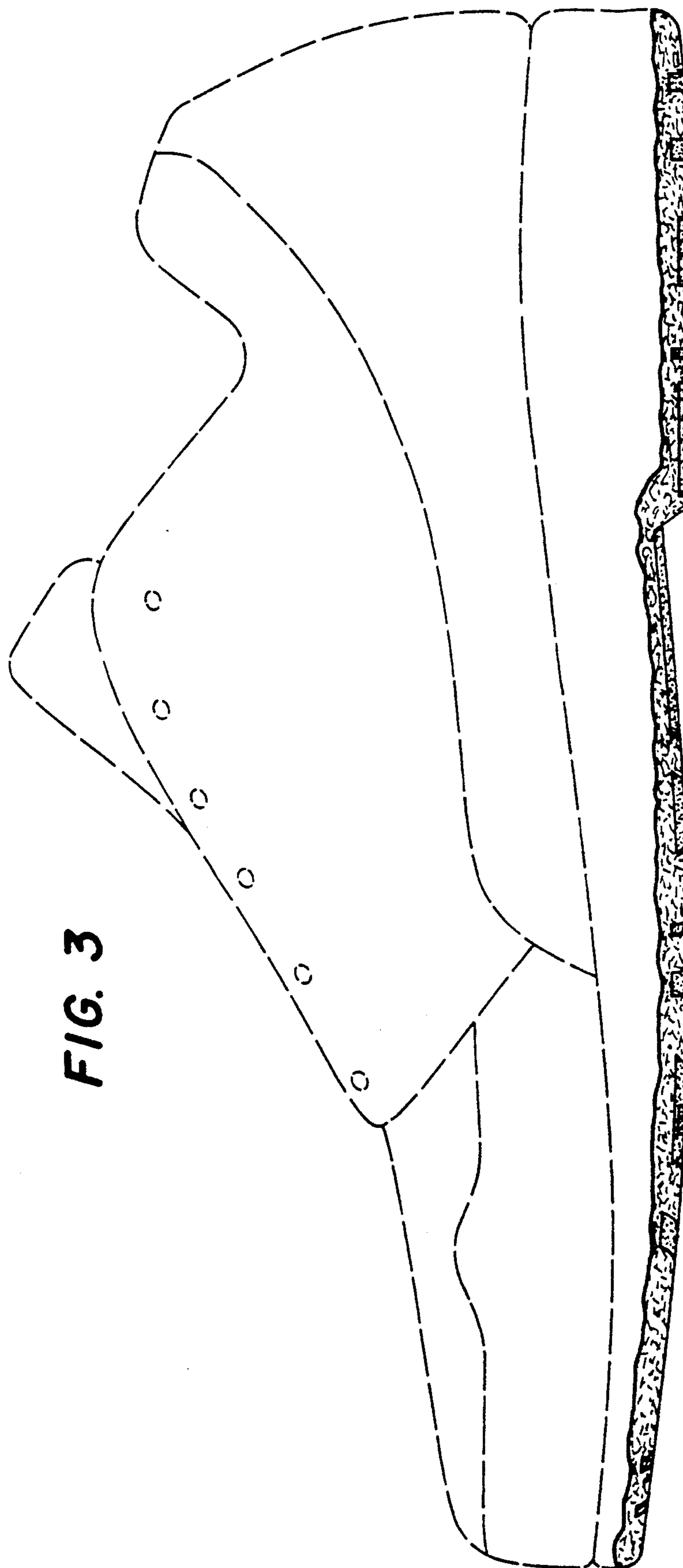


FIG. 3

FIG. 4

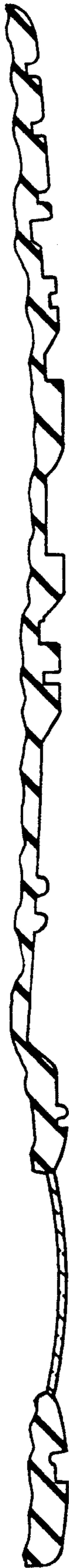


FIG. 5



FIG. 6



FIG. 7

