



US00D336762S

United States Patent [19] Miller

[11] Patent Number: Des. 336,762

[45] Date of Patent: ** Jun. 22, 1993

[54] WINDMILL ROTOR AND BLADES

[76] Inventor: Richard H. Miller, 202 W. Bonge,
Westport, Wash. 98595

[**] Term: 14 Years

[21] Appl. No.: 652,285

[22] Filed: Feb. 6, 1991

[52] U.S. Cl. D25/1

[58] Field of Search D25/1; D13/115;
416/196 A, 197 A, 137, 132 B, 139, 119, 117,
118

870,567	11/1907	Loh	416/197 R
1,279,320	9/1918	Gamlen .	
2,979,305	4/1961	Kwiatek .	
4,019,828	4/1977	Bunzer	416/55
4,329,593	5/1982	Willmouth	416/197 A
4,364,709	12/1982	Tornquist	416/197 A X

FOREIGN PATENT DOCUMENTS

1288338	2/1987	U.S.S.R. .
1301841	1/1973	United Kingdom .
1518268	7/1978	United Kingdom .

Primary Examiner—A. Hugo Word
Assistant Examiner—Doris V. Coles
Attorney, Agent, or Firm—James M. Ritchey

[56] References Cited

U.S. PATENT DOCUMENTS

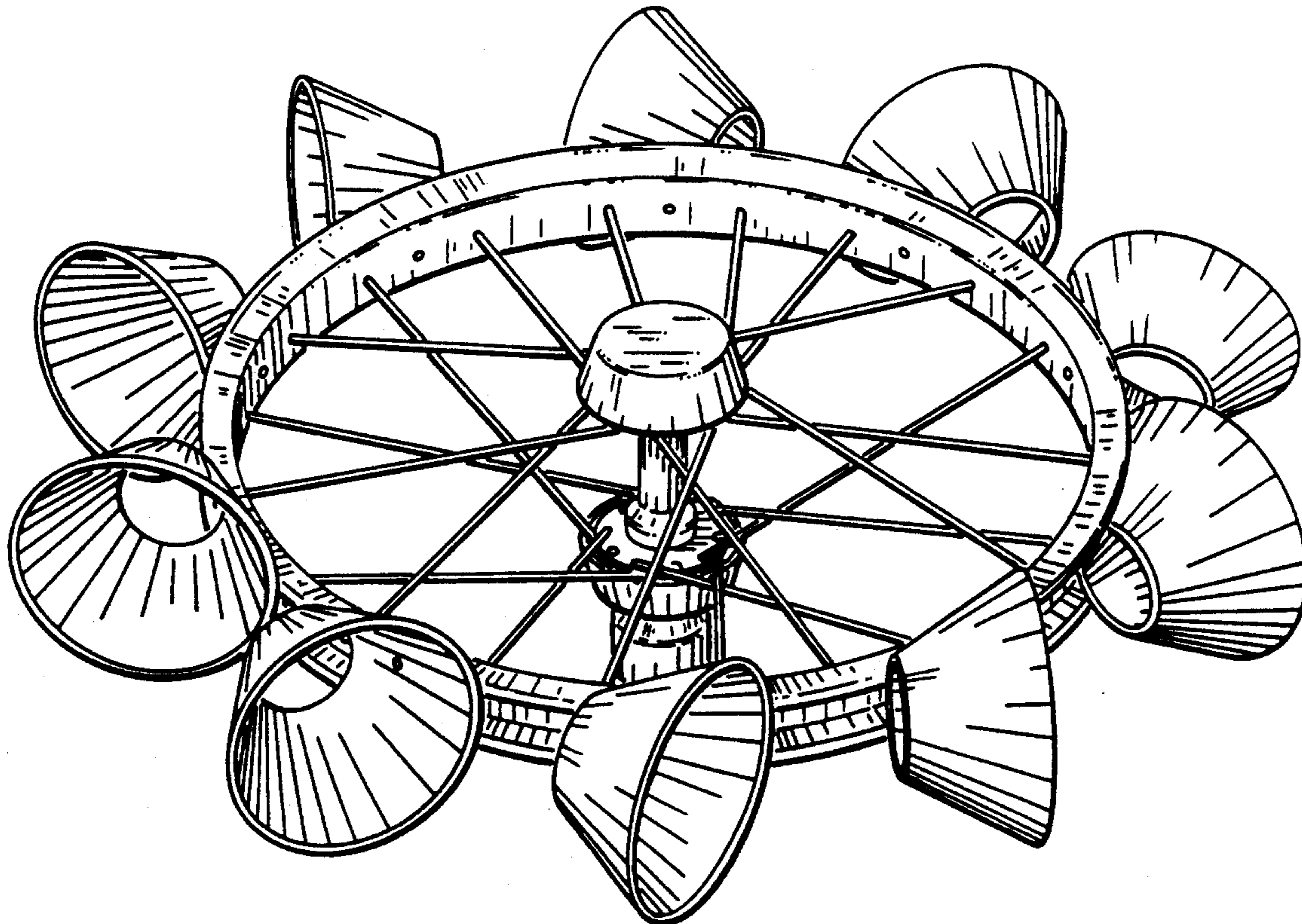
56,089	7/1866	Palmer	416/197 X
169,227	10/1875	Beckley	416/196 A X
192,304	6/1877	Stearns et al.	416/197
196,448	10/1877	Harris .	
335,713	2/1886	Ogden	416/197 X
459,184	9/1891	Hawkins	416/197 A X
468,541	2/1892	Carpenter	416/197 A X
580,100	4/1897	Williams .	
854,652	5/1907	Kinney .	

[57] CLAIM

The ornamental design for a windmill rotor and blades, as shown.

DESCRIPTION

FIG. 1 is a perspective view thereof;
FIG. 2 is a side view thereof;
FIG. 3 is a top view thereof; and,
FIG. 4 is a bottom view thereof.



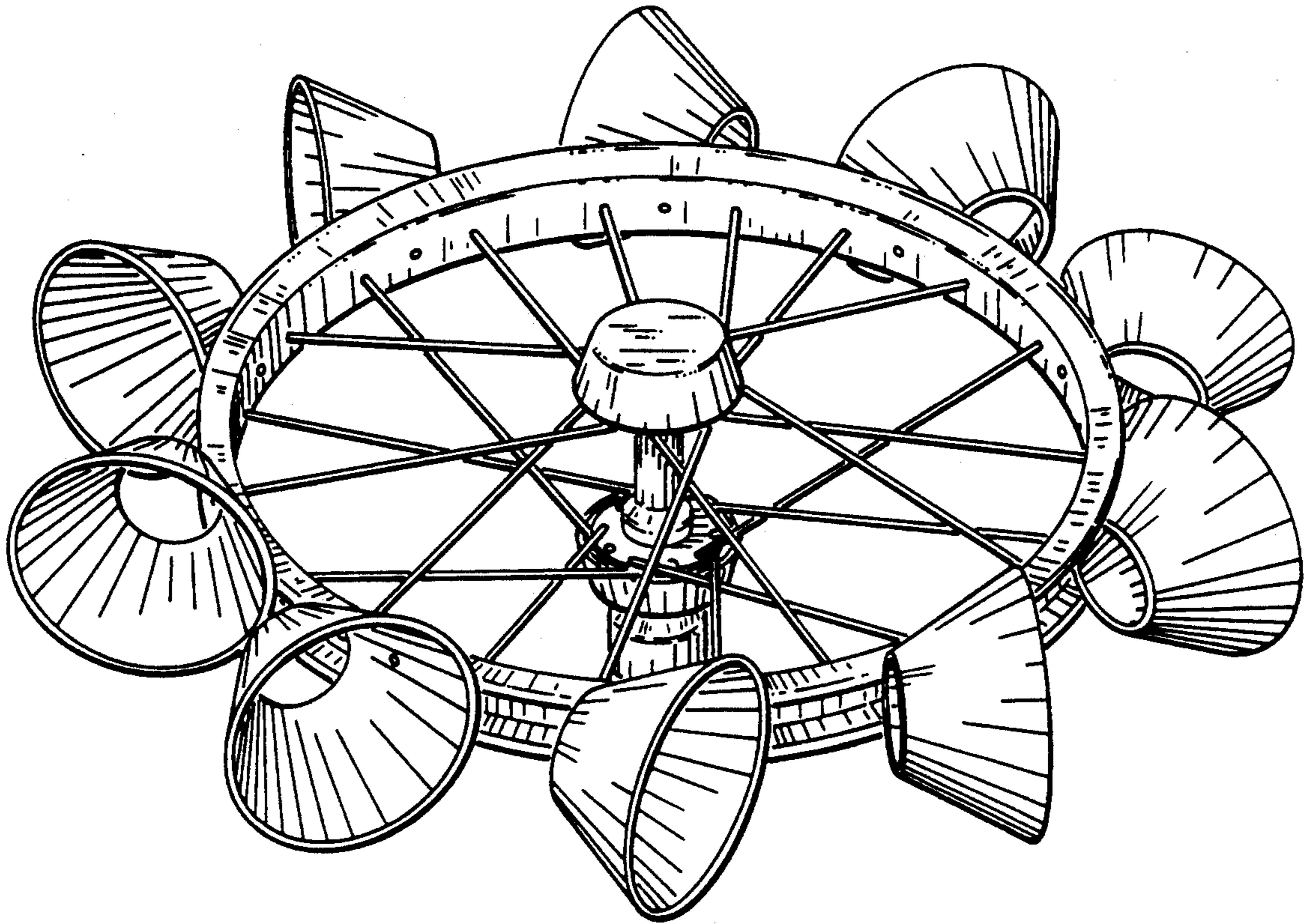


FIG.- 1




FIG.- 2




FIG.-3




FIG. - 4