



US00D336756S

United States Patent [19]

[11] Patent Number: **Des. 336,756**

Meisner et al.

[45] Date of Patent: **** Jun. 22, 1993**

[54] ADJUSTABLE OUTDOOR LIGHTING FIXTURE

[75] Inventors: **Edward H. Meisner**, Short Hills, N.J.; **Lotfollah Jaffari**, Memphis, Tenn.

[73] Assignee: **FL Industries, Inc.**, Livingston, N.J.

[**] Term: **14 Years**

[21] Appl. No.: **743,565**

[22] Filed: **Aug. 9, 1991**

[52] U.S. Cl. **D26/65**

[58] Field of Search **D26/67-71, D26/61, 62, 63, 65; 362/431, 362, 249, 269, 275, 371, 418, 419, 427, 147, 432, 370**

[56] References Cited

U.S. PATENT DOCUMENTS

D. 264,253	5/1982	Goldschmidt et al.	D26/63
D. 301,634	6/1989	DeCandia	D26/63
D 301,754	6/1989	DeCandia	D26/63
4,319,314	3/1982	Morton	362/269 X

OTHER PUBLICATIONS

Lighting, Dec. 1961, p. 60, Floodlight.

Primary Examiner—Susan J. Lucas
Attorney, Agent, or Firm—Elliot M. Olstein; Raymond J. Lillie

[57] CLAIM

The ornamental design for an adjustable outdoor lighting fixture, as shown and described.

DESCRIPTION

FIG. 1 is a front isometric view of the adjustable outdoor lighting fixture showing our new design;
FIG. 2 is a right side view of the adjustable outdoor lighting fixture in an alternate position, the left side being a mirror image;
FIG. 3 is a front view of the adjustable outdoor lighting fixture in the position shown in FIG. 2;
FIG. 4 is a rear view of the outdoor lighting fixture;
FIG. 5 is a top view of the adjustable outdoor lighting fixture; and,
FIG. 6 is a bottom view of the adjustable outdoor lighting fixture.

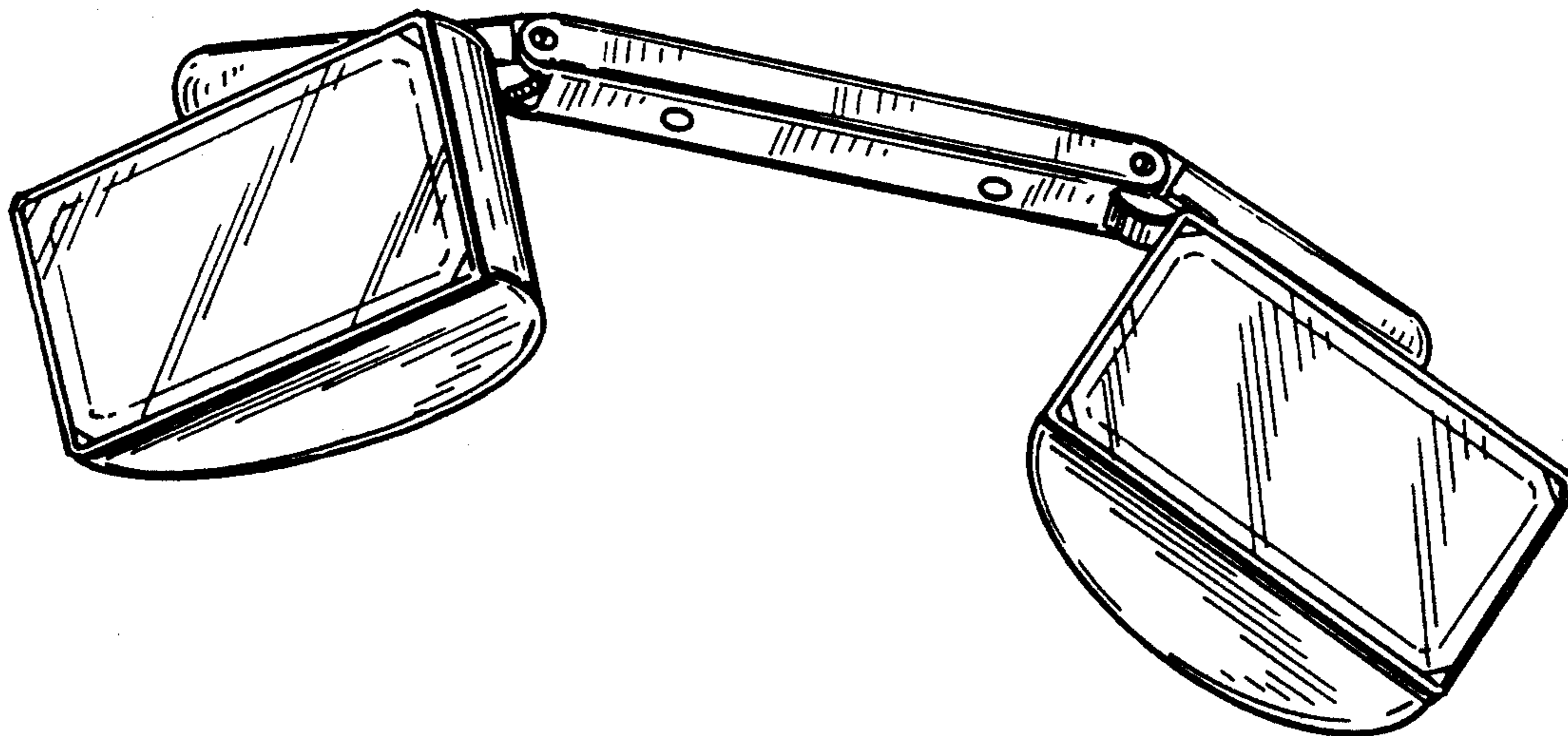


FIG. 1

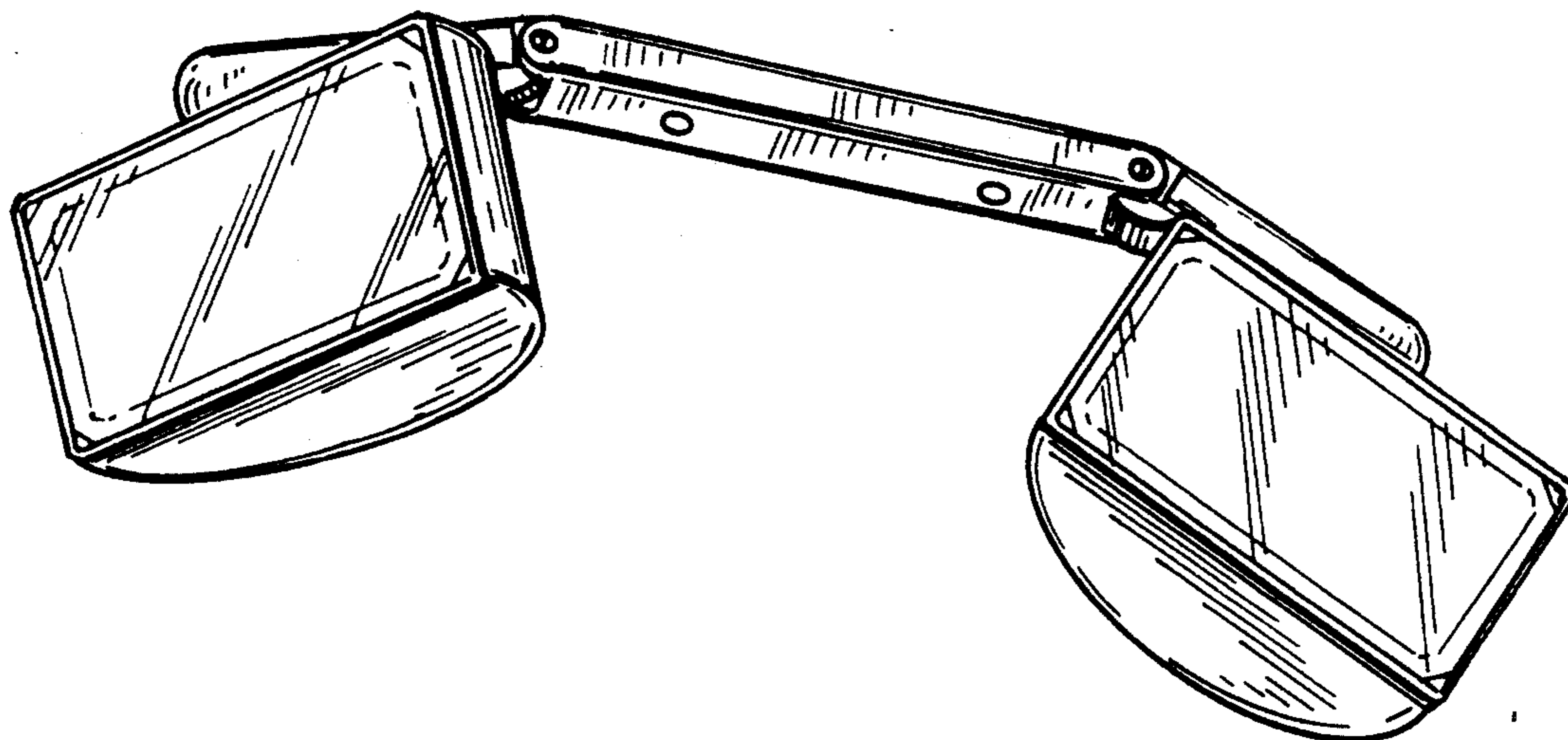


FIG. 2

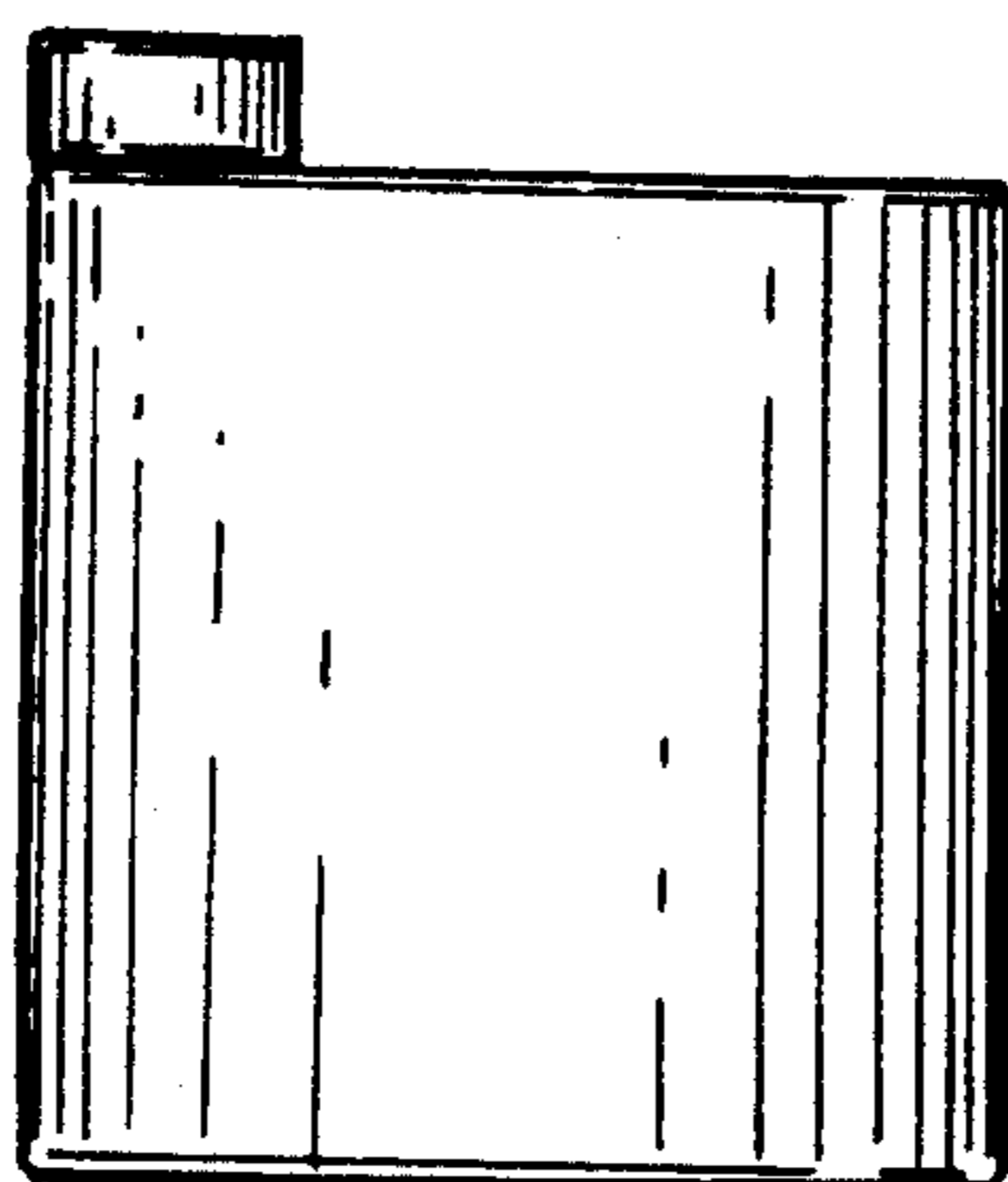


FIG. 3




FIG. 4

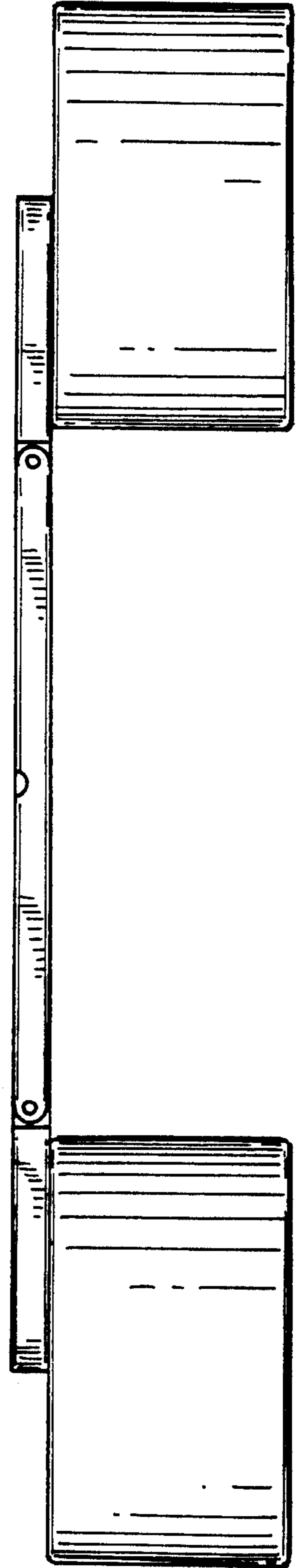


FIG. 5

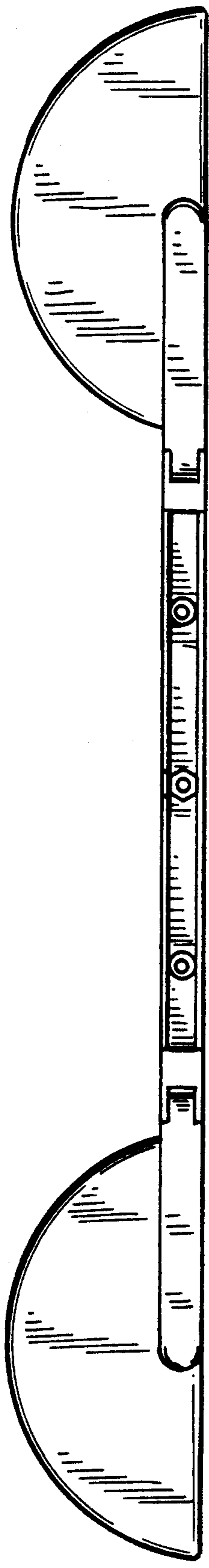


FIG. 6

