



US00D336752S

United States Patent [19]

[11] Patent Number: **Des. 336,752**

Lattimer

[45] Date of Patent: **** Jun. 22, 1993**

[54] **CARD HOLDER**

[76] Inventor: **Gregory M. Lattimer**, 1686 Sausalito, Colorado Springs, Colo. 80907

[**] Term: **14 Years**

[21] Appl. No.: **673,094**

[22] Filed: **Mar. 20, 1991**

[52] U.S. Cl. **D19/90; D6/467; D19/75; D19/86**

[58] Field of Search **D6/468, 467; D19/65, D19/75, 78, 86, 90, 91, 95, 99, 100; 211/10, 11, 13, 45, 50, 55, 69.1-69.9**

[56] **References Cited**

U.S. PATENT DOCUMENTS

D. 146,470	3/1947	Fresco	D19/91 X
D. 160,344	10/1950	Shapiro	D19/91 X
D. 201,733	7/1965	Vovakes	D19/77
D. 206,469	12/1966	Toms	D19/86 X

D. 213,737	4/1969	Kohles	D19/90
D. 274,919	7/1984	Basaldua, Jr.	D19/90
D. 279,583	7/1985	Hall	D19/77



Primary Examiner—Nelson C. Holtje
Assistant Examiner—Martha Thompson
Attorney, Agent, or Firm—William E. Hein

[57] **CLAIM**

The ornamental design for a card holder, as shown and described.

DESCRIPTION

FIG. 1 is a front elevational view of a card holder, showing my new design;
FIG. 2 is a top plan view;
FIG. 3 is a bottom plan view;
FIG. 4 is a right side elevational view, the left side being a mirror image thereof;
FIG. 5 is a rear elevational view taken in the direction of arrows 5—5 in FIG. 4; and,
FIG. 6 is a top, right, front perspective view.






FIG. 1

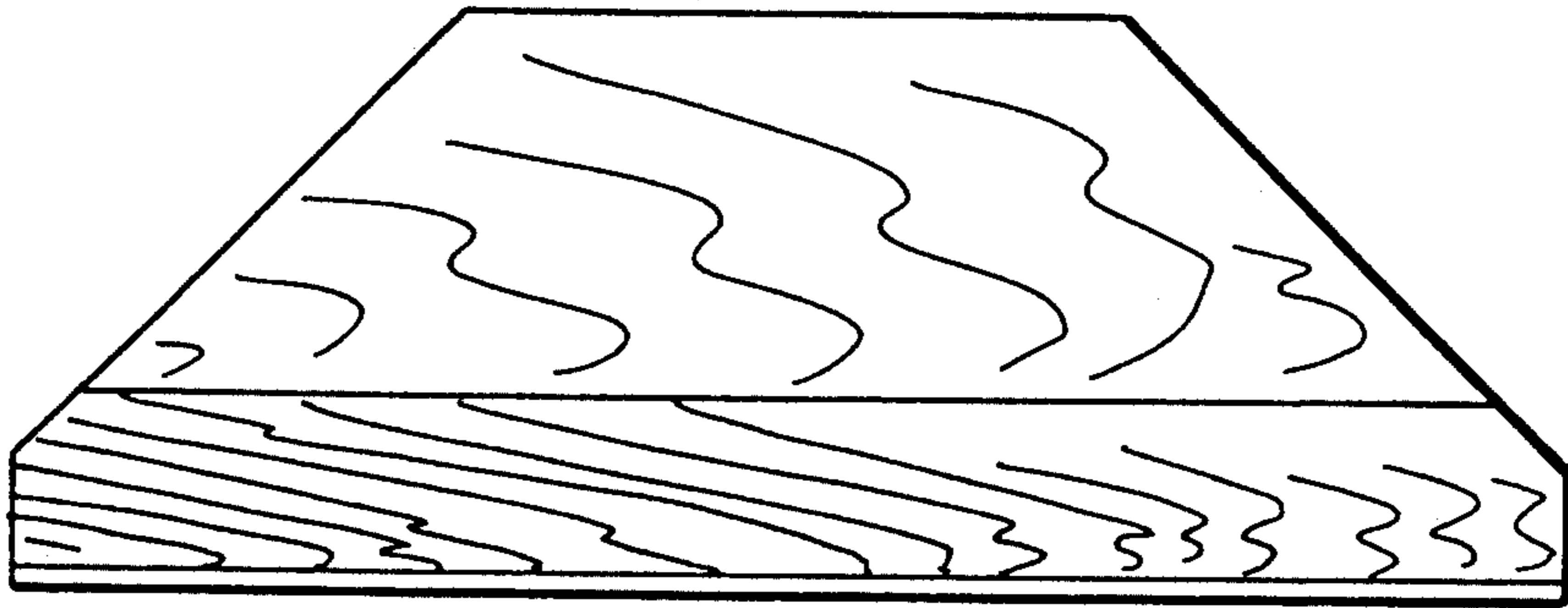


FIG. 2




FIG. 3




FIG. 4




FIG. 5




FIG. 6