



US00D336726S

# United States Patent [19]

Paulin et al.

[11] Patent Number: **Des. 336,726**

[45] Date of Patent: **\*\* Jun. 22, 1993**

## [54] TOWEL BAR

[75] Inventors: **Pierre H. Paulin; Francois Kergoet,**  
both of Paris; **Michel Chalard,**  
Villemonble, all of France

[73] Assignee: **Jacob Delafon, Paris, France**

[\*\*] Term: **14 Years**

[21] Appl. No.: **789,482**

[22] Filed: **Nov. 8, 1991**

[52] U.S. Cl. .... **D6/549**

[58] Field of Search ..... **D6/546-550;**  
211/13, 16, 86-88, 105.1-105.2; 108/123, 152,  
29, 59; 312/37

## [56] References Cited

### U.S. PATENT DOCUMENTS

D. 132,710	6/1942	Sanford	.....	D6/548
D. 159,513	8/1950	Pease	.....	D6/548
D. 312,935	12/1990	Chap et al.	.....	D6/549
D. 327,196	6/1992	Crook et al.	.....	D6/549
1,201,834	10/1916	Laun	.....	D6/549 X

## OTHER PUBLICATIONS

Undated Kohler ad, admitted prior art, showing a bath-tub.

Undated Jacob Delafon ad, admitted prior art, showing a bathtub.

Undated ad, admitted prior art, showing inter alia a glass shelf.

A Kohler engineering drawing dated Nov. 9, 1988 showing a glass shelf.

Kohler ad dated Sep. 1986 showing a towel bar on a lavatory.

*Primary Examiner*—Brian N. Vinson

*Attorney, Agent, or Firm*—Quarles & Brady

## [57] CLAIM

The ornamental design for a towel bar, as shown and described.

## DESCRIPTION

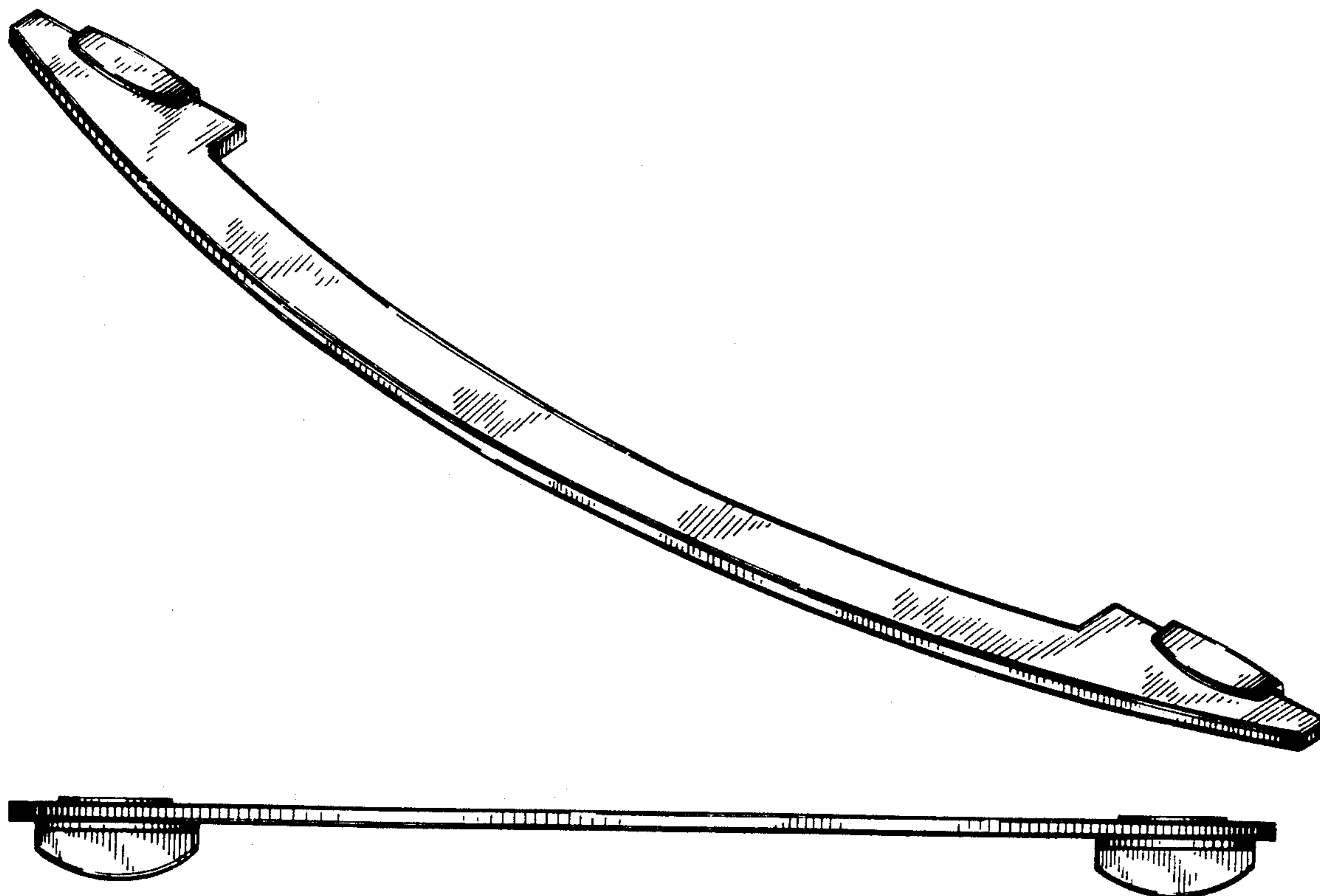
FIG. 1 is a perspective view taken from the top, front and right side of a towel bar showing our new design; FIG. 2 is an enlarged right side elevational view thereof, the left side elevational view being the mirror image of the right side elevational view shown;

FIG. 3 is a front elevational view thereof;

FIG. 4 is a top plan view thereof;

FIG. 5 is a rear elevational view thereof; and,

FIG. 6 is a bottom plan view thereof.



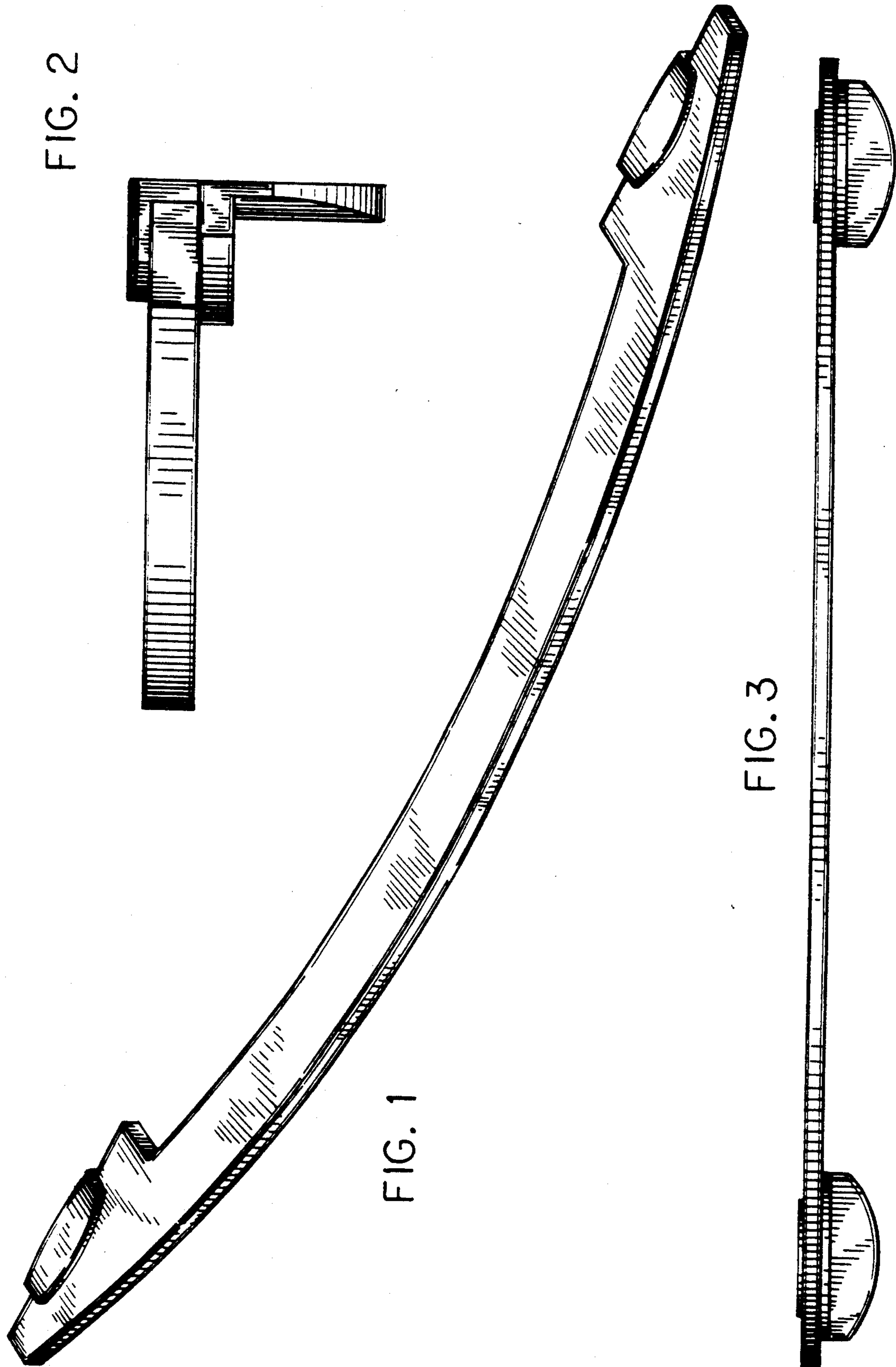


FIG. 2

FIG. 1

FIG. 3

FIG. 4

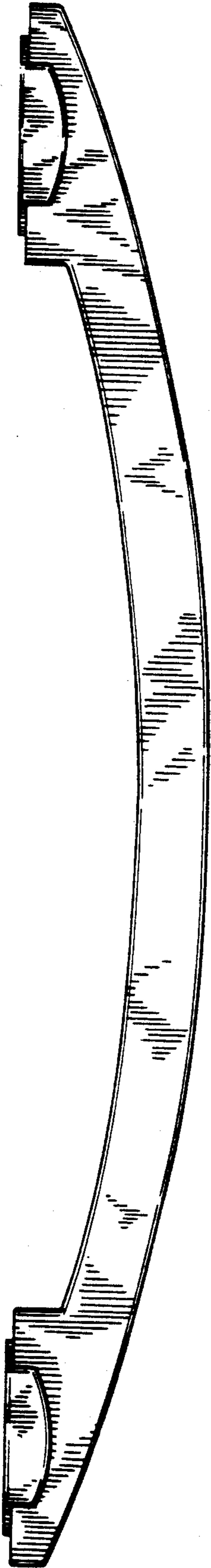


FIG. 5

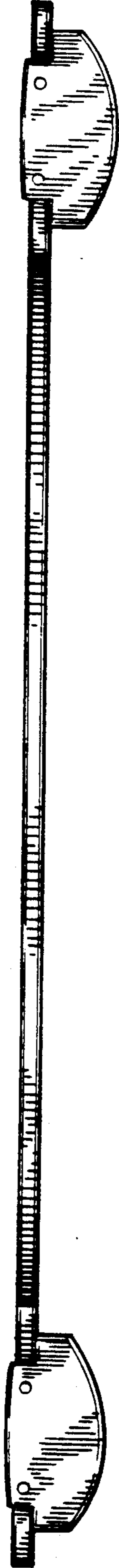


FIG. 6

