



US00D336724S

# United States Patent [19]

Wilson

[11] Patent Number: **Des. 336,724**

[45] Date of Patent: **\*\* Jun. 22, 1993**

[54] CHAIR

[75] Inventor: **Robert L. Wilson, Memphis, Tenn.**

[73] Assignee: **Chromcraft Furniture Corporation, Senatobia, Miss.**

[\*\*] Term: **14 Years**

[21] Appl. No.: **607,065**

[22] Filed: **Oct. 31, 1990**

[52] U.S. Cl. .... **D6/380**

[58] Field of Search ..... **D6/334-336, D6/338, 341, 358, 360, 363, 364-367, 374, 375, 379, 380, 371, 372, 500-502; 297/440, 445**

[56] **References Cited**

**U.S. PATENT DOCUMENTS**

D. 234,478	3/1975	Koepke .....	D6/372
D. 262,502	1/1982	Wilson .....	D6/372
D. 272,967	3/1984	Umanoff .....	D6/372
D. 305,388	1/1990	Mascheroni .....	D6/372

**OTHER PUBLICATIONS**

*Interiors*, Aug. 1988, p. 125, chair.

*D & F Desks & Furnishings*, 1989, p. 89, Arm Chair #C, at left center.

*Interiors*, Feb. 1984, p. 48, chair at top right.

*Interiors*, Jan. 1984, p. 96, Images Chair.

*Primary Examiner*—Nelson C. Holtje

*Assistant Examiner*—J. E. Seeger

*Attorney, Agent, or Firm*—Wolf, Greenfield & Sacks

[57] **CLAIM**

The ornamental design for a chair, as shown and described.

**DESCRIPTION**

FIG. 1 is a front right side perspective view of a chair showing my new design;

FIG. 2 is a front perspective view thereof;


FIG. 3 is a right side perspective view of the chair, the left side perspective view being a mirror image thereof; and,

FIG. 4 is a rear bottom perspective view thereof.

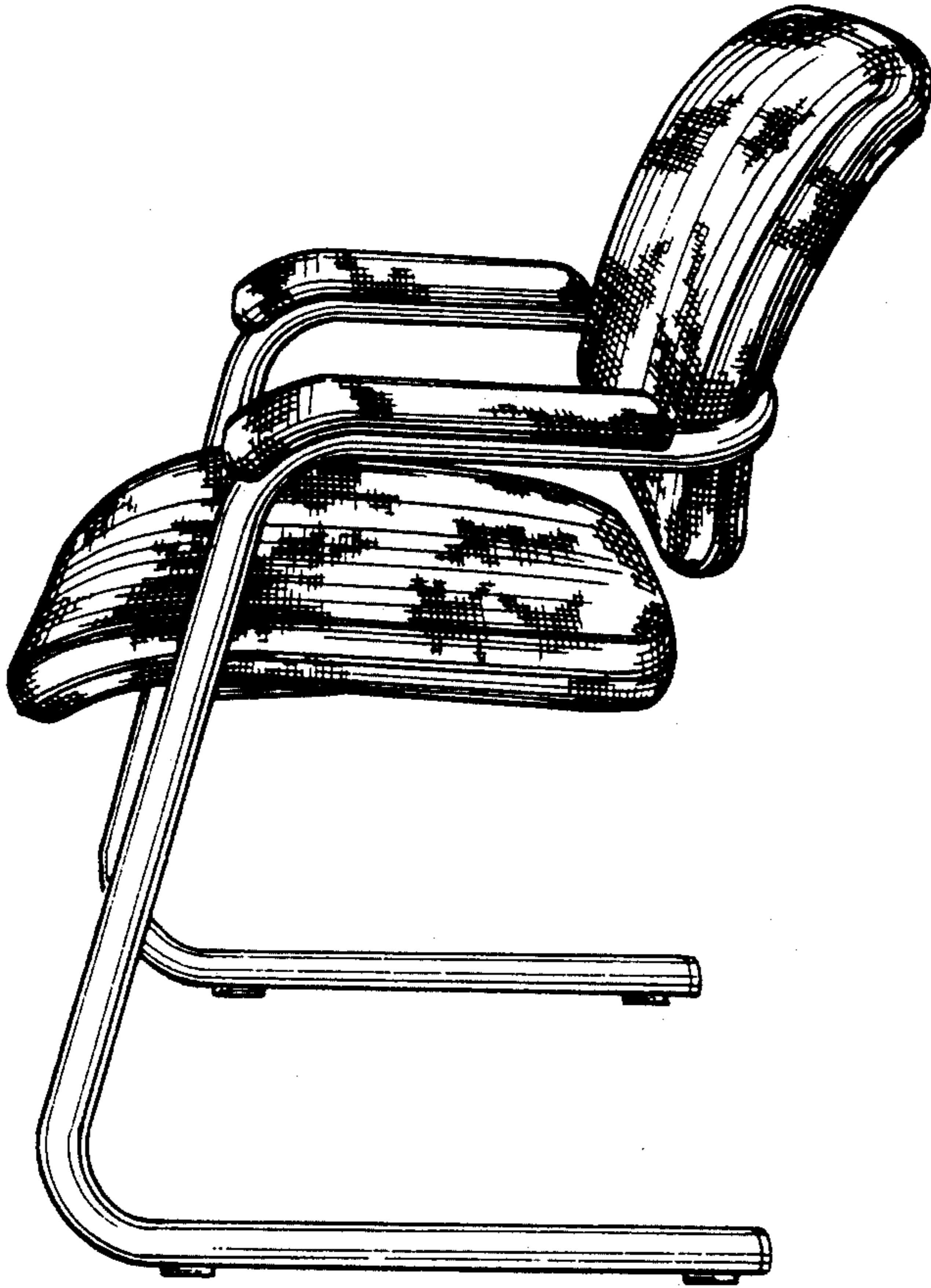




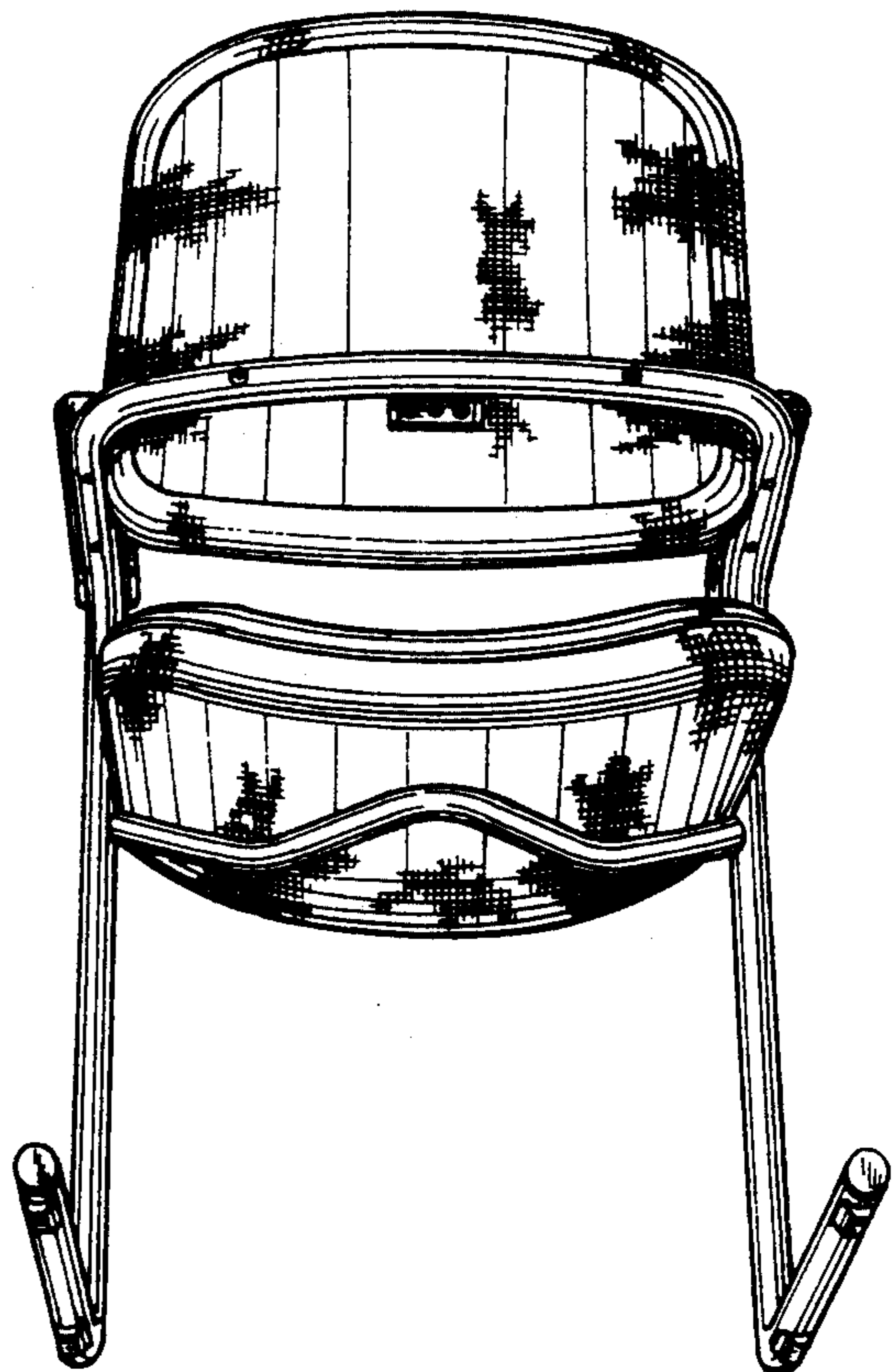
*Fig. 1*



*Fig. 2*



*Fig. 3*



*Fig. 4*