



US00D336711S

United States Patent [19]
Miller

[11] **Patent Number: Des. 336,711**
[45] **Date of Patent: ** Jun. 22, 1993**

[54] **SNOW MOBILE SUPPORT STAND**
[76] **Inventor: Donald E. Miller, 3266 Charmil Dr., Manchester, Md. 21102**
[**] **Term: 14 Years**
[21] **Appl. No.: 762,947**
[22] **Filed: Sep. 19, 1991**
[52] **U.S. Cl. D34/28; D34/23**
[58] **Field of Search D34/28, 24, 12, 23; 248/352; 280/79.11, 47.131**

4,049,283 9/1977 Brookes et al. 280/47.131

FOREIGN PATENT DOCUMENTS

1168832 4/1964 Fed. Rep. of Germany 248/352
1909391 9/1969 Fed. Rep. of Germany ... 280/79.11

Primary Examiner—Wallace R. Burke
Assistant Examiner—H. Baynham
Attorney, Agent, or Firm—Leon Gilden

[57] **CLAIM**

The ornamental design for a snow mobile support stand, as shown and described.

[56] **References Cited**
U.S. PATENT DOCUMENTS

D. 286,698	11/1986	Spicer	D34/12 X
D. 288,739	3/1987	Johnson, Jr. et al.	D34/23 X
2,524,955	10/1950	Borzell et al.	248/352
3,093,387	6/1963	O'Neill	280/79.11 X
3,169,780	2/1965	Runyan	D34/23 X
3,208,712	9/1965	Beeson	248/352 X
3,830,455	8/1974	Brightly	248/352

DESCRIPTION

FIG. 1 is a front elevational view of the snow mobile support stand showing my new design; FIG. 2 is a rear elevational view thereof; FIG. 3 is a left side elevational view thereof; FIG. 4 is a right side elevational view thereof; FIG. 5 is a top plan view thereof; FIG. 6 is a bottom plan view thereof; and, FIG. 7 is a perspective view thereof.




FIG. 1




FIG. 2




FIG. 3

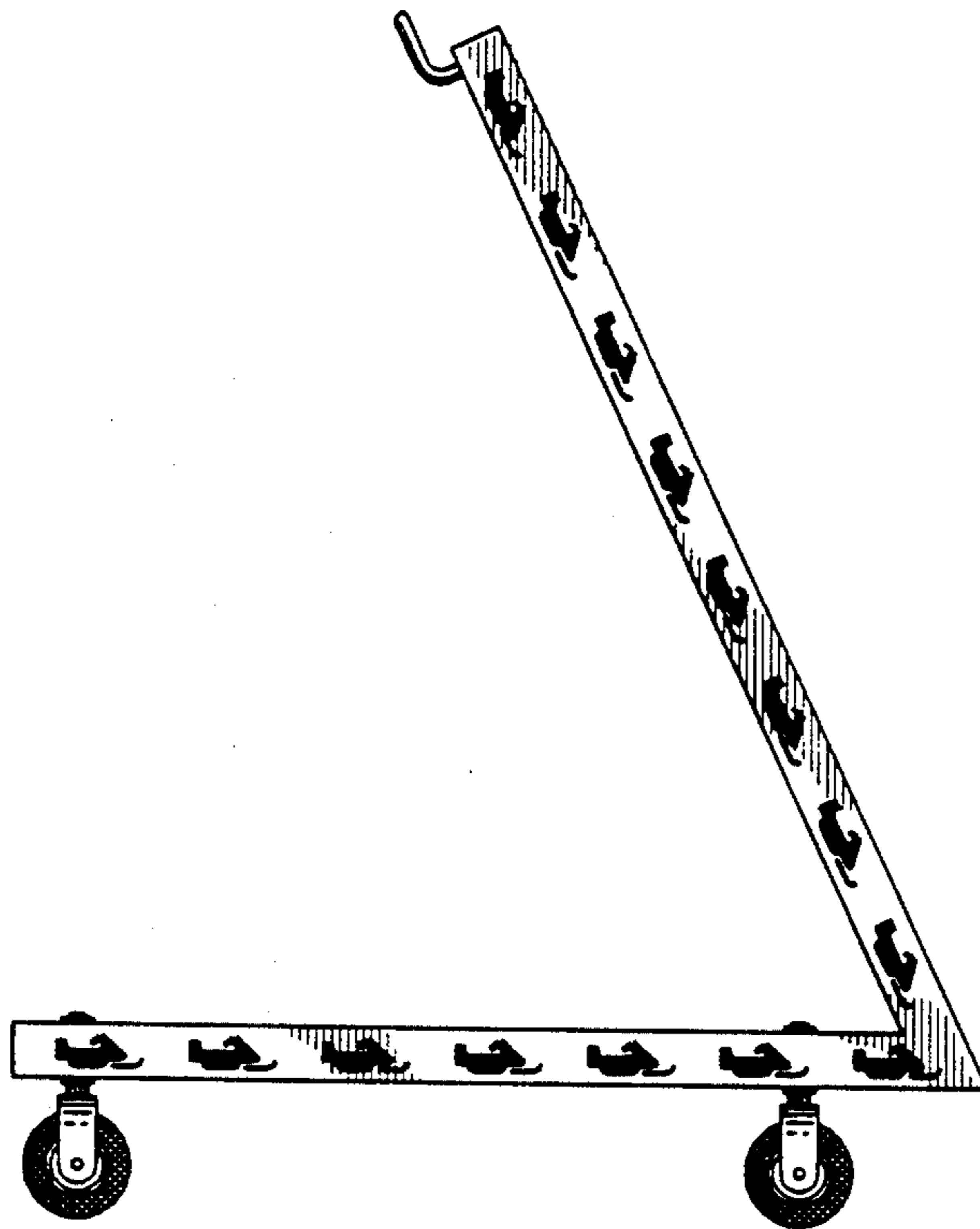


FIG. 4

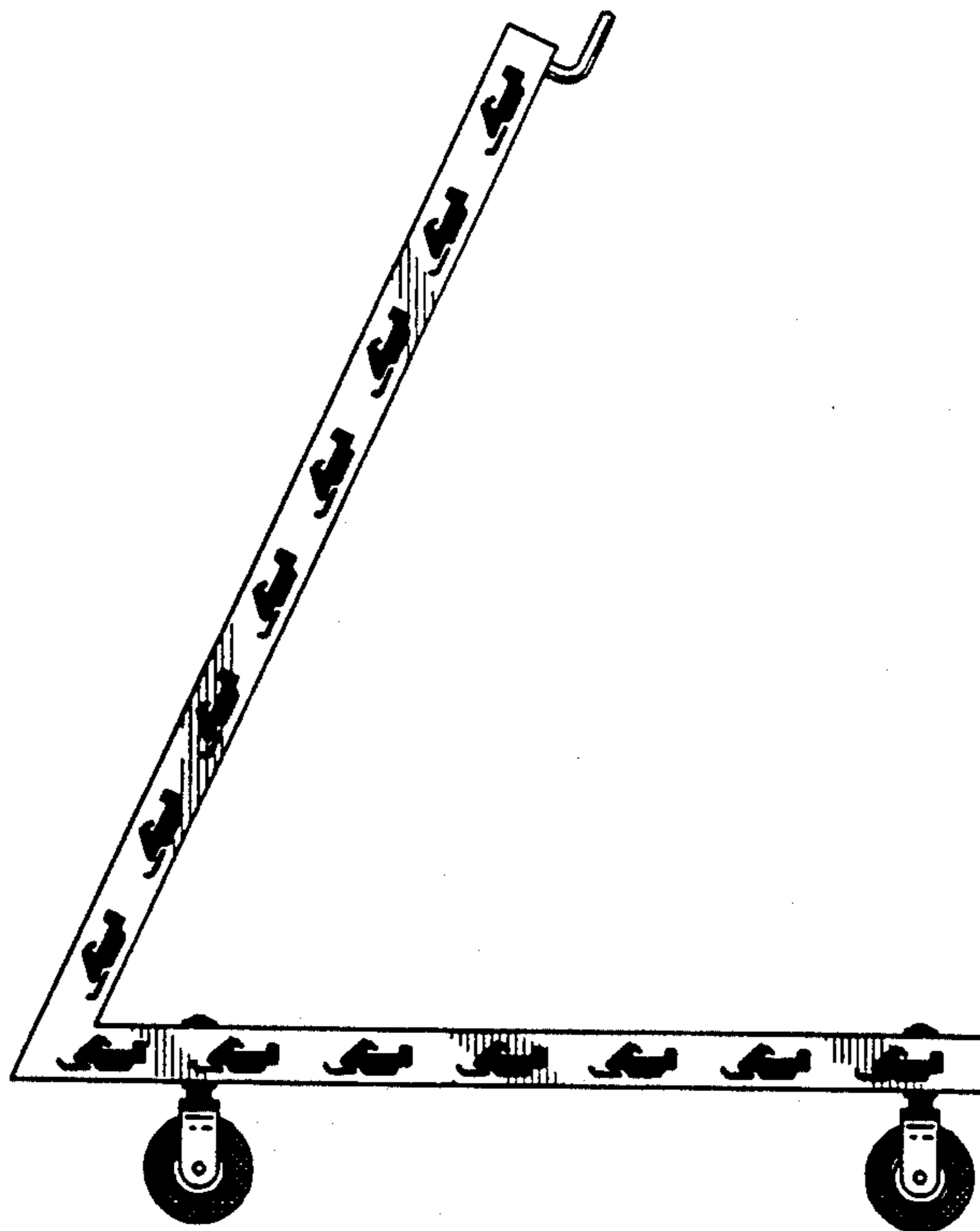


FIG. 5

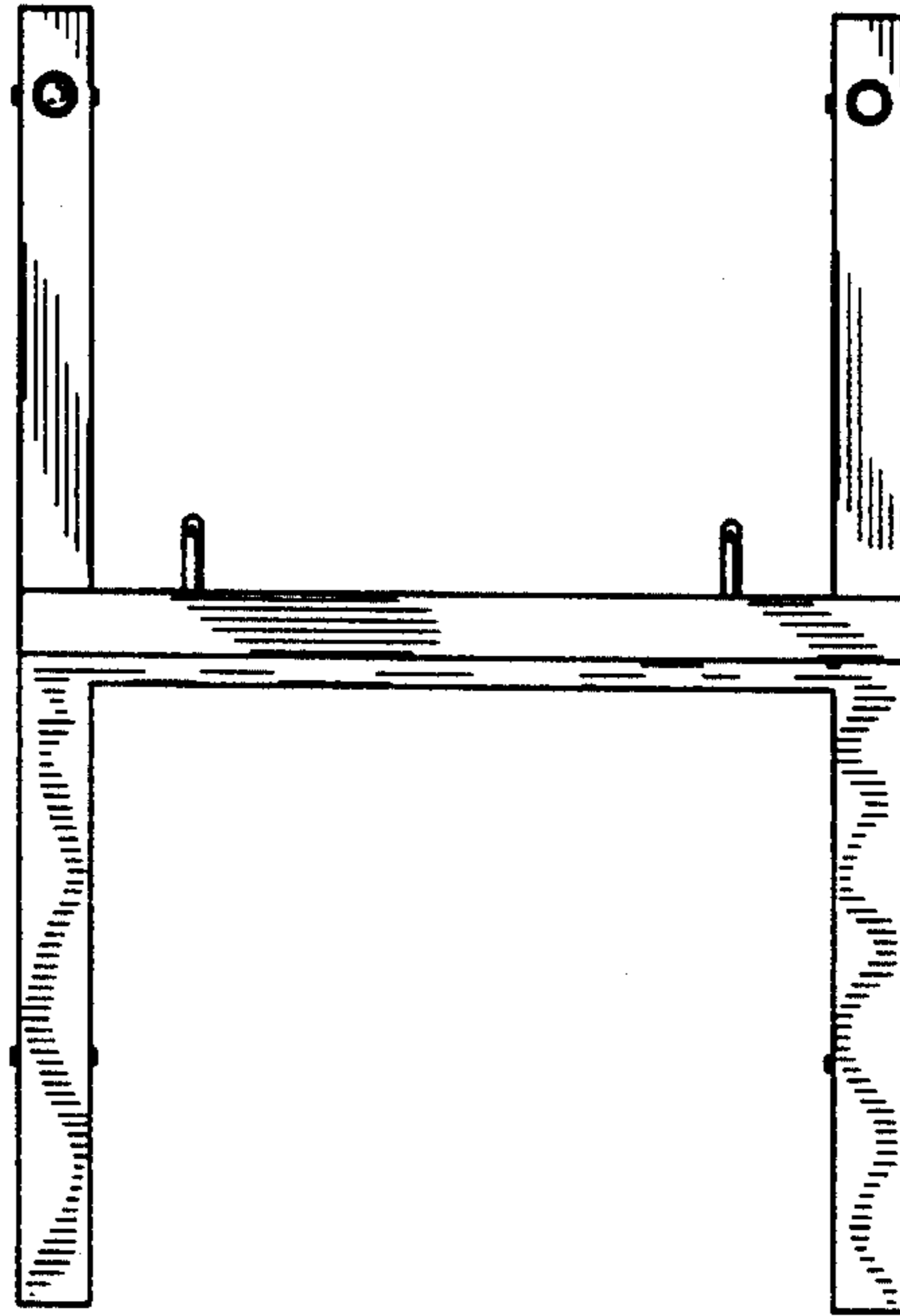


FIG. 6

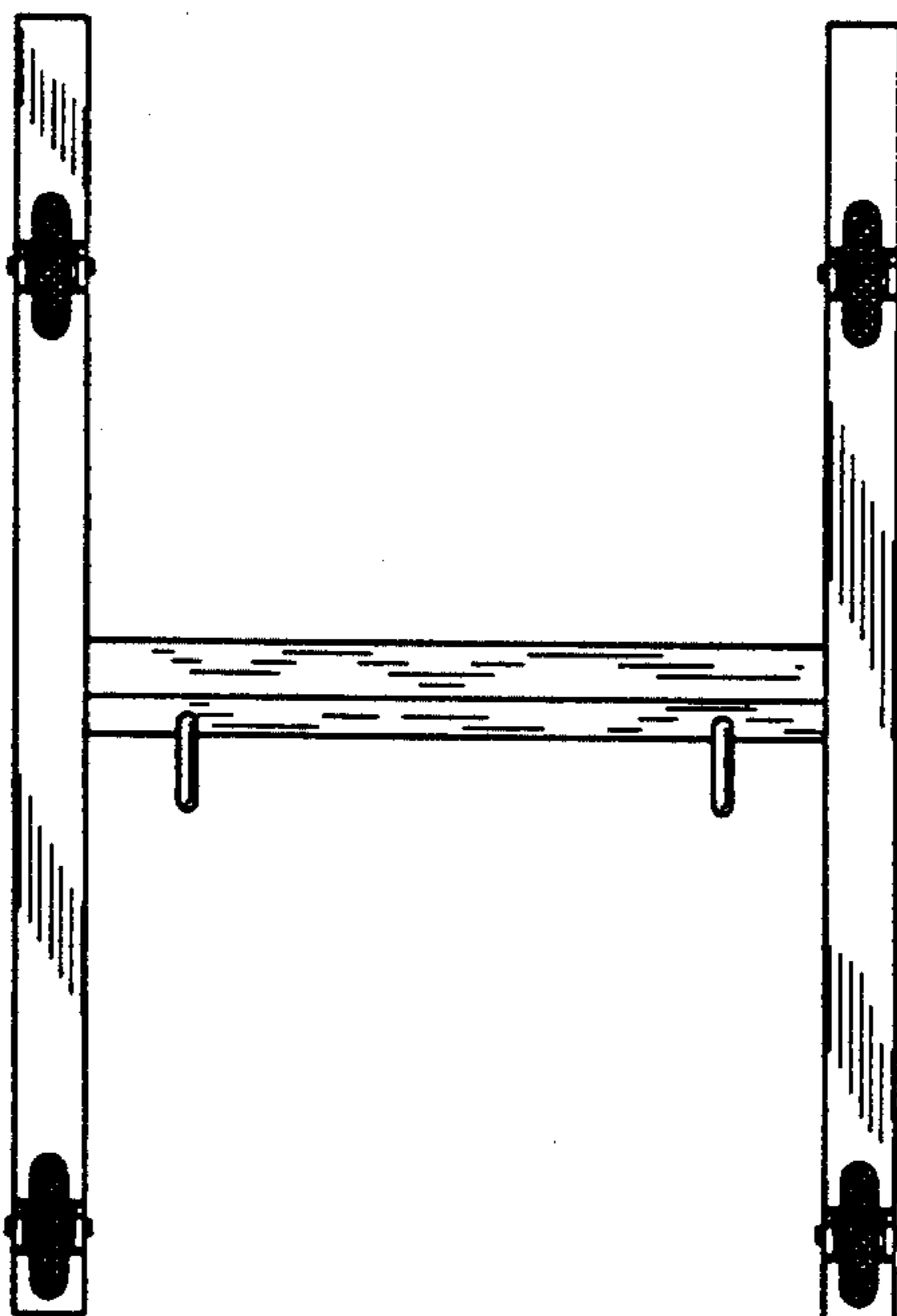


FIG. 7

