



US00D336709S

United States Patent [19]

[11] Patent Number: **Des. 336,709**

Walkley et al.

[45] Date of Patent: **** Jun. 22, 1993**

[54] **UTILITY CART**

[76] Inventors: **Arthur R. Walkley; Gary A. Walkley,**
both of 14 Schlyler Dr.,
Poughkeepsie, N.Y. 12603

3,751,058	8/1973	Larsen	37/130 X
4,161,073	7/1979	Oakes	D8/10 X
4,193,626	3/1980	Vondracek	D8/10 X
4,350,356	9/1982	Crothers	280/47.26
4,570,961	2/1986	Chateaufeuf et al.	280/47.18
4,629,203	12/1986	Ballard	280/47.26

[**] Term: **14 Years**

FOREIGN PATENT DOCUMENTS

[21] Appl. No.: **706,104**

681680	3/1964	Canada	37/265
206465	5/1959	Fed. Rep. of Germany ...	D34/24 X

[22] Filed: **May 28, 1991**

Related U.S. Application Data

Primary Examiner—Wallace R. Burke
Assistant Examiner—H. Baynham
Attorney, Agent, or Firm—Leon Gilden

[63] Continuation-in-part of Ser. No. 262,677, Oct. 26, 1988,
abandoned.

[52] U.S. Cl. **D34/24; D8/10**

[57] **CLAIM**

[58] Field of Search **D8/10; D34/24, 12, 13,**
D34/15; 280/651, 652, 659, 47.26, 47.18;
37/264-265

The ornamental design for a utility cart, as shown and described.

DESCRIPTION

[56] **References Cited**

U.S. PATENT DOCUMENTS

D. 261,351	10/1981	Carper	D8/10
609,129	8/1898	Twist	280/47.27 X
3,063,174	11/1962	Ludin	D8/10 X
3,583,746	6/1971	Lissakers	D8/10 X
3,594,932	10/1968	Eriksson	37/265 X

FIG. 1 is a front elevational view of the utility cart showing my new design;
FIG. 2 is a rear elevational view thereof;
FIG. 3 is a left side elevational view thereof;
FIG. 4 is a right side elevational view thereof;
FIG. 5 is a top plan view thereof;
FIG. 6 is a bottom plan view thereof; and,
FIG. 7 is a perspective view thereof.

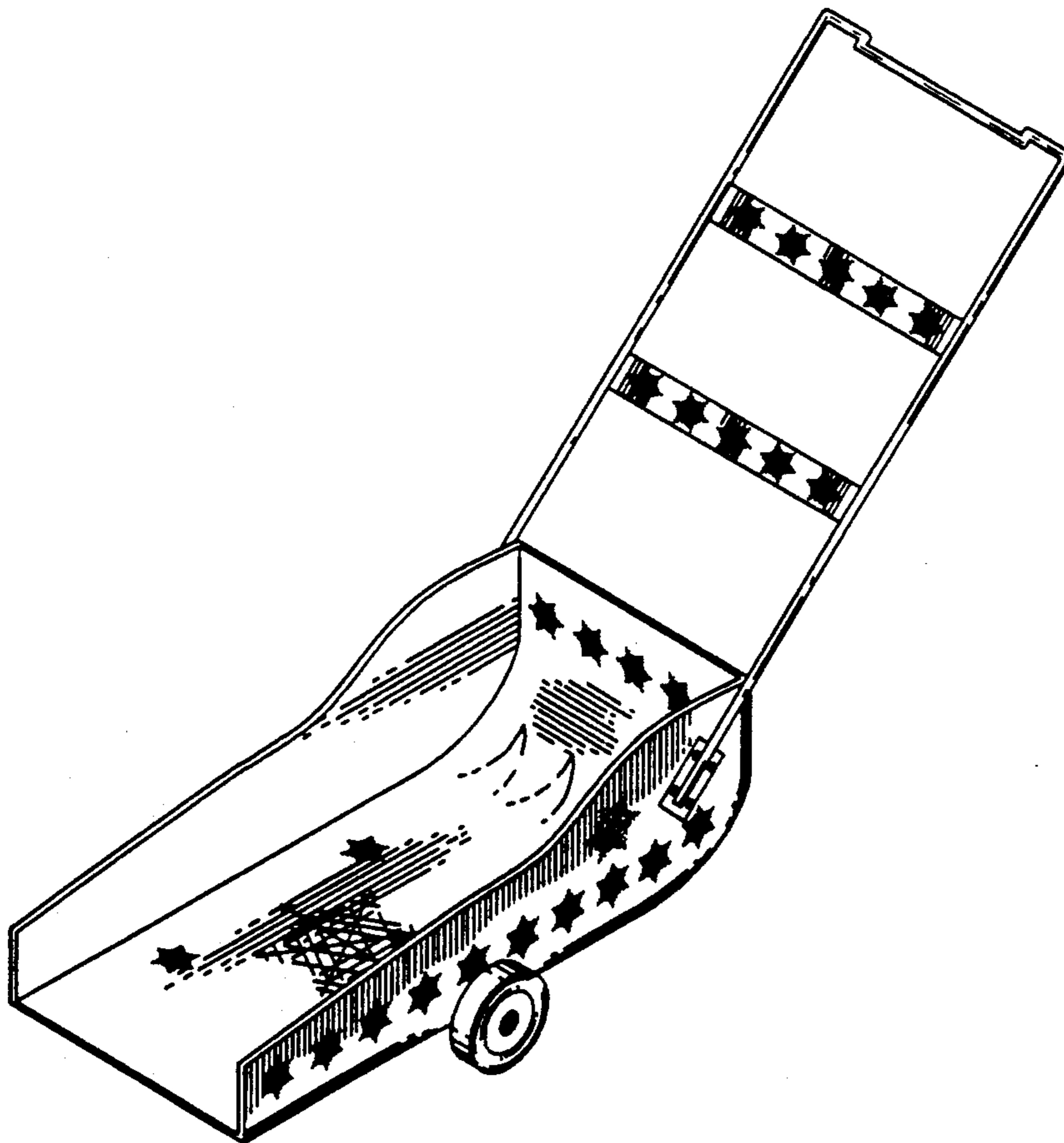


FIG. 1




FIG. 2




FIG. 3

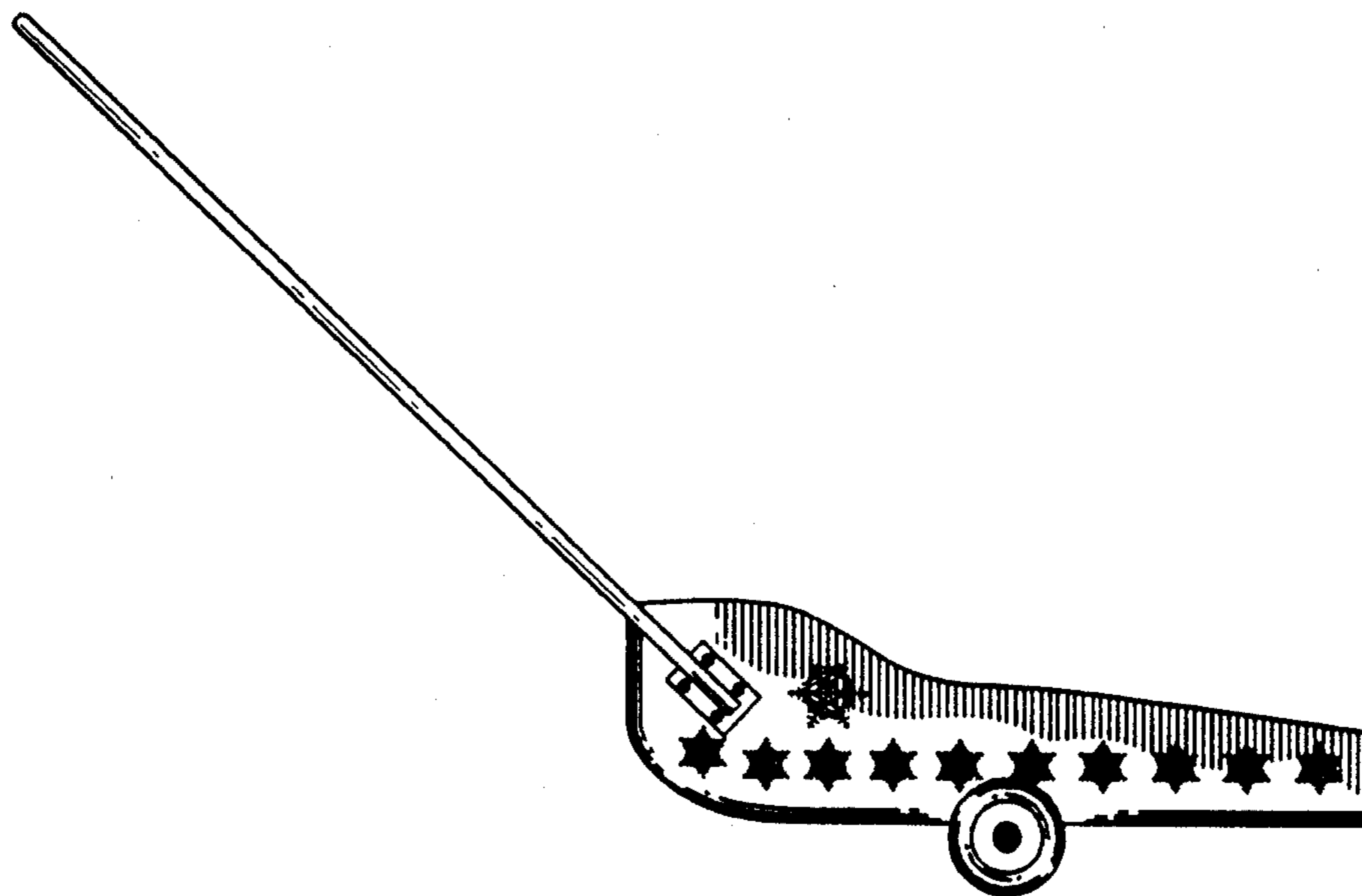


FIG. 4

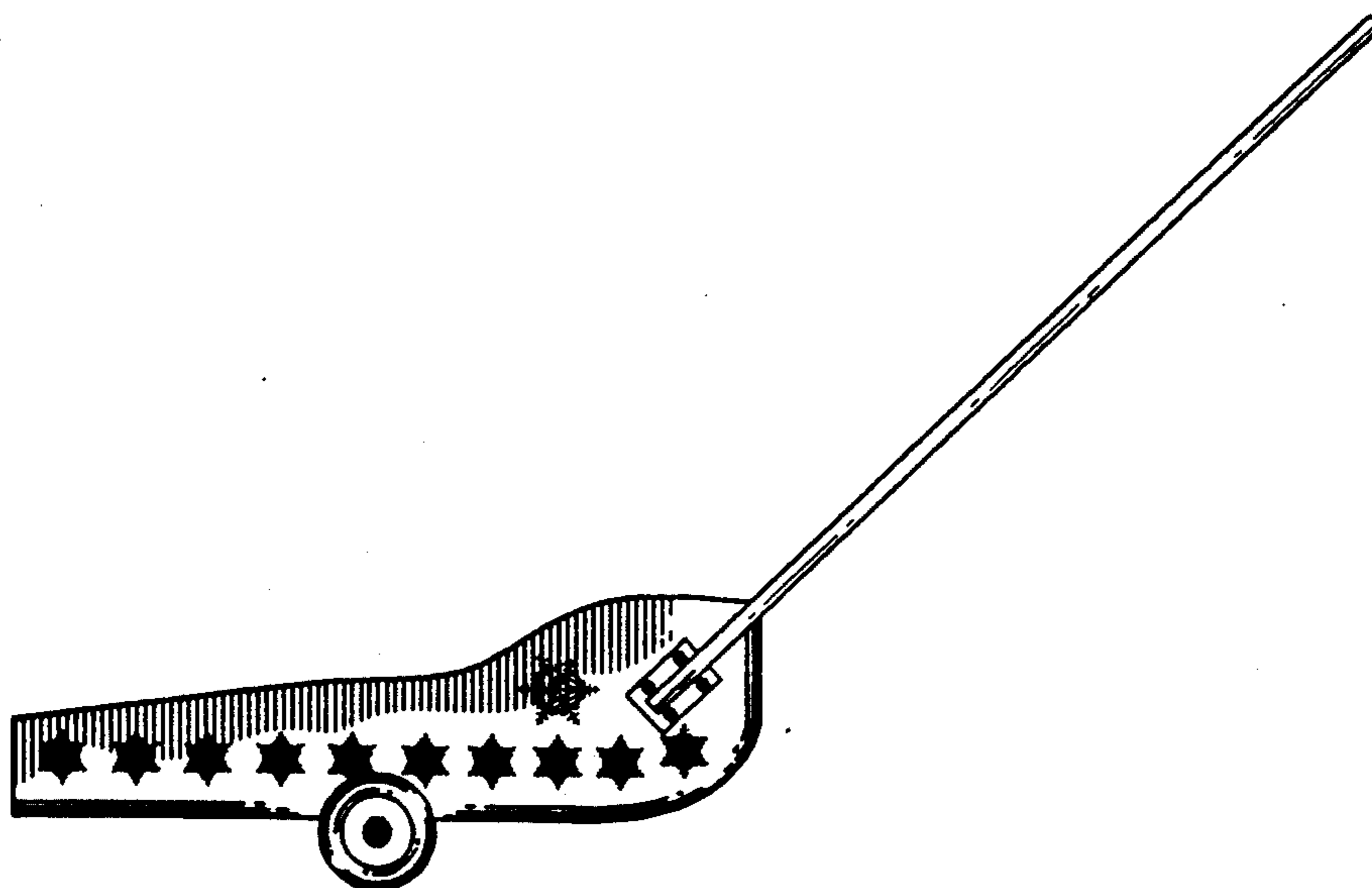


FIG. 5




FIG. 6

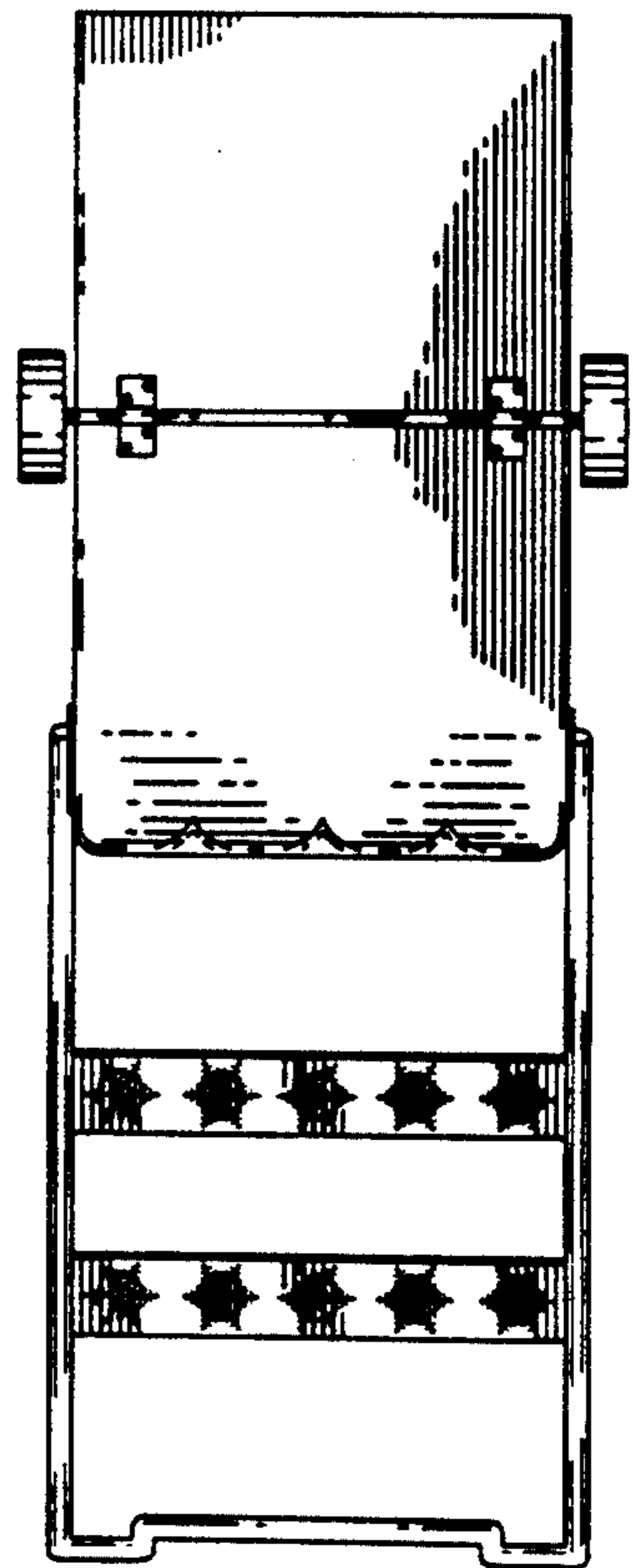


FIG. 7

