



US00D336680S

United States Patent [19]

[11] Patent Number: **Des. 336,680**

Safford et al.

[45] Date of Patent: **** Jun. 22, 1993**

- [54] **PLATE VALVE BUMPER**
- [75] Inventors: **George J. Safford; Gene R. Bluhm,**
both of Quincy, Ill.
- [73] Assignee: **Cooper Industries, Inc., Houston,**
Tex.
- [**] Term: **14 Years**
- [21] Appl. No.: **460,717**
- [22] Filed: **Jan. 4, 1990**
- [52] U.S. Cl. **D23/249**
- [58] Field of Search **D23/233-237,**
D23/244-249; 137/516.13-516.27; 251/368

3,875,962	4/1975	Bauer	137/516.21
4,495,964	1/1985	Bennitt	137/516.15 X
4,627,464	12/1986	Hartshorn	137/516.21 X
4,854,341	8/1989	Bauer	137/516.21 X
4,889,156	12/1989	Woollatt et al.	137/516.21 X
4,913,187	4/1990	Woollatt et al.	137/516.21 X
5,036,880	8/1991	Safford et al.	137/516.21

Primary Examiner—James R. Largen
Attorney, Agent, or Firm—Laff, Whitesel, Conte & Saret

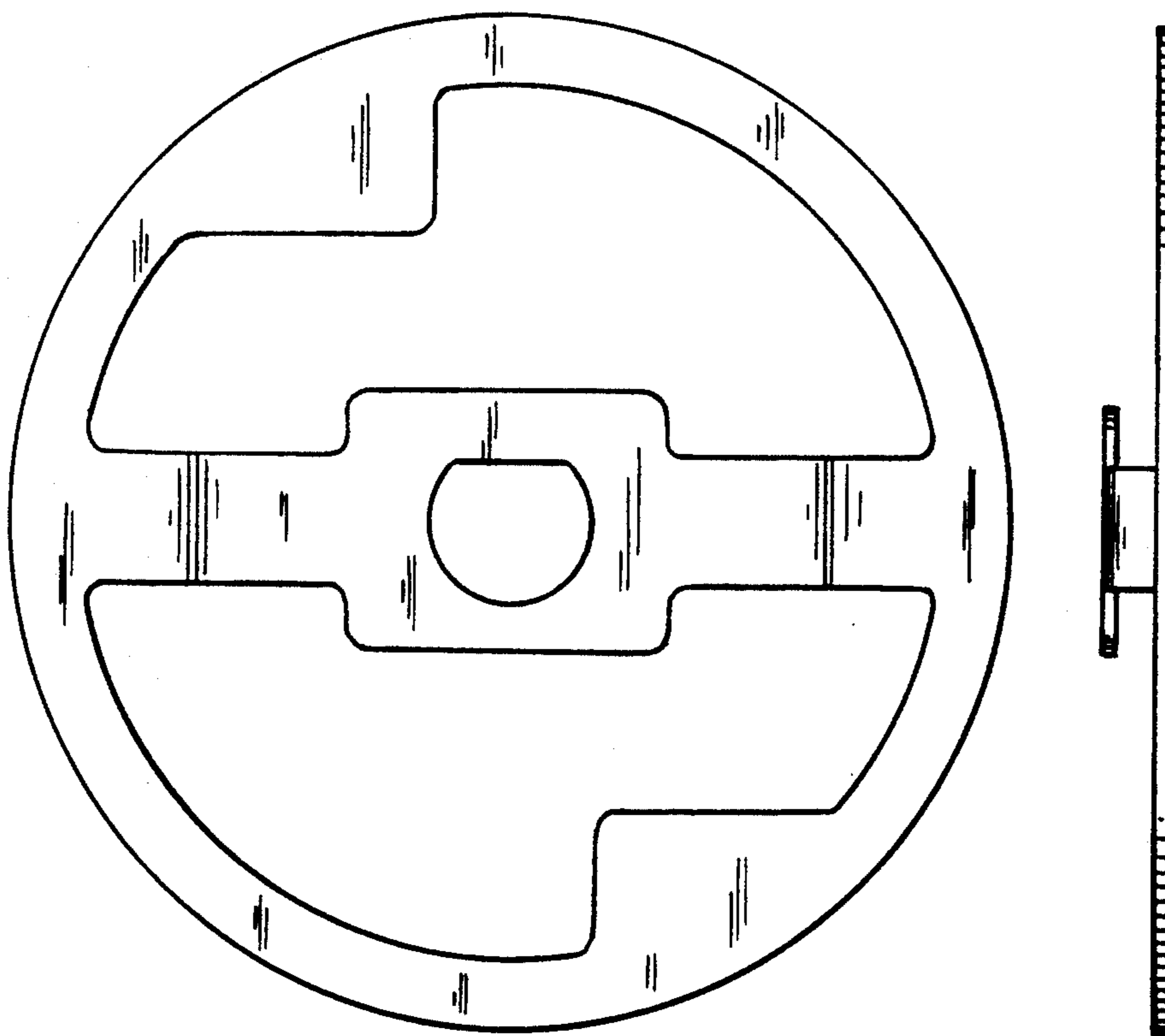
[57] CLAIM

The ornamental design for a plate valve bumper, as shown and described.

DESCRIPTION

FIG. 1 is a top plan view of a plate valve bumper showing our new design;
 FIG. 2 is a left side elevational view thereof;
 FIG. 3 is a right side elevational view thereof;
 FIG. 4 is a rear elevational view thereof;
 FIG. 5 is a front elevational view thereof; and,
 FIG. 6 is a bottom plan view thereof.

- [56] **References Cited**
- U.S. PATENT DOCUMENTS**
- D. 217,666 5/1970 Self D23/249
- 2,090,486 8/1937 Richardson 137/516.21
- 3,123,095 3/1964 Kohler 137/516.23
- 3,428,082 2/1969 Kohler 137/516.23






FIG. 4



FIG. 2

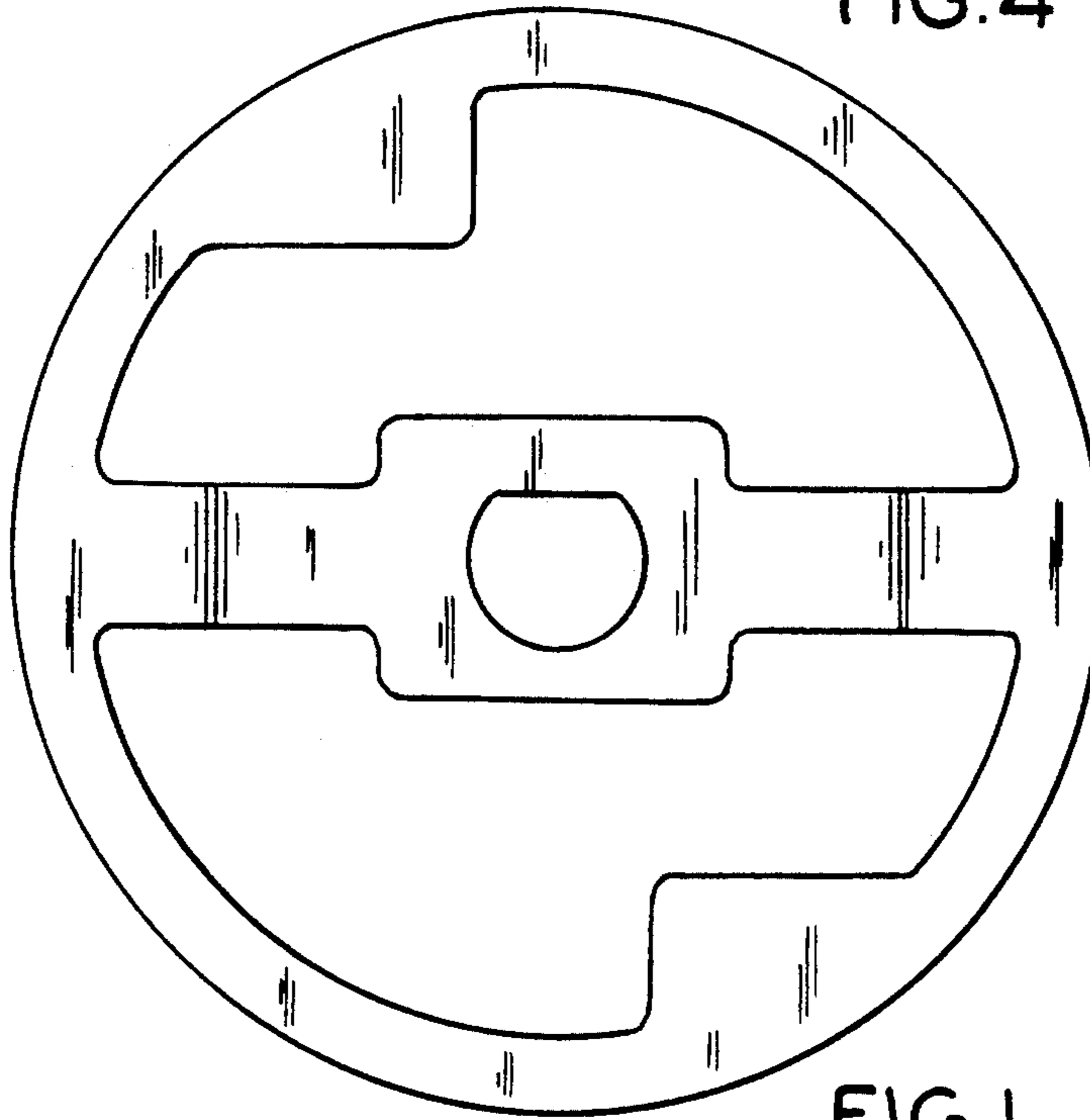


FIG. 1



FIG. 3




FIG. 5

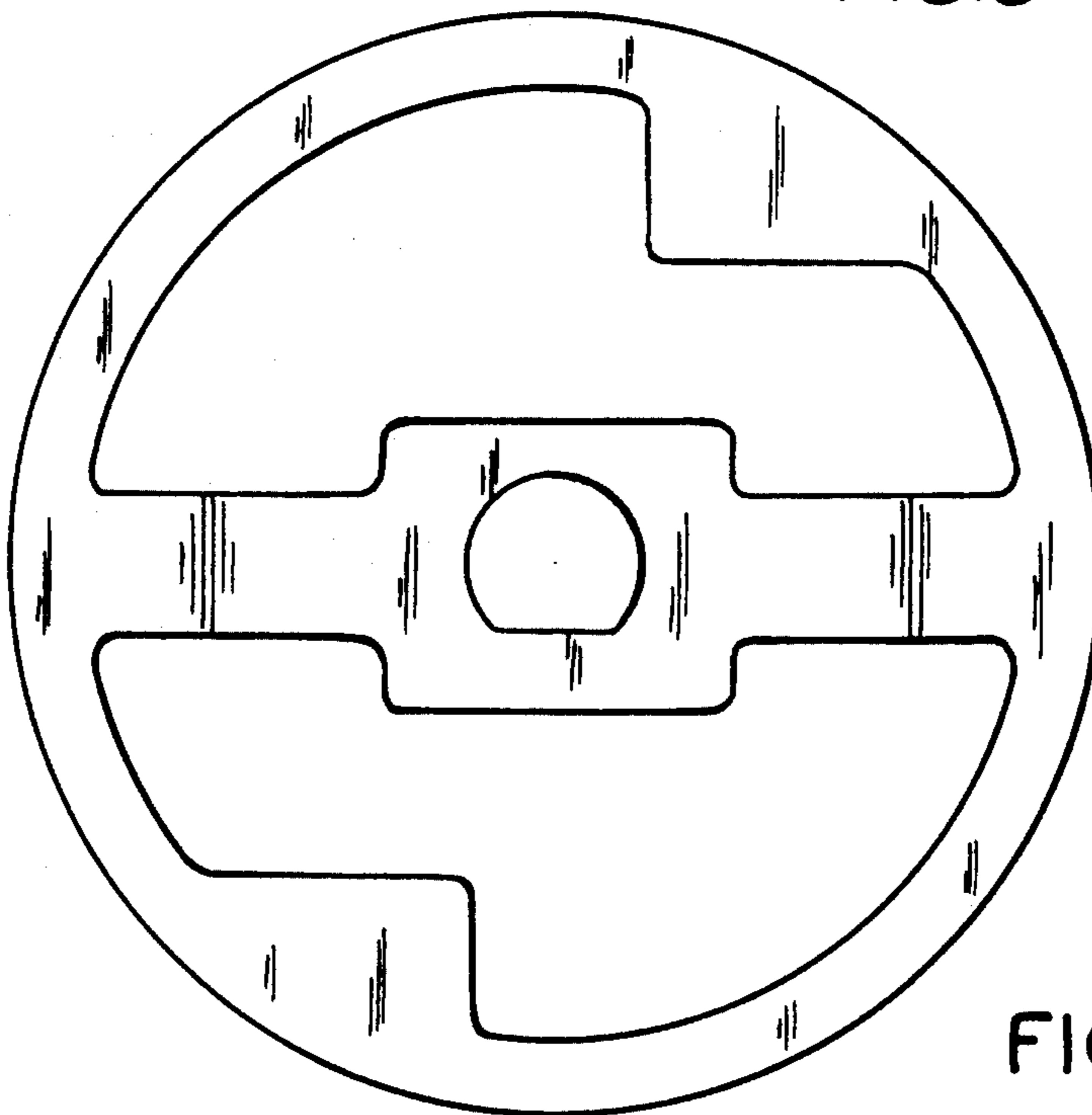


FIG. 6