



US00D336674S

United States Patent [19] Baer

[11] Patent Number: **Des. 336,674**
[45] Date of Patent: **** Jun. 22, 1993**

[54] PLAYGROUND SLIDE

[75] Inventor: **Thomas R. Baer**, Edgerton, Wis.

[73] Assignee: **Newco, Inc.**, Janesville, Wis.

[**] Term: **14 Years**

[21] Appl. No.: **740,038**

[22] Filed: **Jul. 31, 1991**

[52] U.S. Cl. **D21/244**

[58] Field of Search **D21/242-244,
D21/240; 472/116, 117**

[56] References Cited

U.S. PATENT DOCUMENTS

| | | | |
|------------|---------|------------------------|-----------|
| D. 281,985 | 12/1985 | Spirk, Jr. et al. | D21/244 X |
| D. 308,714 | 6/1990 | Schappet | D21/244 |
| D. 330,743 | 11/1992 | Mercer | D21/244 |
| 2,841,396 | 7/1958 | Foss | 472/116 |
| 4,262,900 | 4/1981 | Vinson | 472/116 X |

OTHER PUBLICATIONS

American Playground Device Co. 1945 © p. 34, Portable Slide.

Miracle Recreation Equipment Co. 1972 © p. 7, Space Slide Model 109.

Primary Examiner—Bernard Ansher

Assistant Examiner—Prabhakar Deshmukh

Attorney, Agent, or Firm—Lathrop & Clark

[57] CLAIM

The ornamental design for a playground slide, as shown and described.

DESCRIPTION

FIG. 1 is a perspective view of a playground slide showing my new design;

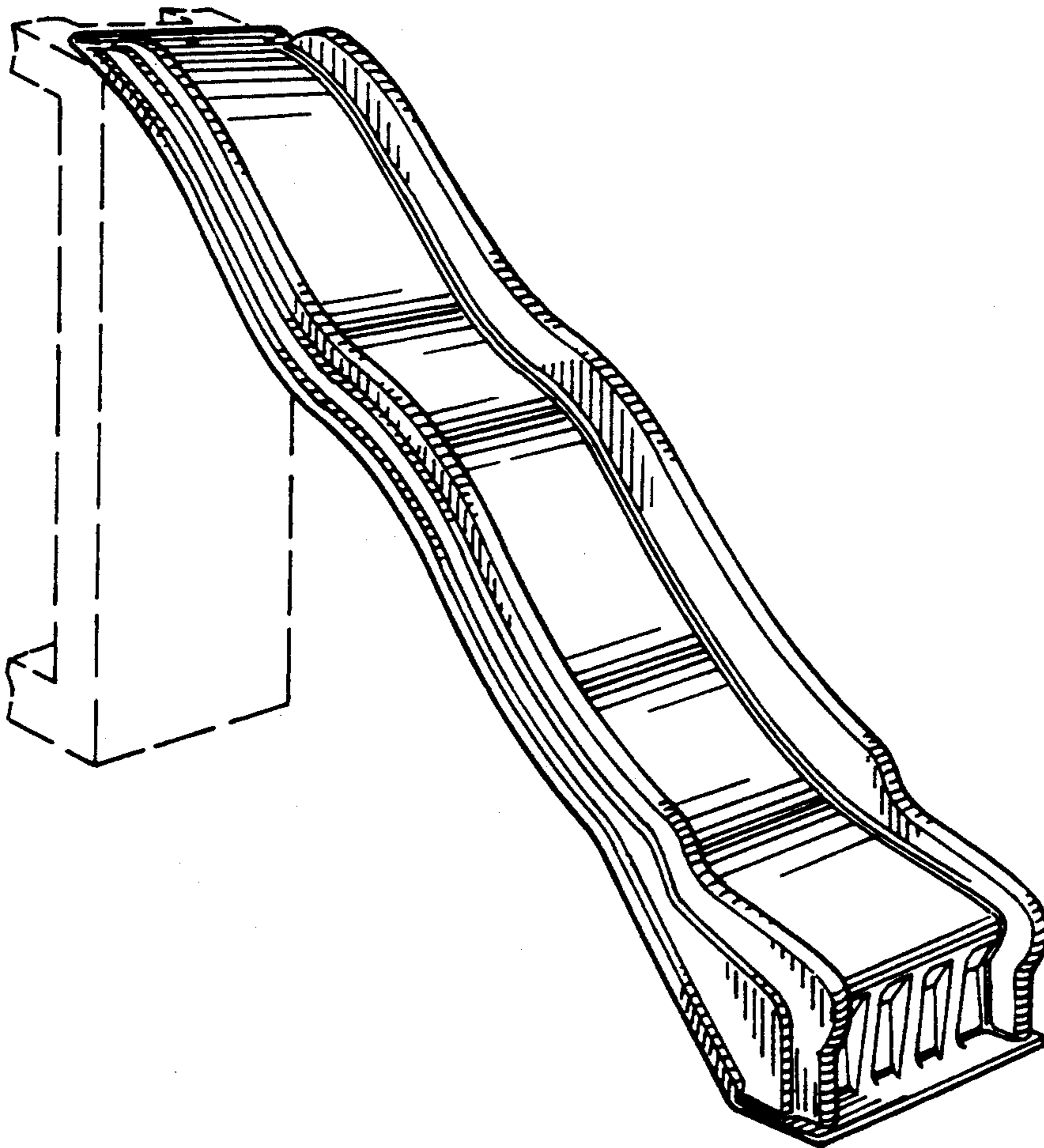
FIG. 2 is an enlarged scale top plan view thereof;

FIG. 3 is an enlarged scale left side elevational view thereof; the right side elevational view being a mirror image thereof;

FIG. 4 is a front elevational view thereof; and,

FIG. 5 is a rear elevational view thereof.

The broken line showing of a support is for illustrative purposes only and forms no part of the claim.



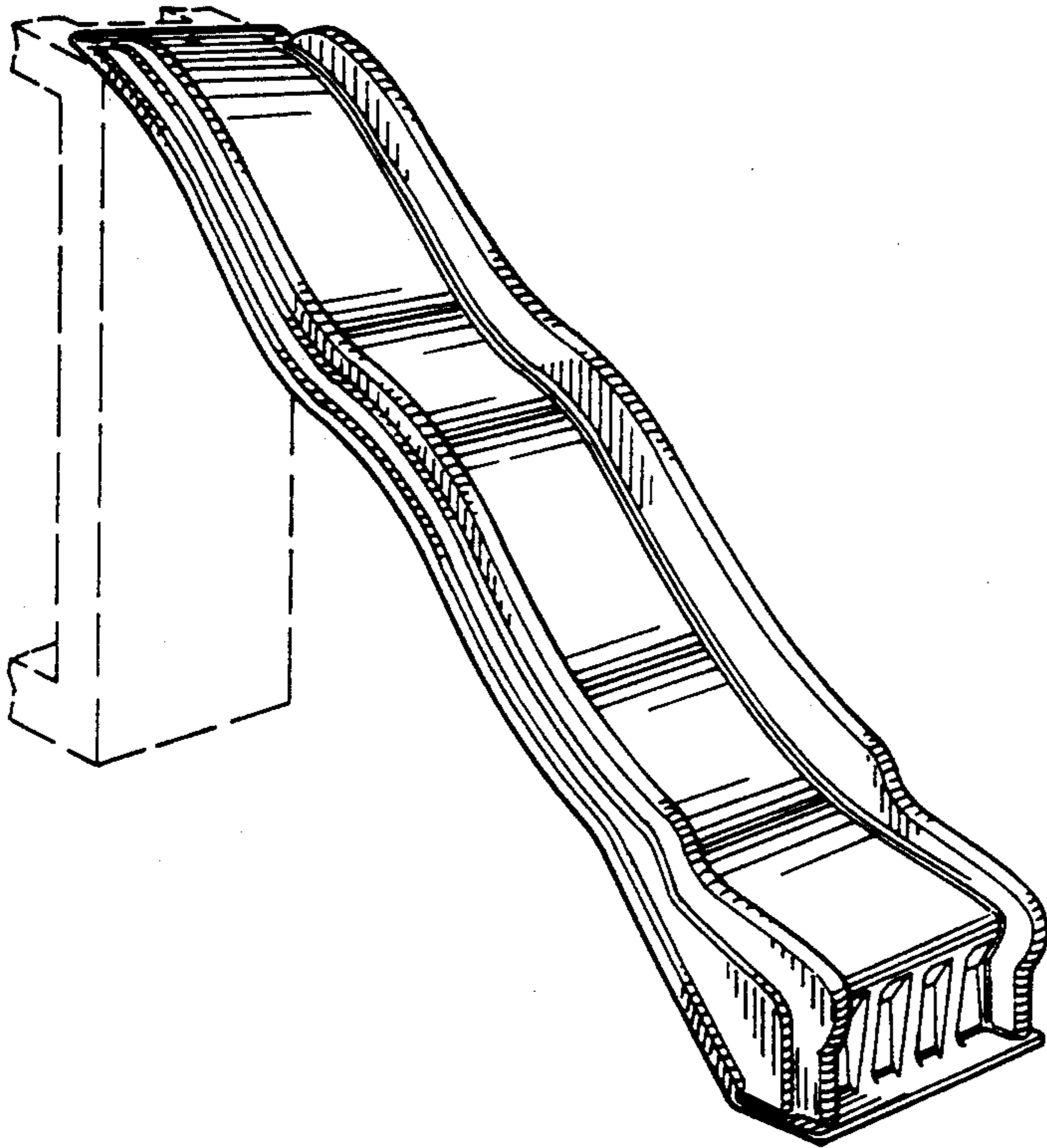


FIG. 1




FIG. 2

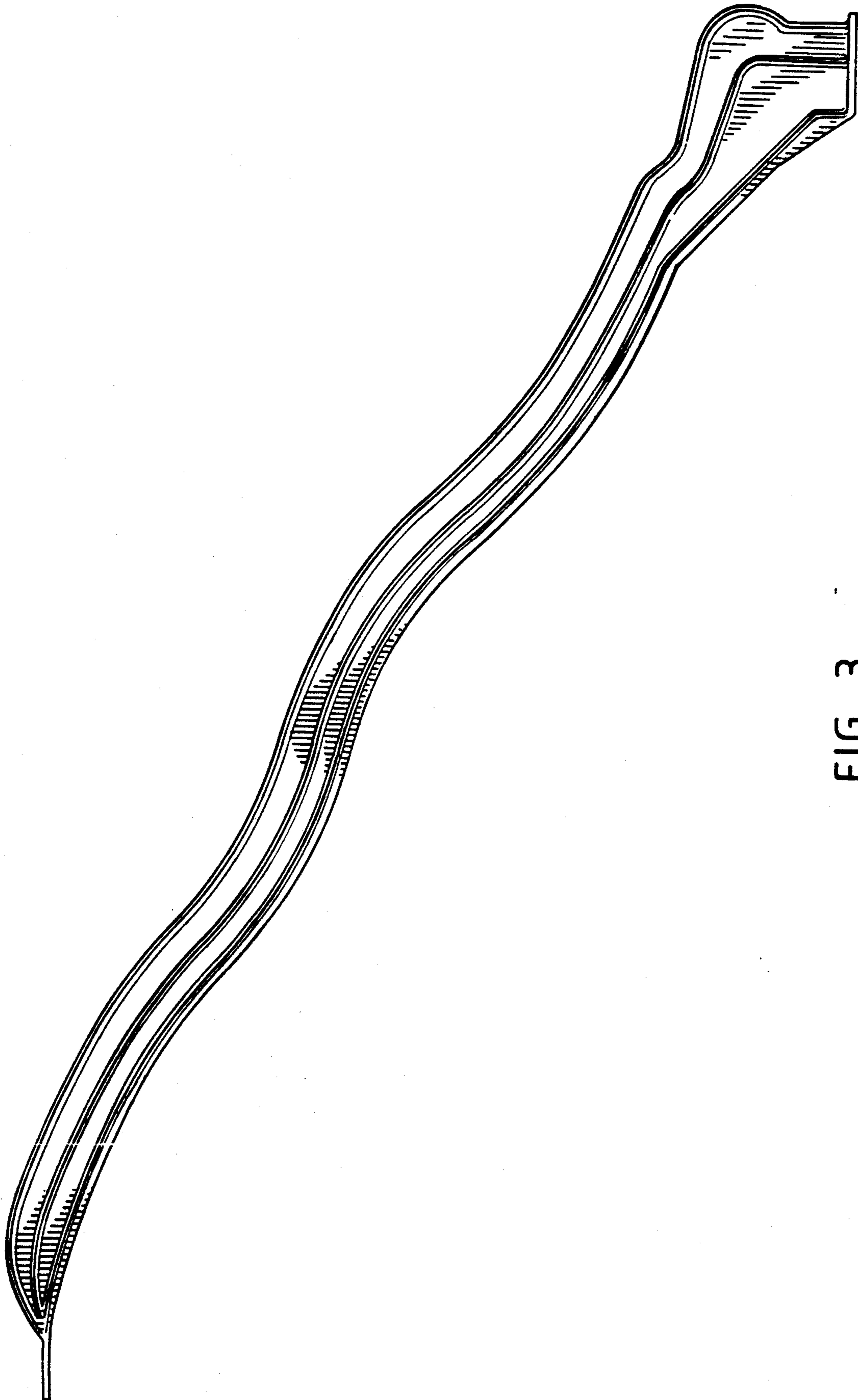


FIG. 3

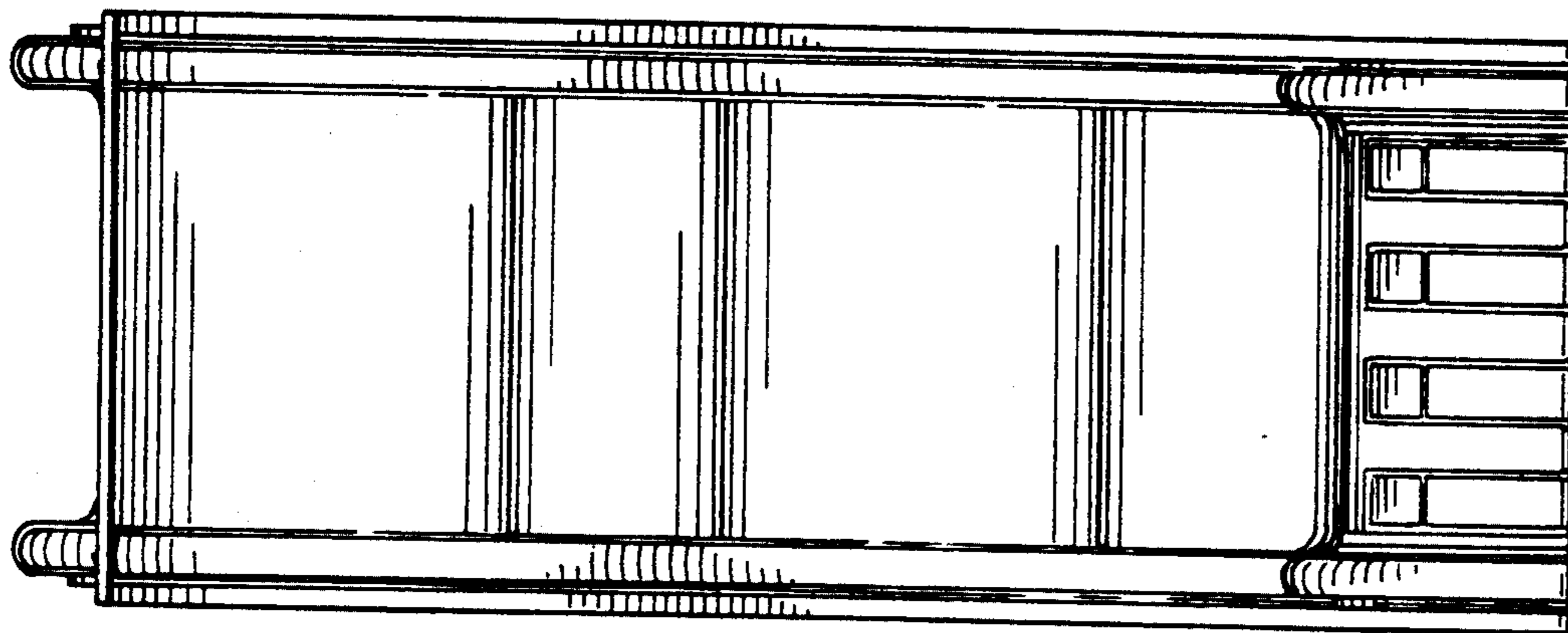


FIG. 5




FIG. 4