



US00D336662S

United States Patent [19]
Smith et al.

[11] **Patent Number: Des. 336,662**

[45] **Date of Patent: ** Jun. 22, 1993**

[54] **ILLUMINATED SIGN FOR VEHICLES**

[76] **Inventors: Linda S. Smith; Delbert W. Smith,**
both of Rte. 2, Box 232, Diana, Tex.
75640; **Marvin L. David; Shirley D.**
Hoops, both of 309 Levant, Dallas,
Tex. 75217

[**] **Term: 14 Years**

[21] **Appl. No.: 779,585**

[22] **Filed: Oct. 21, 1991**

[52] **U.S. Cl. D20/42; D26/30**

[58] **Field of Search D20/10, 35, 41, 42;**
D26/30, 31, 32; 40/584, 591, 592, 593, 606, 607,
617, 618, 624; D10/114

[56] **References Cited**

U.S. PATENT DOCUMENTS

D. 62,723	7/1923	Heckman et al.	D26/30
D. 101,499	10/1936	Lee	D26/30
D. 310,047	8/1990	Vance Sr.	D10/114
D. 314,721	2/1991	Williams, Jr. et al.	D10/114
3,800,430	4/1974	Samra	340/95 R
4,622,494	11/1986	Johnson	315/77
4,631,516	12/1986	Clinker	340/76

FOREIGN PATENT DOCUMENTS

720147 12/1954 United Kingdom .
1528591 10/1978 United Kingdom .


Primary Examiner—Wallace R. Burke
Assistant Examiner—M. Jackson
Attorney, Agent, or Firm—Timmons & Kelly

[57] **CLAIM**

The ornamental design for an illuminated sign for vehicles, as shown.

DESCRIPTION

FIG. 1 is a front elevational view of an illuminated sign for vehicles showing our new design, with the broken line showing for illustrative purposes only and forming no part of the claimed design;
FIG. 2 is a rear elevation of the illuminated sign for vehicles;
FIG. 3 is a right side elevation of the illuminated sign for vehicles;
FIG. 4 is a left side elevation of the illuminated sign for vehicles;
FIG. 5 is a top plan view of the illuminated sign for vehicles; and,
FIG. 6 is a bottom plan view of the illuminated sign for vehicles.



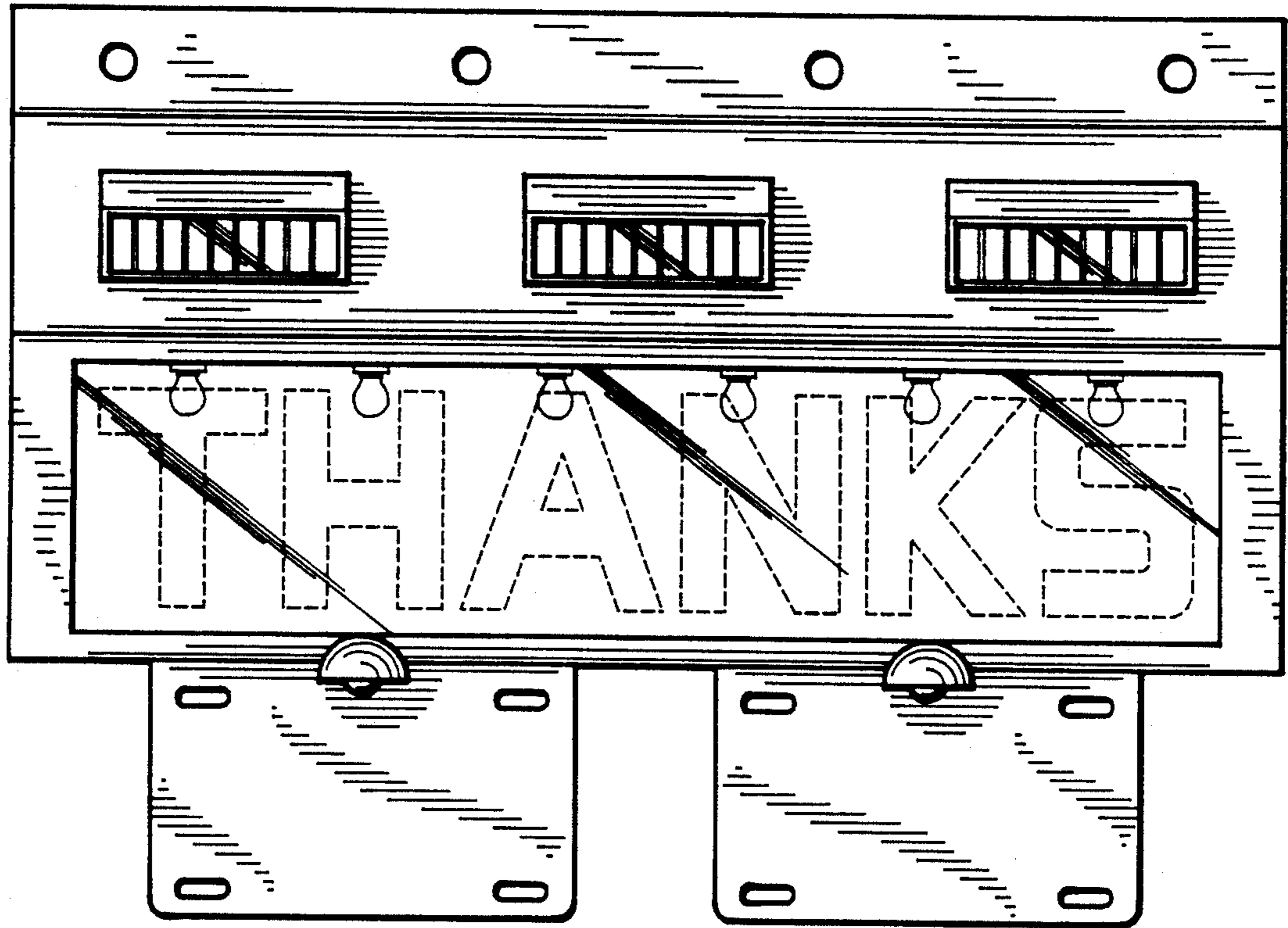


Fig. 1




Fig. 5

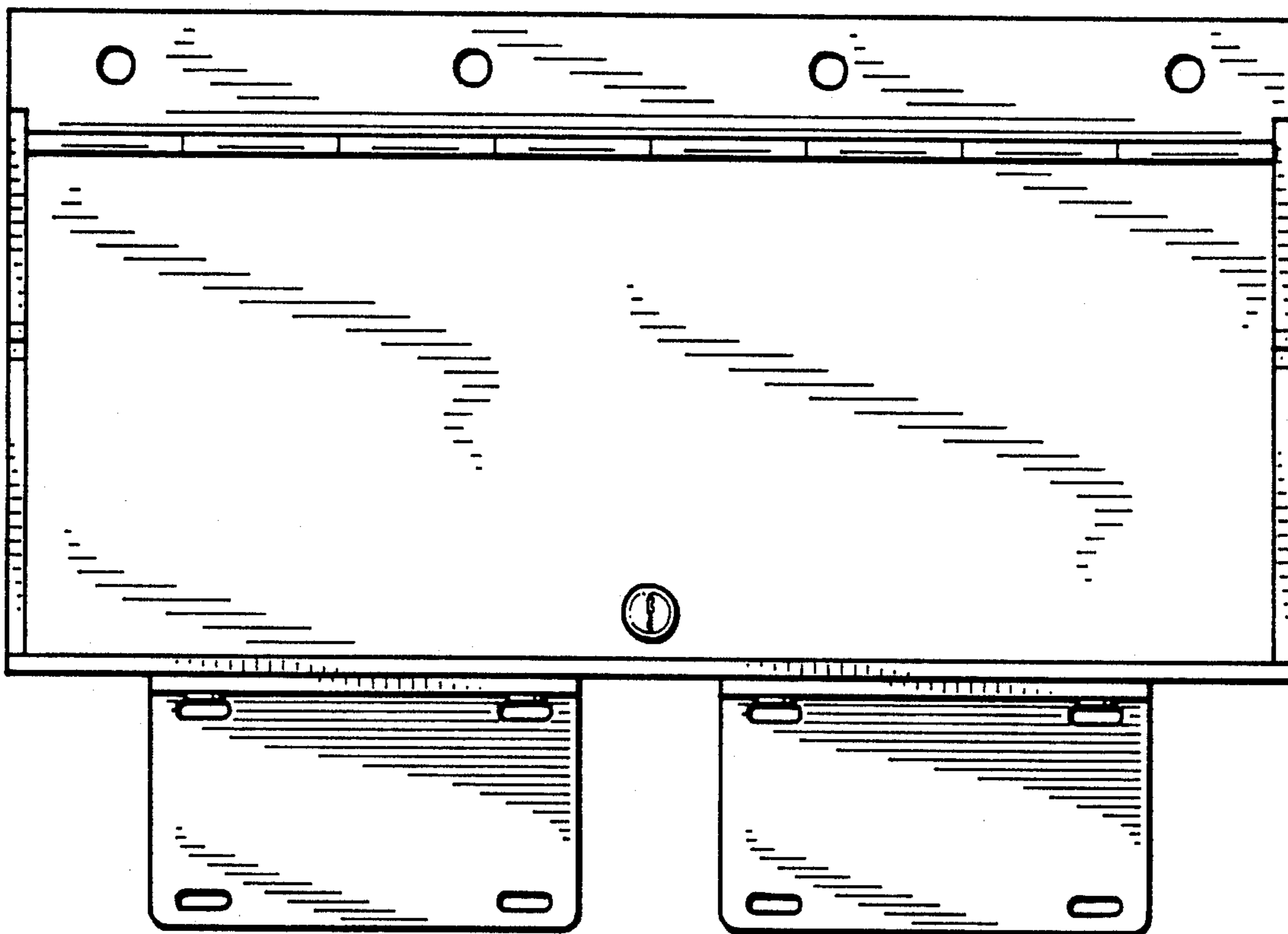


Fig. 2




Fig. 6

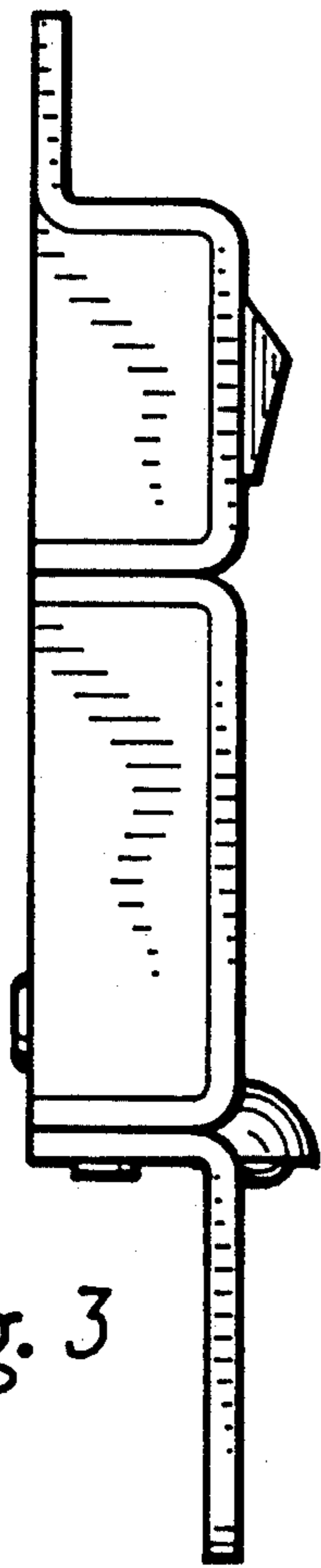


Fig. 3

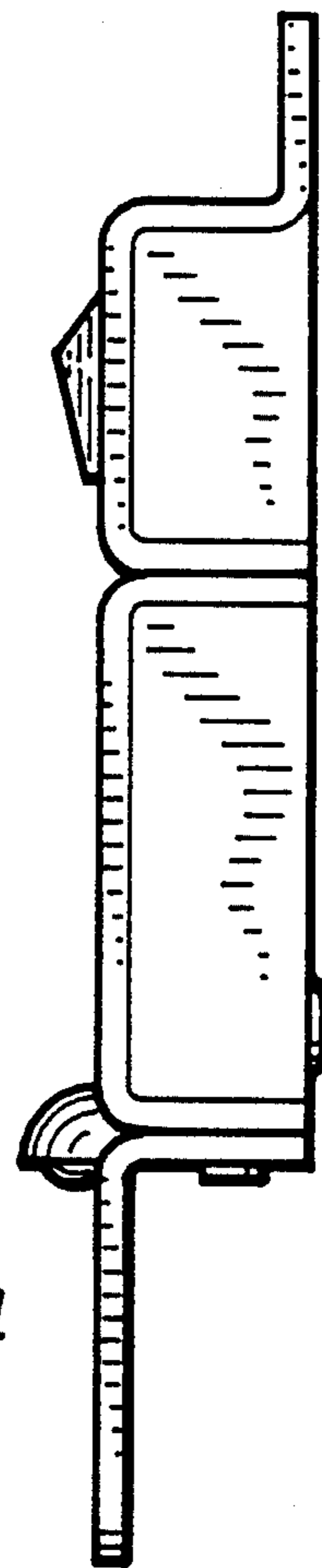


Fig. 4