



US00D336625S

United States Patent [19]

Mitchell

[11] Patent Number: **Des. 336,625**

[45] Date of Patent: **** Jun. 22, 1993**

[54] **LAND VEHICLE PULLED CARRYING SLED**

4,725,067 2/1988 Lundy 280/204
5,090,714 2/1992 Seekins et al. 280/19

[76] Inventor: **Larry N. Mitchell**, 15545 Old
Newport, Baton Rouge, La. 70817

FOREIGN PATENT DOCUMENTS

782643 3/1935 France .

[**] Term: **14 Years**

Primary Examiner—Wallace R. Burke
Assistant Examiner—Melody Brown
Attorney, Agent, or Firm—Terry M. Gernstein

[21] Appl. No.: **788,726**

[22] Filed: **Nov. 6, 1991**

[52] U.S. Cl. **D12/6**

[57] CLAIM

[58] Field of Search D12/11, 6;
D23/397-398, 399; 280/12.1, 15, 18, 19

The ornamental design for a land vehicle pulled carrying sled, as shown and described.

[56] References Cited

DESCRIPTION

U.S. PATENT DOCUMENTS

| | | | | |
|------------|---------|-----------|-------|---------|
| D. 247,417 | 3/1978 | Smith | | D23/398 |
| D. 273,286 | 4/1984 | Jacobsen | | D12/6 |
| D. 304,074 | 10/1989 | Moroney | | D23/398 |
| D. 311,953 | 11/1990 | Martinson | | D23/398 |
| 3,830,218 | 8/1974 | Shelton | | D23/398 |
| 4,132,427 | 1/1979 | McGee | | 280/19 |
| 4,549,743 | 10/1985 | Shimon | | 280/63 |
| 4,679,807 | 7/1987 | Raybon | | 280/204 |

FIG. 1 is a perspective view of the land vehicle pulled carrying sled embodying the design of the present invention;

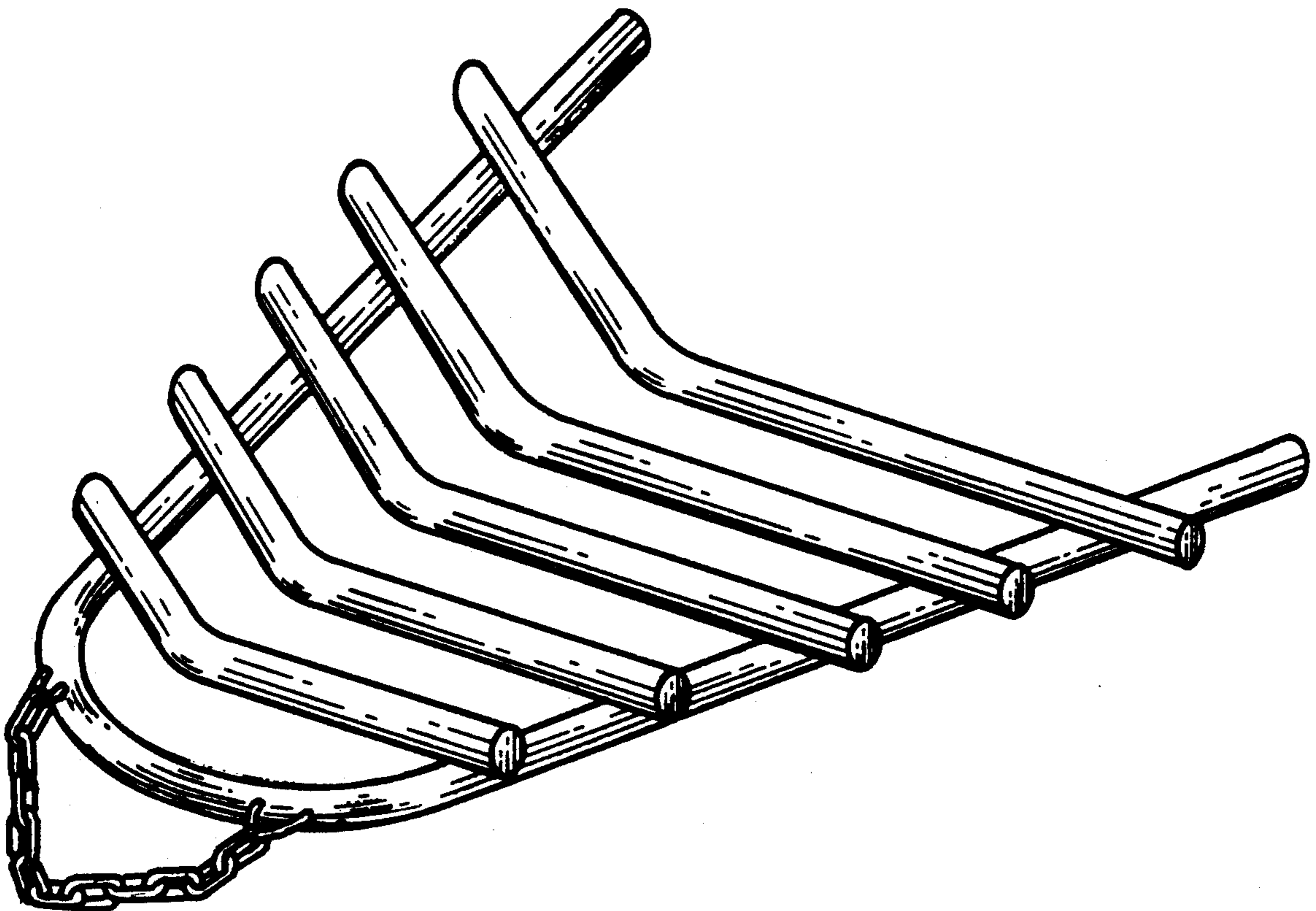
FIG. 2 is a front elevational view thereof;

FIG. 3 is a rear elevational view thereof;

FIG. 4 is a side elevational view thereof, the side opposite being a mirror image of the side shown in FIG. 4;

FIG. 5 is a top plan view thereof; and,

FIG. 6 is a bottom view thereof.



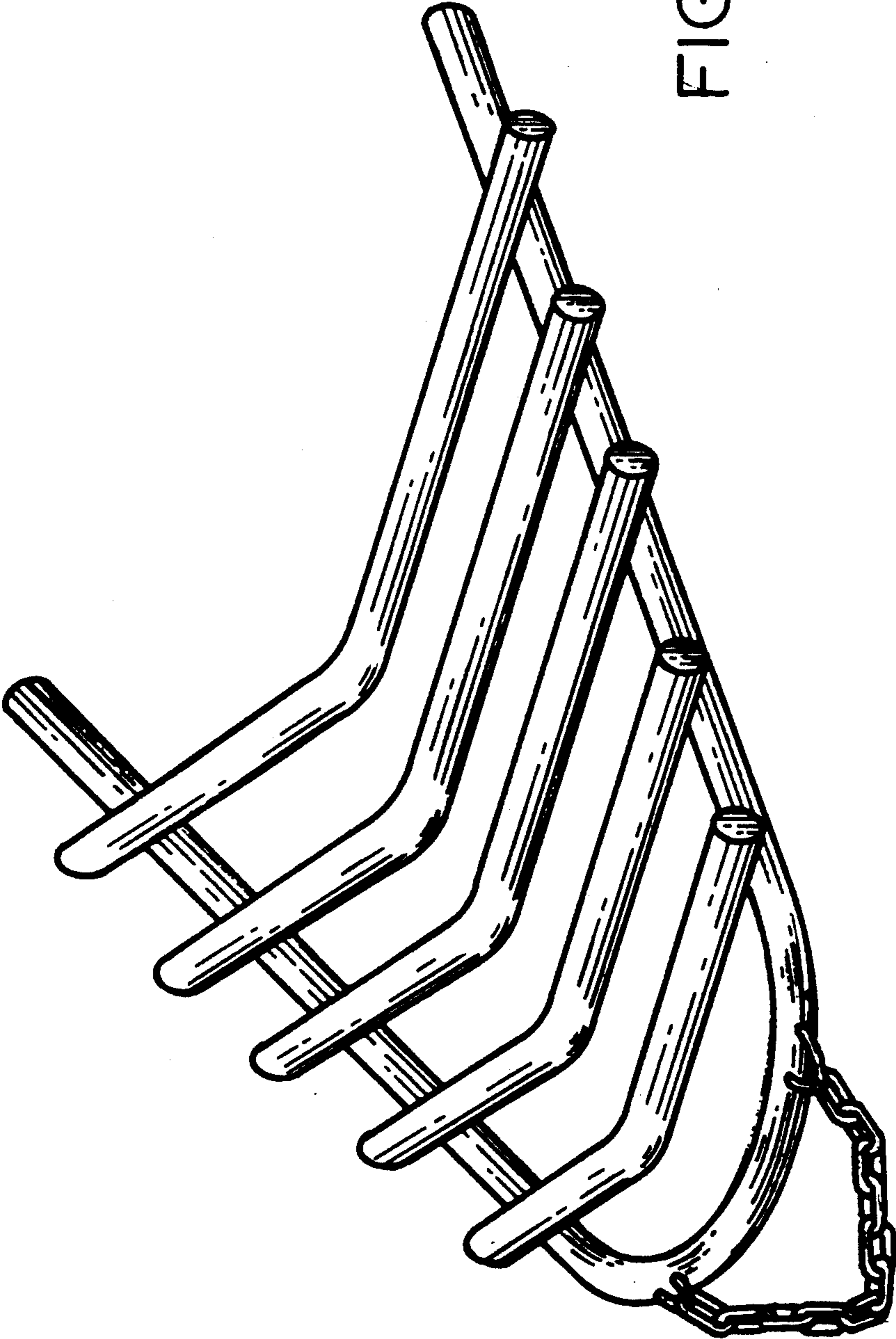


FIG.1

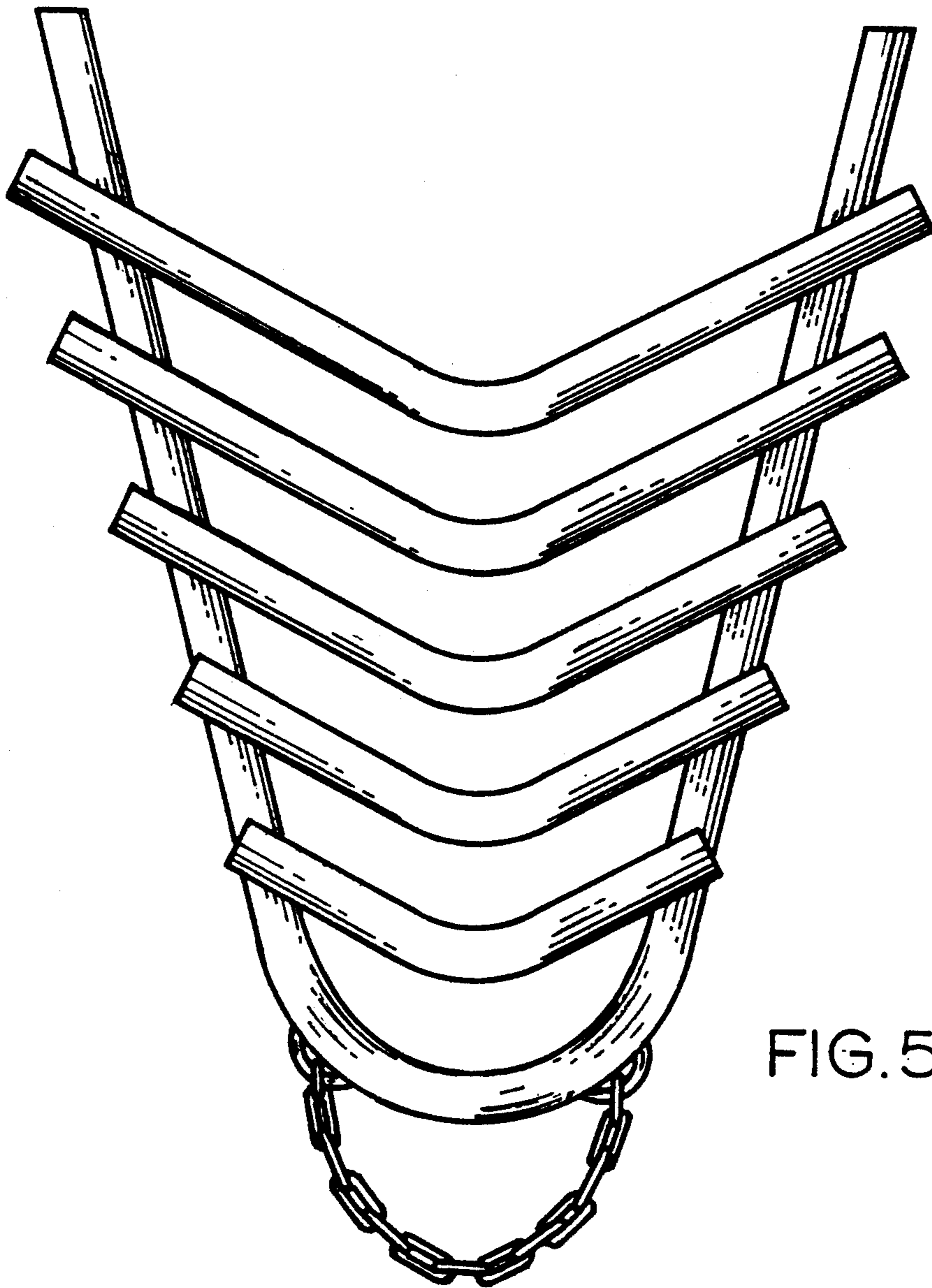


FIG. 5




FIG. 2



FIG. 4




FIG. 3




FIG. 6