



US00D336623S

# United States Patent [19] Culbertson

[11] Patent Number: Des. 336,623

[45] Date of Patent: \*\* Jun. 22, 1993

## [54] TROPHY MOUNT

[76] Inventor: Steven Culbertson, 4835 Old Bainbridge Rd., Tallahassee, Fla. 32303

[\*\*] Term: 14 Years

[21] Appl. No.: 719,568

[22] Filed: Jun. 24, 1991

[52] U.S. Cl. .... D11/132; D11/133

[58] Field of Search .... D11/131-133, D11/164; D22/115; 428/913.3; 40/160; 20/15

## [56] References Cited

### U.S. PATENT DOCUMENTS

D. 070,322	6/1926	Glossbrenner	.....	D20/15
D. 172,196	5/1954	Roper	.....	D22/115
2,354,622	7/1944	Swartz	.....	40/160
4,464,440	8/1984	Dotzman	.....	428/913.3 X
4,717,626	1/1988	Bodger	.....	428/913.3 X
5,015,532	5/1991	Knight	.....	428/913.3 X

## OTHER PUBLICATIONS

Rocks and Minerals; 1957; p. 130; Arrowhead.

Primary Examiner—Bernard Ansher

Assistant Examiner—Dominic Simone

Attorney, Agent, or Firm—Richard C. Litman

## [57] CLAIM

The ornamental design for a trophy mount, as shown and described.

## DESCRIPTION

FIG. 1 is a front and right side environmental perspective view of a trophy mount showing my new design, the portion of the figure shown in broken lines representing a game animal trophy and forming no part of the claimed design;

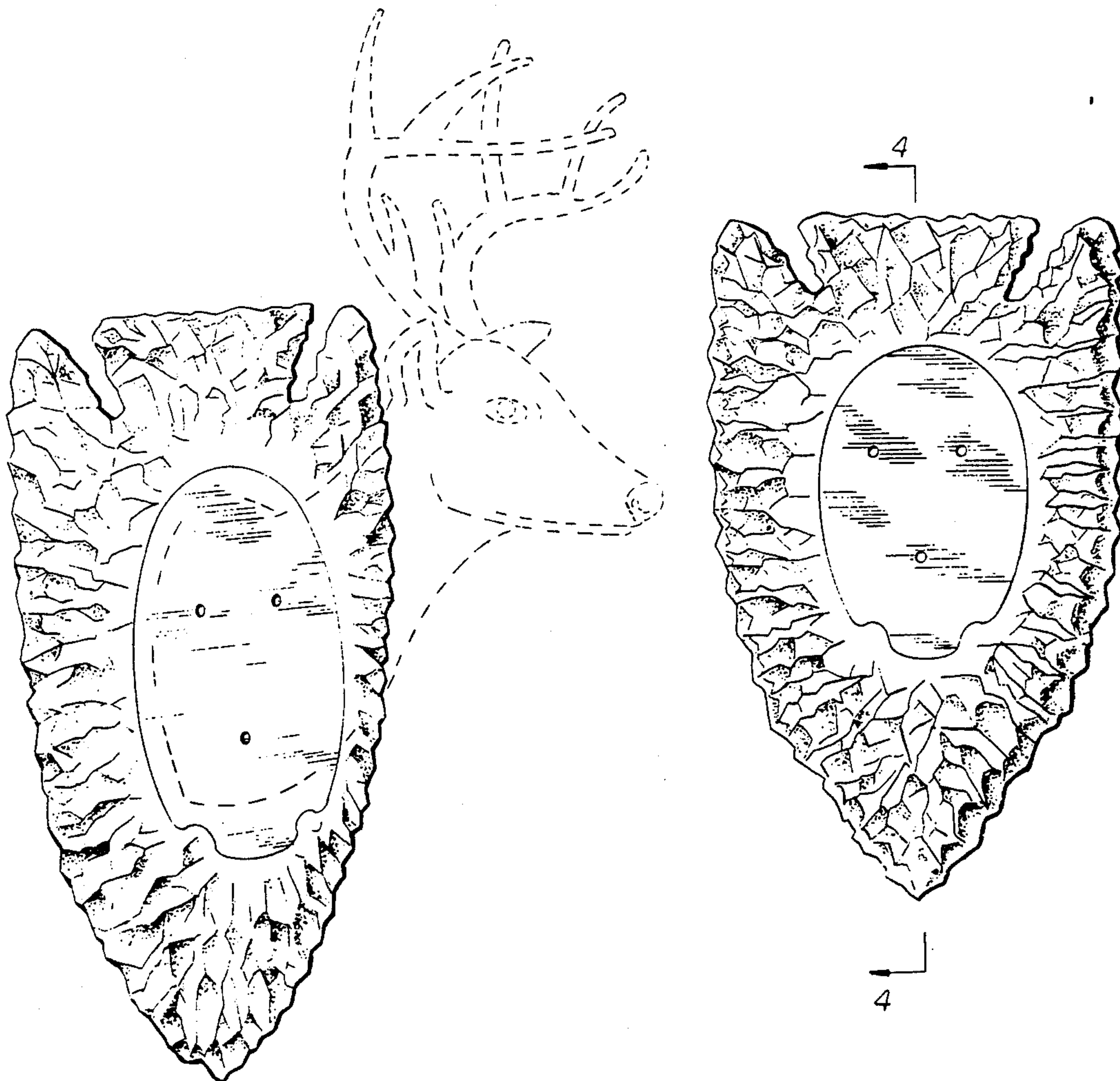
FIG. 2 is a front elevational view thereof;

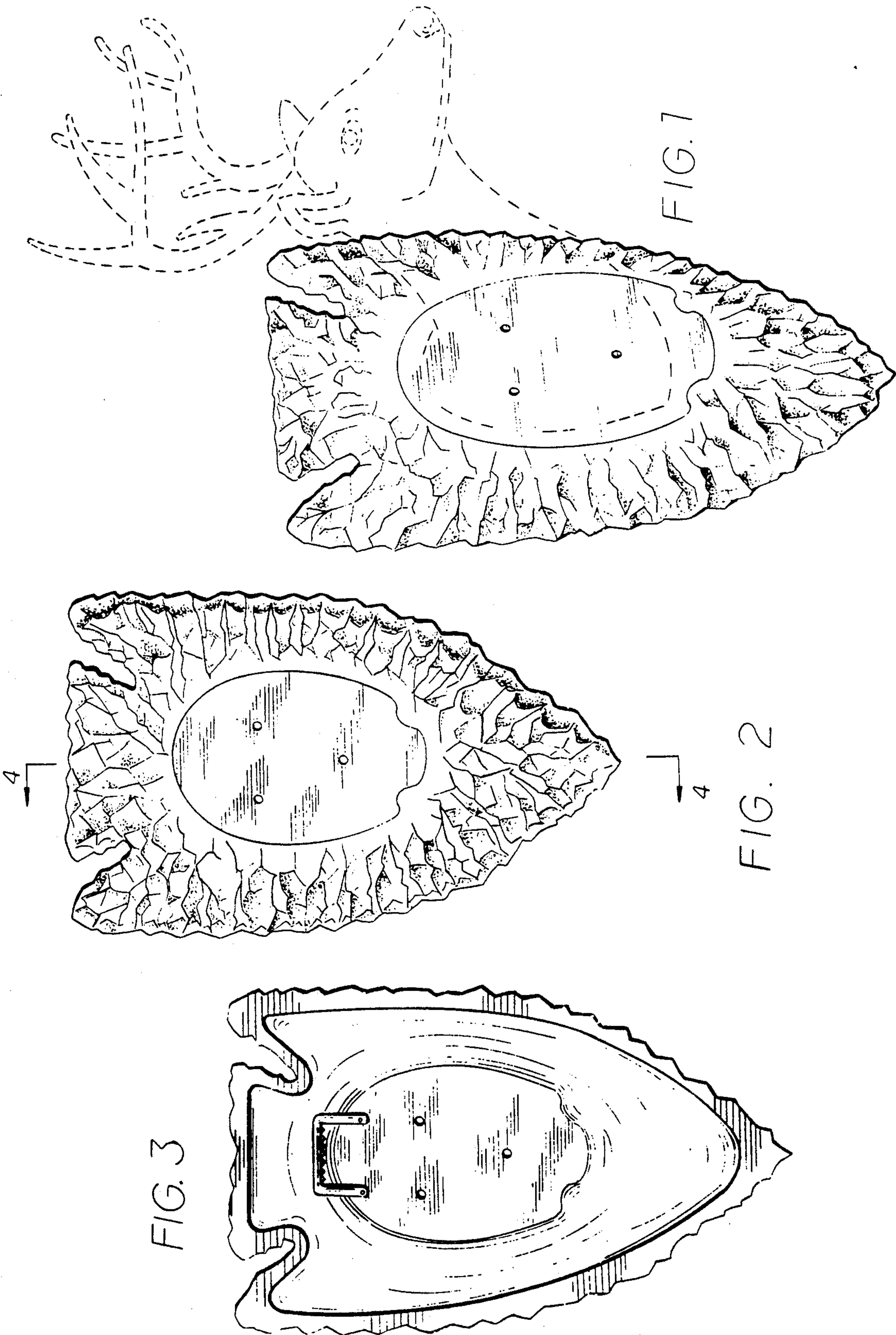
FIG. 3 is a rear elevational view thereof;

FIG. 4 is a cross sectional view thereof along lines 4—4 of FIG. 2;

FIG. 5 is a top plan view thereof; and,

FIG. 6 is a bottom plan view thereof.





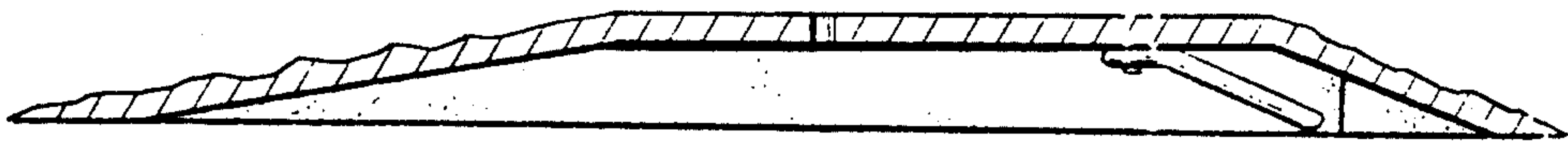


FIG. 4



FIG. 5



FIG. 6