



US00D336611S

# United States Patent [19]

[11] Patent Number: **Des. 336,611**

Anderson

[45] Date of Patent: **\*\* Jun. 22, 1993**

[54] **TABLET CASE**

[75] Inventor: **Gregor J. M. Anderson**, Herts, Great Britain

[73] Assignee: **Glaxo Group Limited**, Greenford, Great Britain

[\*\*] Term: **14 Years**

[21] Appl. No.: **784,815**

[22] Filed: **Oct. 29, 1991**

[30] **Foreign Application Priority Data**

Apr. 30, 1991 [GB] United Kingdom ..... 2014464

[52] U.S. Cl. .... **D9/415**

[58] Field of Search ..... D9/415, 418, 346, 305, D9/306, 414; 206/461-471, 528, 529, 540, 828, 45.13, 45.28, 45.31, 551, 312, 484; 229/87.06, 87.18, 4.5

[56] **References Cited**

**U.S. PATENT DOCUMENTS**

- D. 259,445 6/1981 Clarke ..... D3/61
- D. 264,815 6/1982 Lincoln ..... D9/415

- D. 315,301 3/1991 Carpenter ..... D9/414
- D. 326,957 6/1992 Gebert ..... D3/61
- 2,195,042 3/1940 Wishinsky ..... D3/62 X
- 3,427,834 2/1969 Tutino ..... D3/61 X
- 3,502,487 3/1970 Byrd ..... D9/305 X
- 3,585,982 6/1971 Hollinshead ..... D9/415 X
- 4,243,144 6/1981 Margulies ..... 206/820 X
- 4,896,027 1/1990 Drexler ..... 206/461 X
- 4,917,675 4/1990 Taylor et al. .... 206/440 X

*Primary Examiner*—Bernard Ansher  
*Assistant Examiner*—Prabhakar Deshmukh  
*Attorney, Agent, or Firm*—Darby & Darby

[57] **CLAIM**

The ornamental design for a tablet case, as shown and described.

**DESCRIPTION**

FIG. 1 is a perspective view, as viewed from the left front, of a tablet case showing my new design; FIG. 2 is a right side elevational view, the left side elevational view being a mirror image thereof; FIG. 3 is a rear elevational view thereof; FIG. 4 is a top plan view thereof; and, FIG. 5 is a bottom plan view thereof.

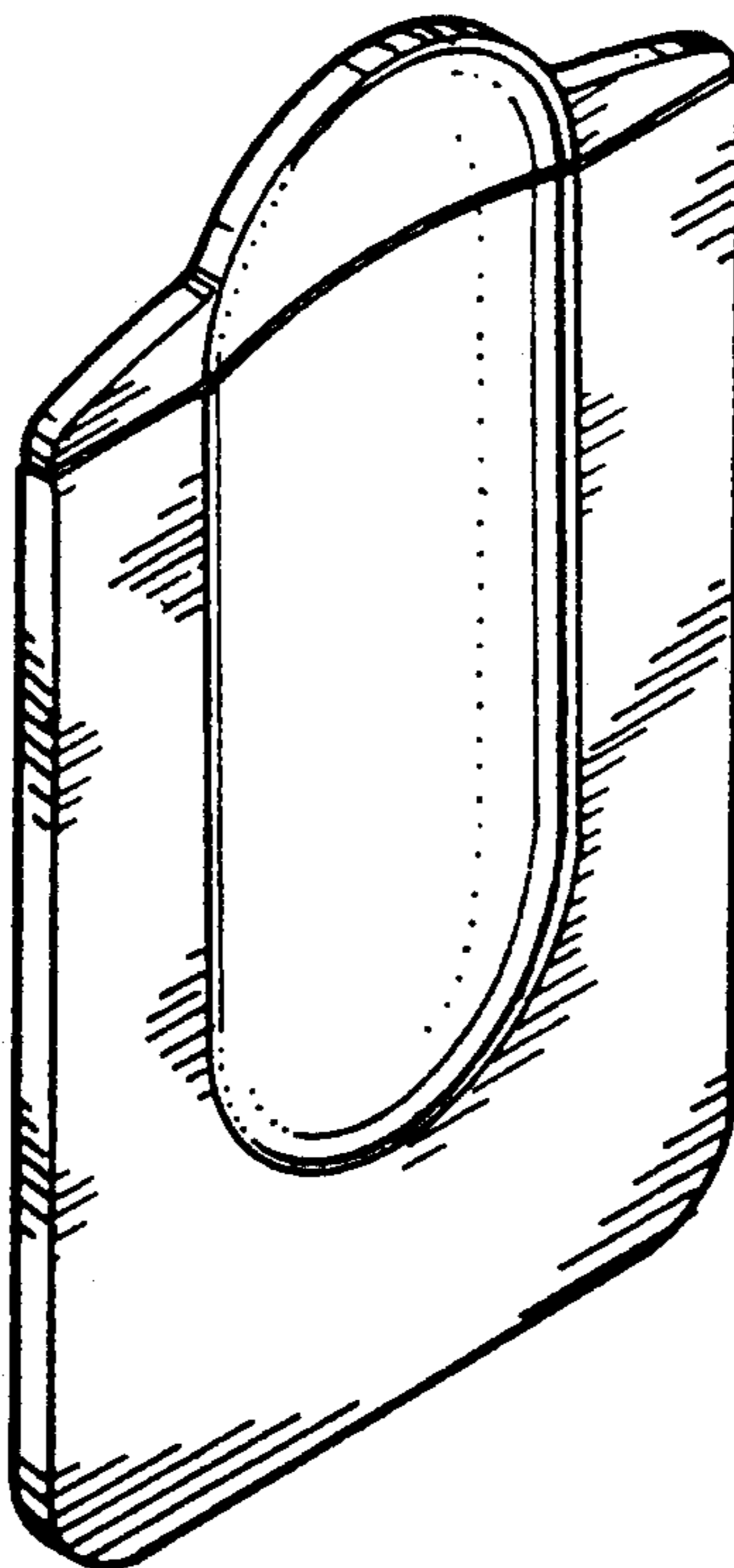


FIG. 1

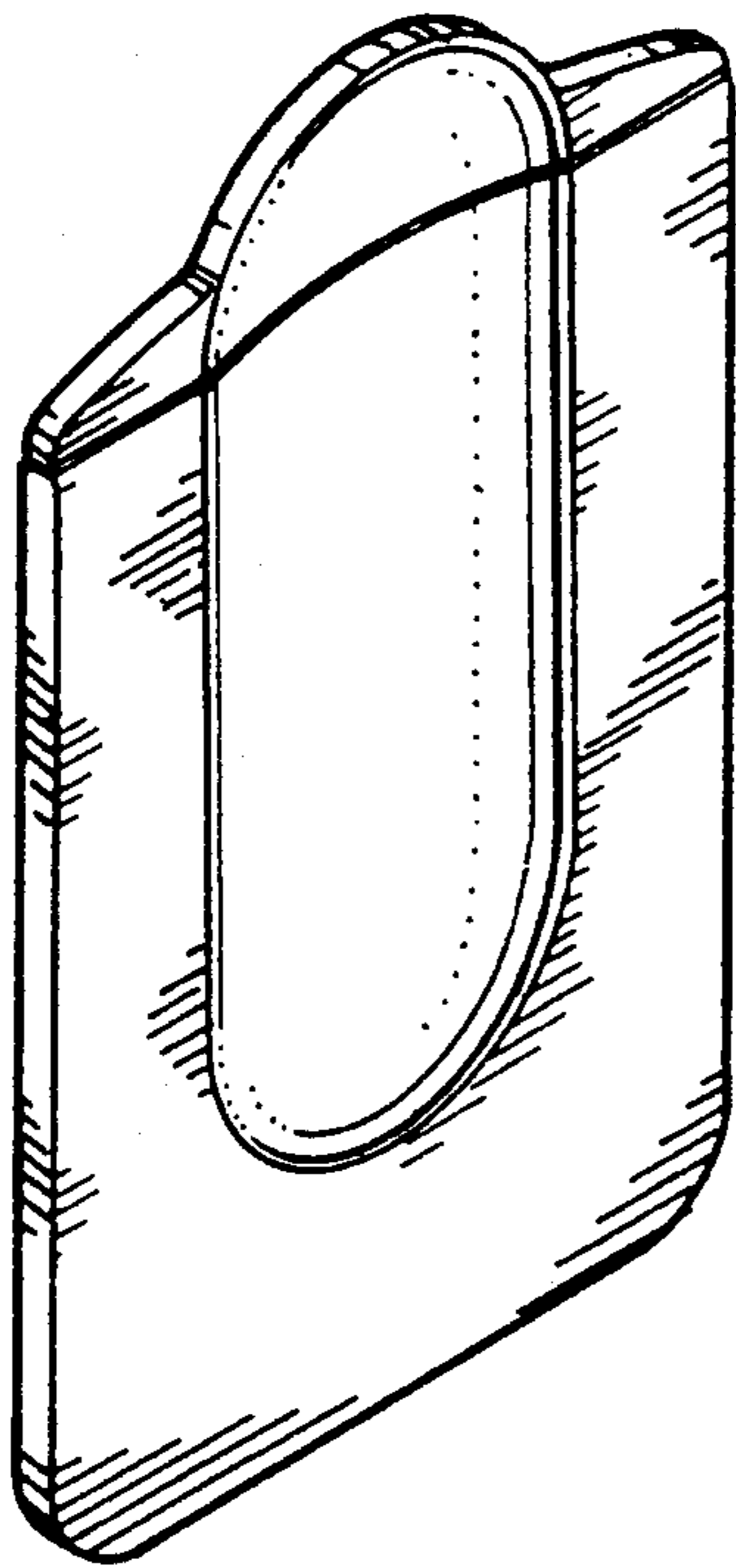


FIG. 2



FIG. 3

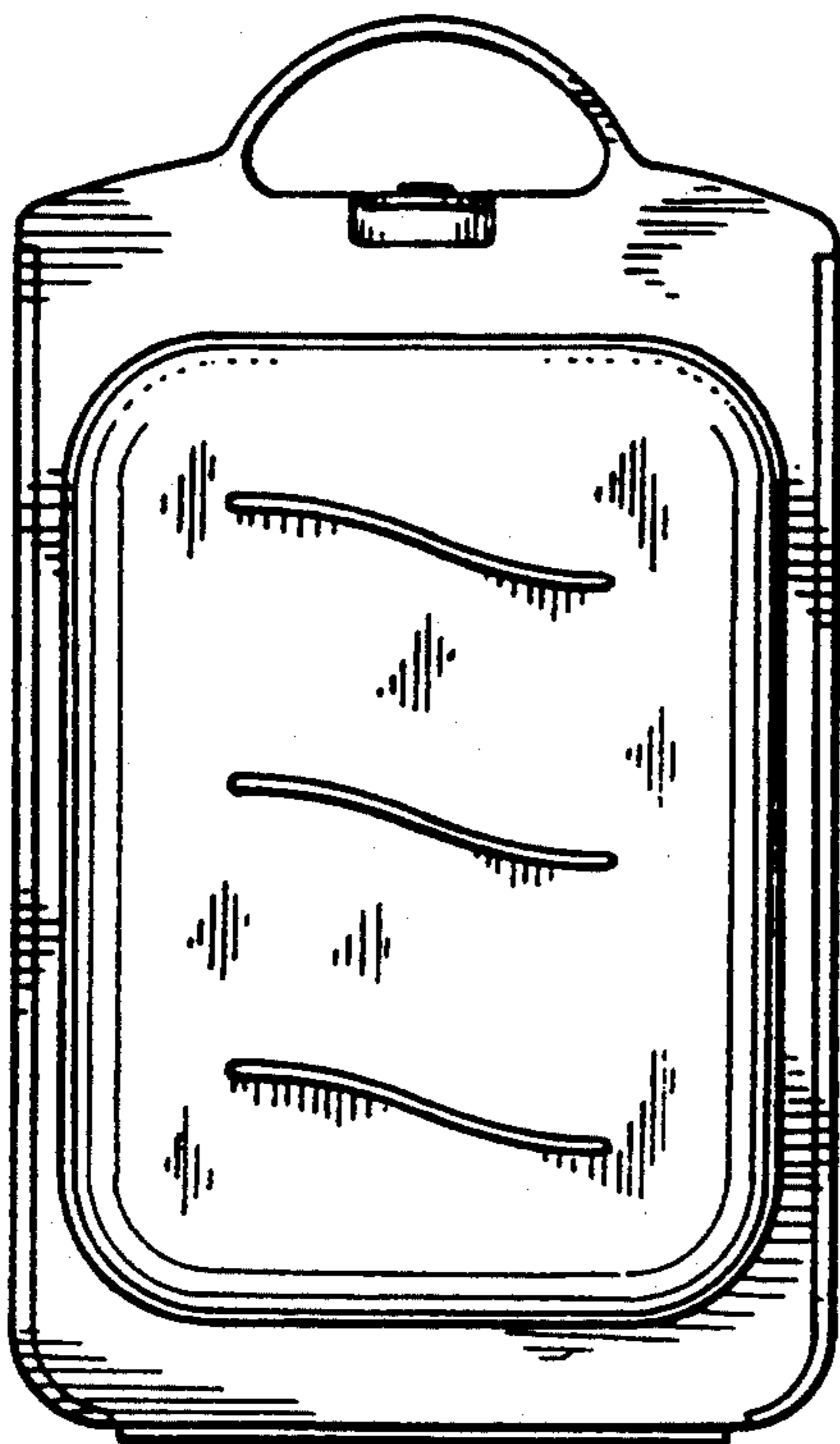


FIG. 4



FIG. 5

