



US00D336602S

United States Patent [19]

[11] Patent Number: Des. 336,602

Thompson et al.

[45] Date of Patent: ** Jun. 22, 1993

[54] FOLDING KNIFE

[75] Inventors: Lynn C. Thompson, 2747 Seahorse, Ventura, Calif. 93001; Denis Lemaire, Boucherville, Canada

[73] Assignee: Lynn C. Thompson, Ventura, Calif.

[**] Term: 14 Years

[21] Appl. No.: 656,631

[22] Filed: Feb. 19, 1991

[52] U.S. Cl. D8/99

[58] Field of Search D8/98, 99, 100; D22/118; 30/151, 152, 153, 154, 155, 157, 156, 158, 159, 160, 161

[56] References Cited

U.S. PATENT DOCUMENTS

D. 148,049	12/1947	Caldwell	D8/99
D. 288,898	3/1987	Osterhout	D8/99
D. 299,413	1/1989	DeCarolis	D8/99
D. 305,609	1/1990	Tsuji	D8/99
1,358,097	11/1920	Neft	30/153
1,370,995	3/1921	Prince	30/151
2,507,019	5/1950	Johnson	30/151

OTHER PUBLICATIONS

Abitare Publication, Dec. 1983, p. 56, Multi-purpose Knife.

Premium Practice and Business Promotion, Sep. 1949, p. 48, The Christy Knife.
The Edge Company Cat., 1989, p. 3, Full Auto Knives.

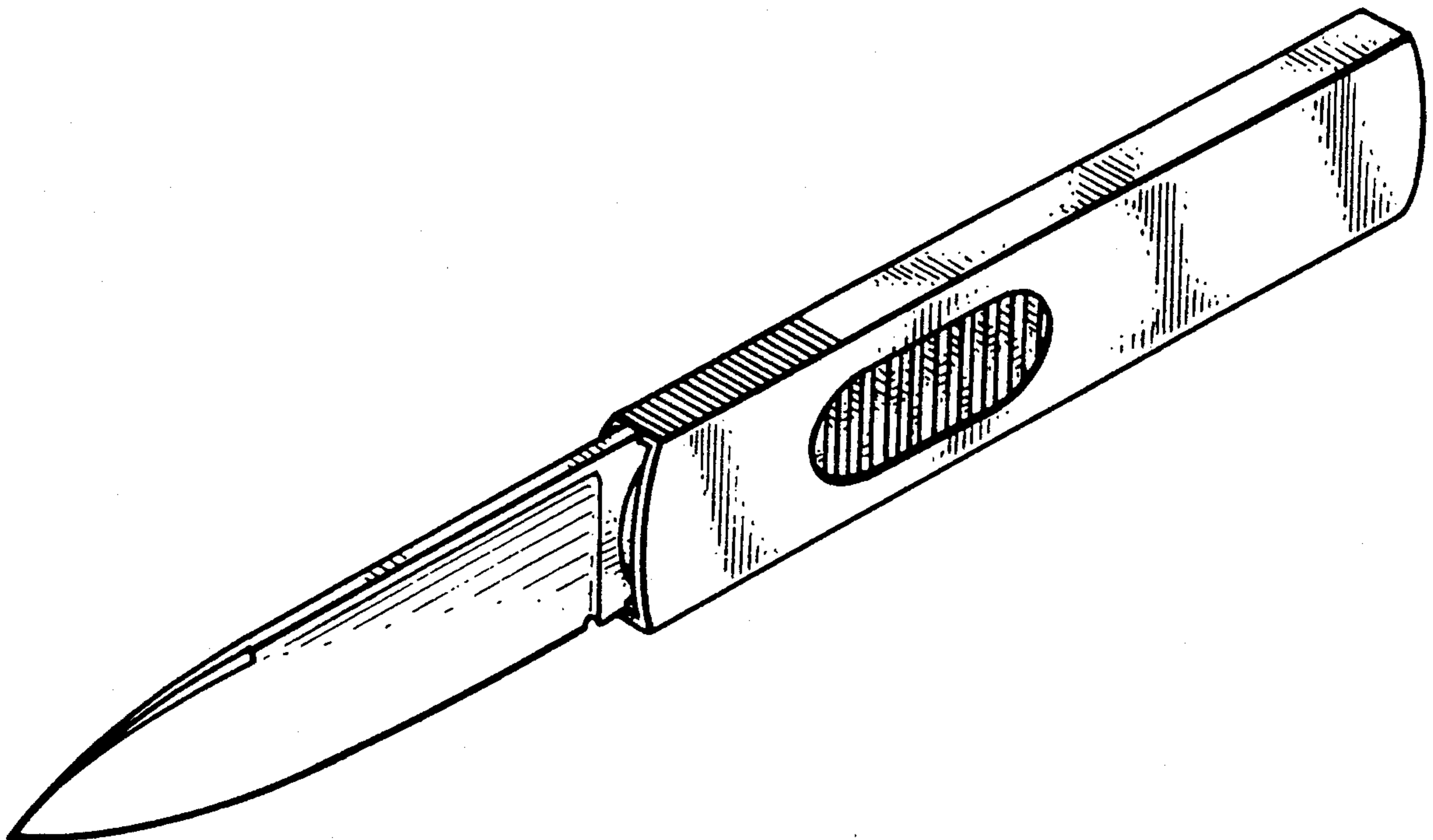
Primary Examiner—Bernard Ansher
Assistant Examiner—P. Hyder
Attorney, Agent, or Firm—Marvin E. Jacobs

[57] CLAIM

The ornamental design for a folding knife, as shown and described.

DESCRIPTION

FIG. 1 is a perspective view of a folding knife showing our new design; illustrated with the blade in a closed position;
FIG. 2 is a front elevational view thereof;
FIG. 3 is a right side elevational view thereof;
FIG. 4 is a rear view thereof;
FIG. 5 is a left side elevational view thereof;
FIG. 6 is a top plan view thereof;
FIG. 7 is a bottom plan view thereof;
FIG. 8 is a perspective view thereof, illustrated with the blade in an extended position;
FIG. 9 is a front elevational view of FIG. 8;
FIG. 10 is a right side elevational view of FIG. 8;
FIG. 11 is a rear elevational view of FIG. 8;
FIG. 12 is a left side elevational view of FIG. 8;
FIG. 13 is a top plan view of FIG. 8; and,
FIG. 14 is a bottom plan view of FIG. 8.



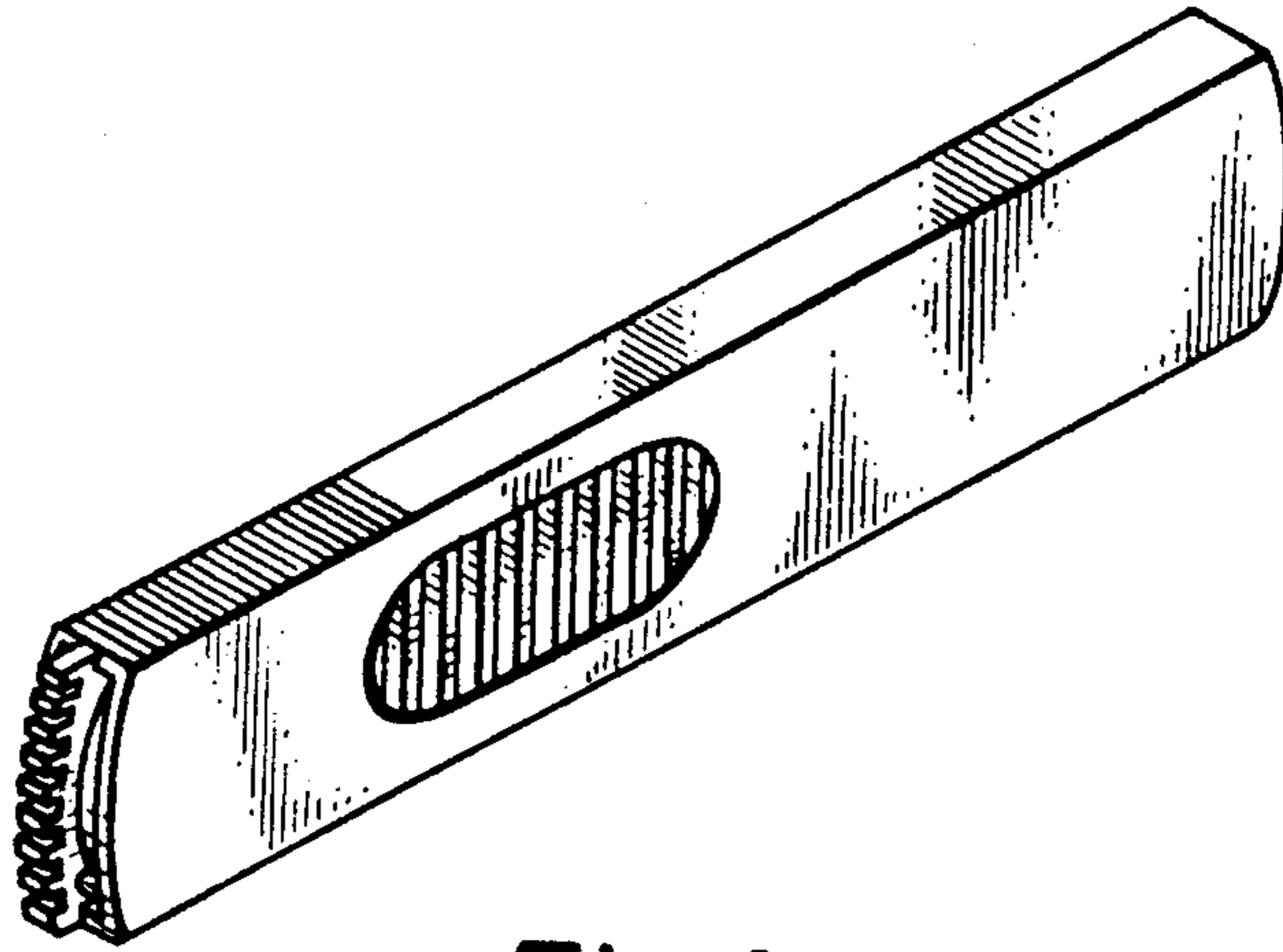


Fig. 1.



Fig. 2.



Fig. 4.

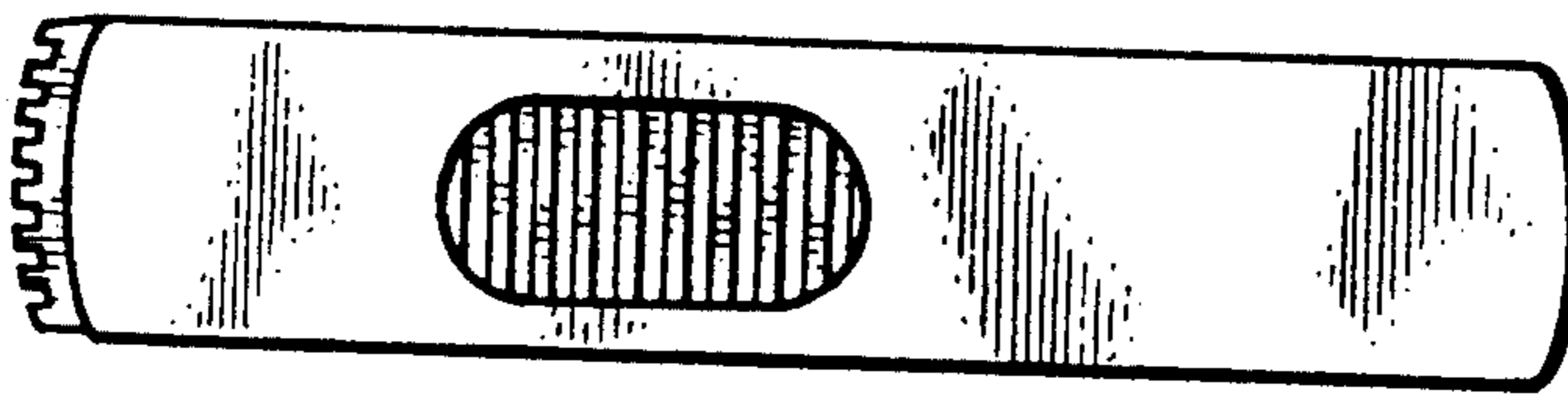


Fig. 3.




Fig. 5.




Fig. 6.




Fig. 7.

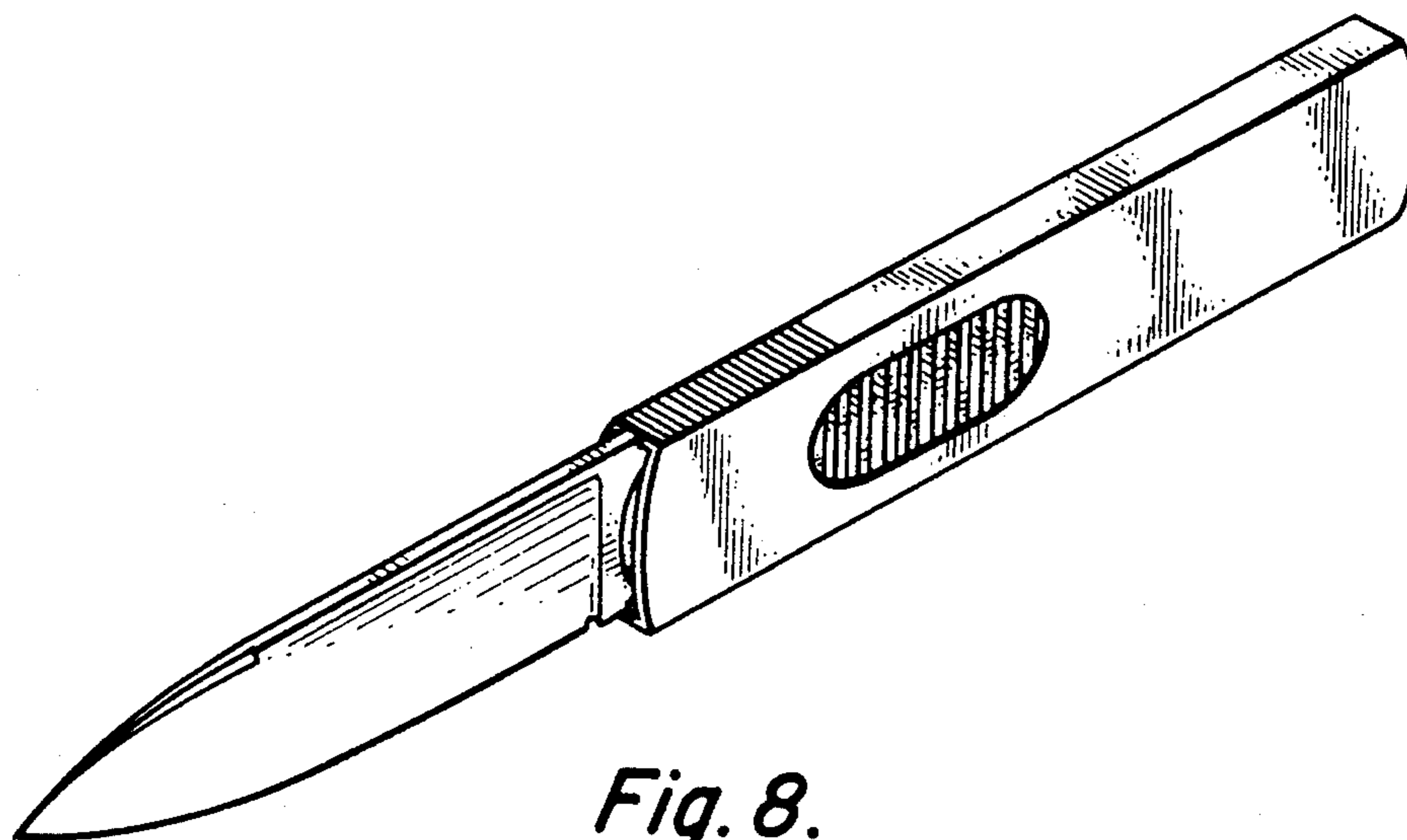


Fig. 8.



Fig. 9.



Fig. 11.

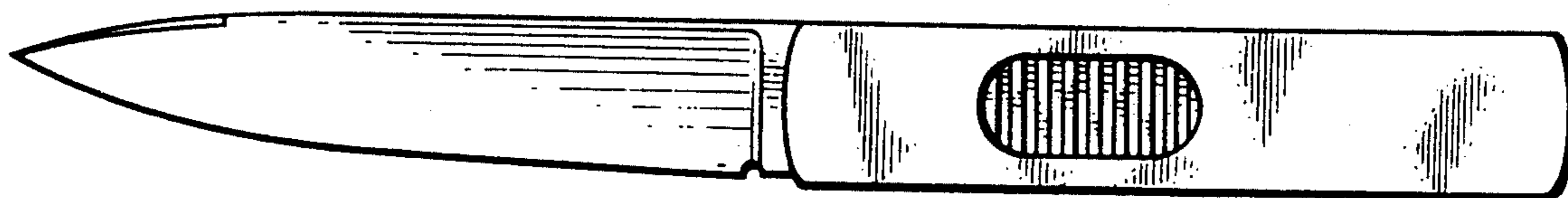


Fig. 10.




Fig. 12.



Fig. 13.

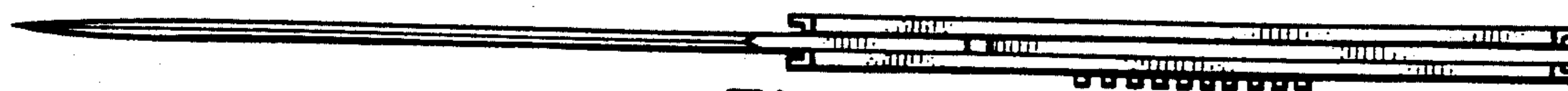


Fig. 14.