



US00D336561S

United States Patent [19]

[11] Patent Number: **Des. 336,561**

Hatfield

[45] Date of Patent: **** Jun. 22, 1993**

- [54] **OUTSOLE AND MIDSOLE FOR A SHOE**
- [75] Inventor: **Tinker L. Hatfield, Portland, Oreg.**
- [73] Assignees: **Nike, Inc.; Nike International Ltd., Beaverton, Oreg.**
- [**] Term: **14 Years**
- [21] Appl. No.: **866,550**
- [22] Filed: **Apr. 10, 1992**
- [52] U.S. Cl. **D2/320; D2/321**
- [58] Field of Search **D2/264, 265, 273, 274, D2/311, 317-323; 36/25 R, 28, 29, 32 R, 43-45, 59 R, 59 C, 83, 84, 89, 101-107, 112-114, 132, 136**

4,402,146 9/1983 Parracho et al. 36/32 R
 4,942,677 7/1990 Flemming et al. 36/28 X

OTHER PUBLICATIONS

- "Court Force" shoe, p. 11, 1982 Nike Shoe Show.
- "Zoom Ultra" shoe, p. 12, Nike Fall 1988 Footwear Catalog.
- "Air Ace Low" shoe, p. 46, Nike Fall 1988 Footwear Catalog.
- "Air VB High" shoe, p. 48, Nike Fall 1989 Footwear Catalog.
- "Quantum Foce High" shoe, p. 24, Nike Fall 1990 Footwear Catalog.
- "Sarone" shoe, p. 16, Nike Spring 1992 Footwear Catalog.
- "Air Trainer" shoes, p. 60, Nike Fall 1991 Footwear Catalog.
- "Air Escape", p. 72, Nike Fall 1991 Footwear Catalog.
- "Air Force", p. 34, Nike Spring 1992 Footwear Catalog.

[56] References Cited

U.S. PATENT DOCUMENTS

D. 80,929	4/1930	Tucker	D2/320
D. 88,881	1/1933	L'Hollier	2/320
D. 107,977	1/1938	Tousley	.	
D. 115,636	7/1939	Sperry	.	
D. 123,898	12/1940	Tousley	.	
D. 149,698	5/1948	Shaffer et al.	.	
D. 238,524	1/1976	Senter	.	
D. 255,174	6/1980	Hamada	D2/320
D. 265,605	3/1982	Batra	D2/320
D. 275,146	8/1984	Kilgore	D2/320
D. 297,886	10/1988	Kelley et al.	D2/320
D. 303,996	10/1989	Feller	D2/320
D. 309,669	8/1990	Arai	D2/320
D. 316,175	4/1991	Legacki et al.	D2/320
D. 316,324	4/1991	Rogers	D2/320
D. 319,336	8/1991	Mitsui	D2/320
D. 319,337	8/1991	Hatfield	D2/320
D. 319,532	9/1991	Mitsui	D2/320
D. 319,533	9/1991	Shibasaki et al.	D2/320
D. 319,725	9/1991	Claveria	D2/320
D. 321,587	11/1991	Hase	D2/320
D. 321,973	12/1991	Hatfield	D2/320
D. 323,059	1/1992	Hatfield	D2/320
D. 324,762	3/1992	Hatfield	D2/318
D. 324,764	3/1992	Allen	D2/320
D. 325,289	4/1992	Aveni	D2/314
D. 325,293	4/1992	Kiyosawa et al.	D2/320
D. 329,528	9/1992	Hatfield	D2/314
D. 329,936	10/1992	Lucas	D2/314
2,394,454	2/1946	Kappeler	36/59 R
4,180,923	1/1980	Dassler	36/32 R

Primary Examiner—Louis S. Zarfaz
Attorney, Agent, or Firm—Banner, Birch, McKie & Beckett

[57] CLAIM

The ornamental design for an outsole and midsole for a shoe, as shown and described.

DESCRIPTION

FIG. 1 is a side elevational view of one side of an outsole and midsole for a shoe showing one embodiment of my new design;
 FIG. 2 is a cross-section generally along line 2—2 in FIG. 1;
 FIG. 3 is a side elevational view of the other side of the outsole and midsole for a shoe shown in FIG. 1;
 FIG. 4 is a cross-section generally along line 4—4 in FIG. 3;
 FIG. 5 is a cross-section generally along line 5—5 in FIG. 3;
 FIG. 6 is a front elevational view of the outsole and midsole for a shoe shown in FIG. 1;
 FIG. 7 is a rear elevational view of the outsole and midsole for a shoe shown in FIG. 1;

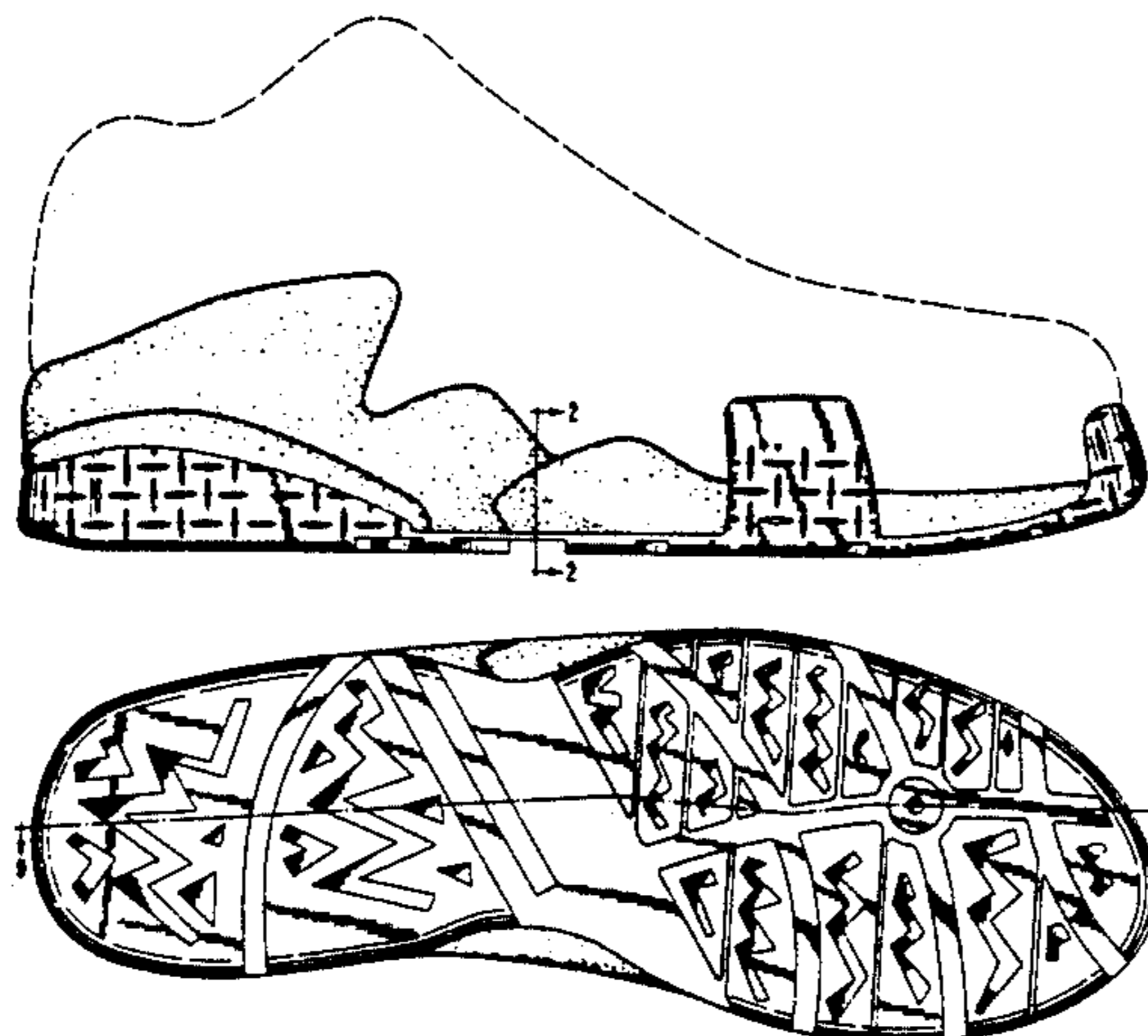


FIG. 8 is a bottom plan view of the outsole and midsole for a shoe shown in FIG. 1;

FIG. 9 is a cross-section generally along line 9—9 in FIG. 8;

FIG. 10 is a side elevational view of one side of an outsole and midsole for a shoe showing another embodiment of my new design;

FIG. 11 is a cross-section generally along line 11—11 in FIG. 10;

FIG. 12 is a side elevational view of the other side of the outsole and midsole for a shoe shown in FIG. 10;

FIG. 13 is a cross-section generally along line 13—13 in FIG. 10;

FIG. 14 is a cross-section generally along line 14—14 in FIG. 10;

FIG. 15 is a front elevational view of the outsole and midsole for a shoe shown in FIG. 10; and,

FIG. 16 is a rear elevational view of the outsole and midsole for a shoe shown in FIG. 10;

The bottom plan view of the second embodiment is the same as the first embodiment.

The broken line showing of a shoe upper is environmental only and forms no part of the claimed design.



FIG. 2

FIG. 1

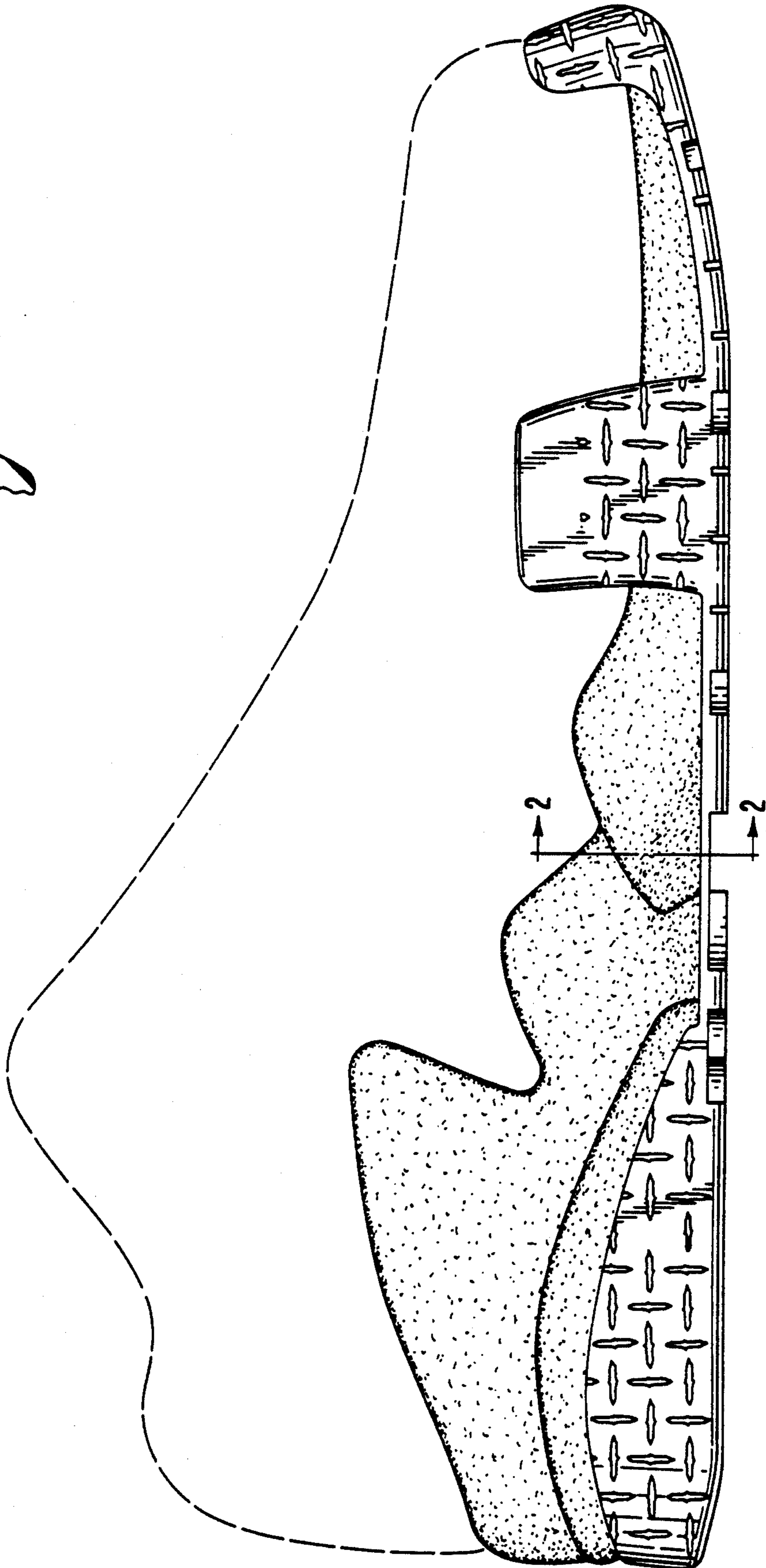


FIG. 4



FIG. 5



FIG. 3

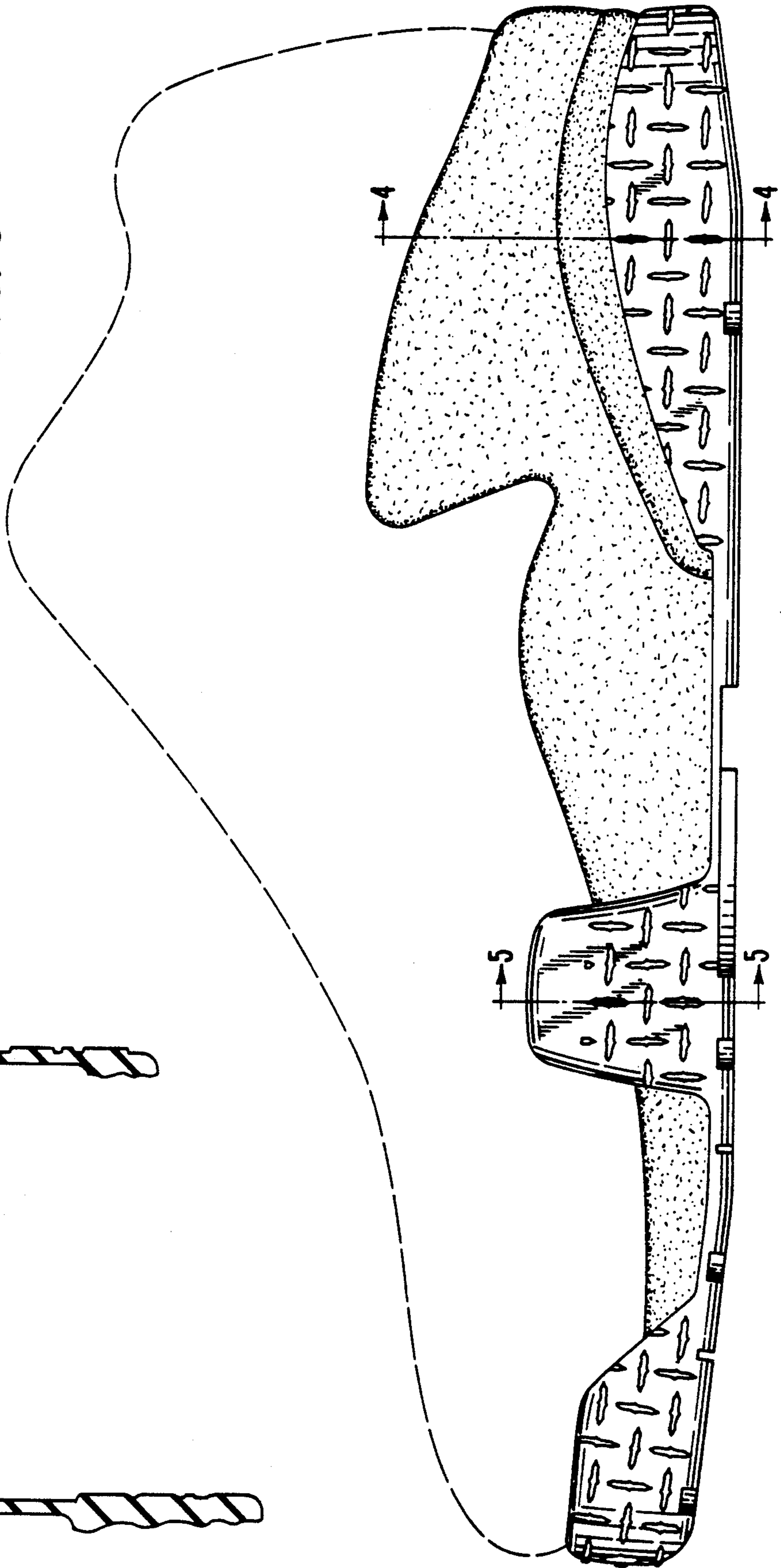


FIG. 7

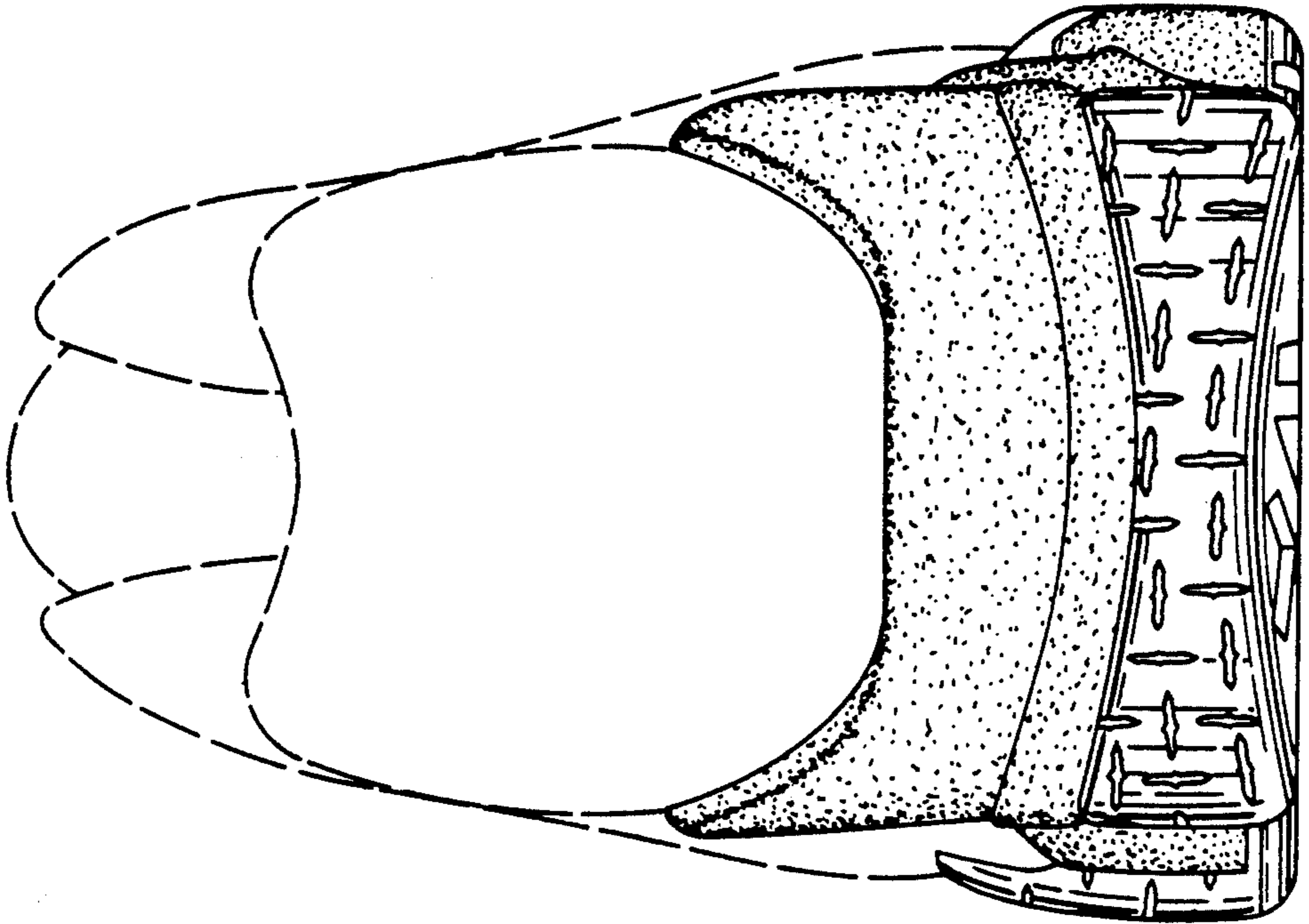


FIG. 6

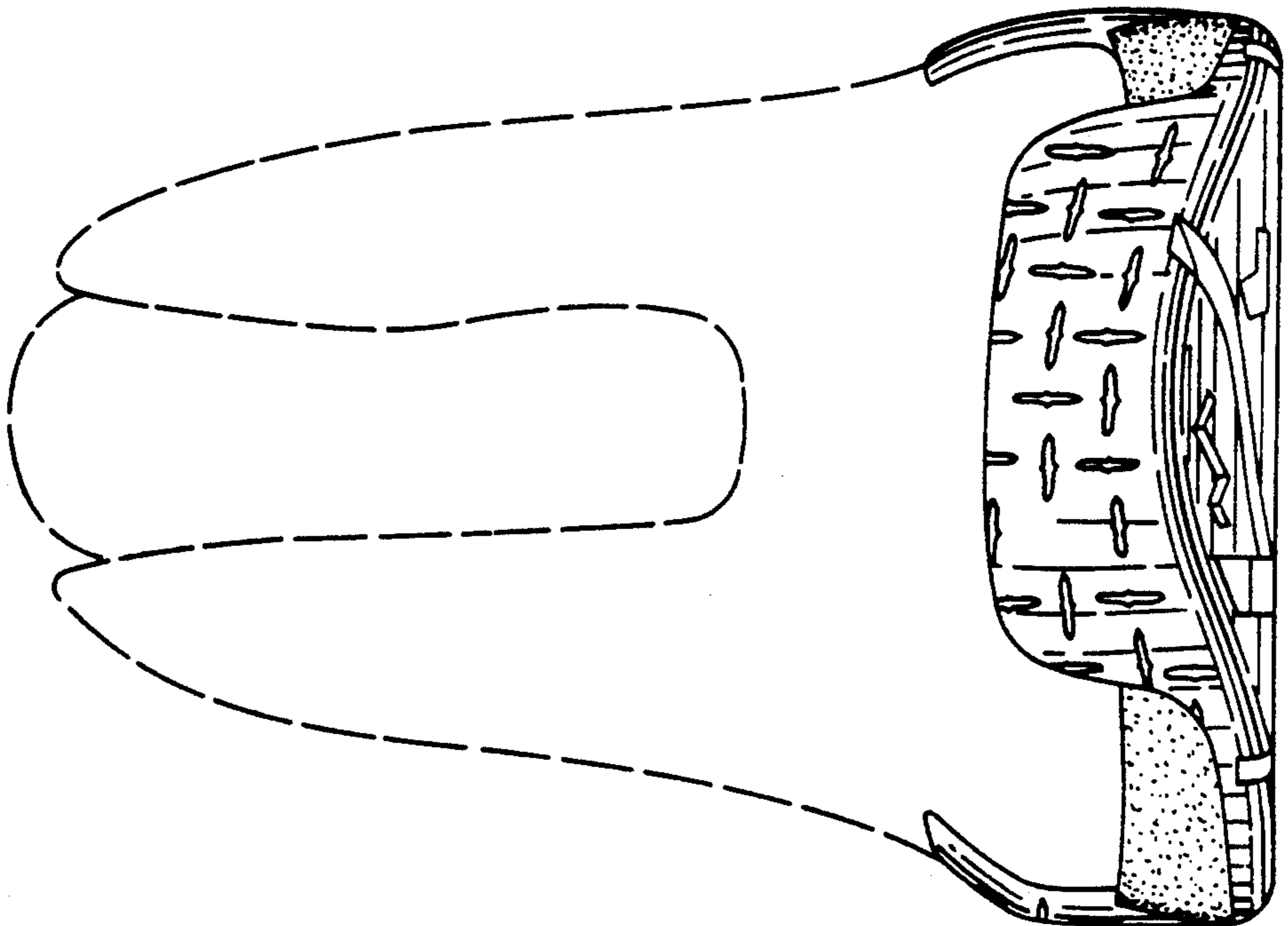


FIG. 8

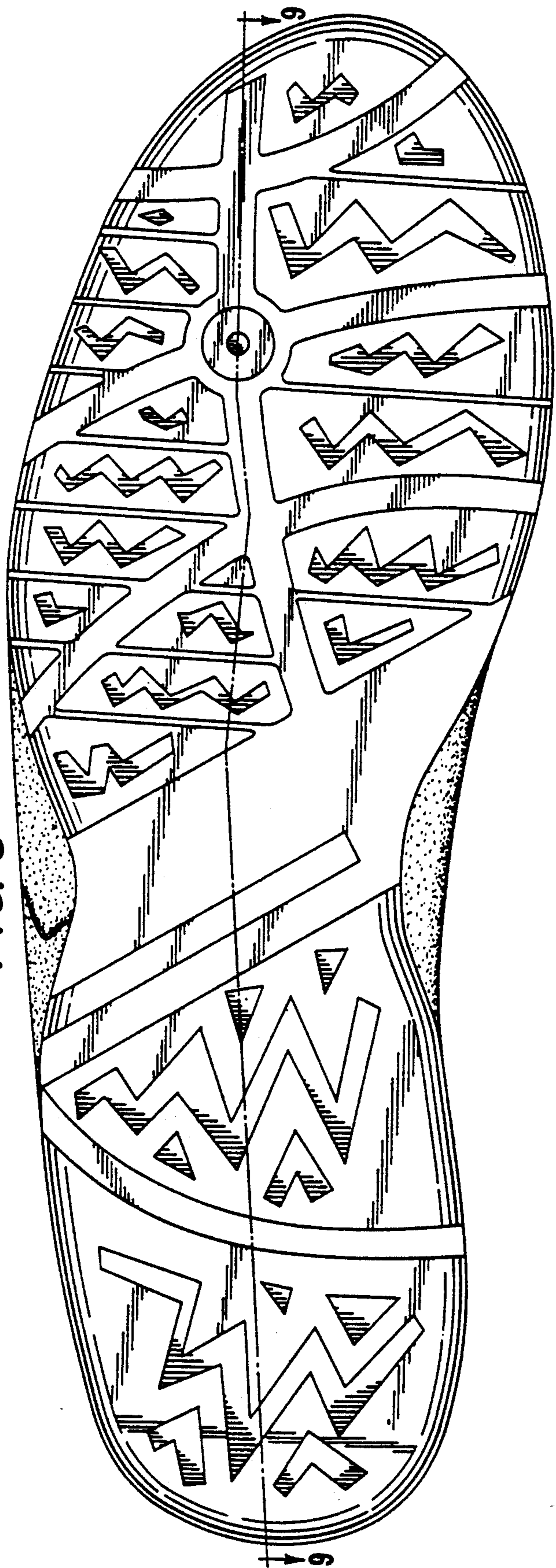


FIG. 9





FIG. 11

FIG. 10

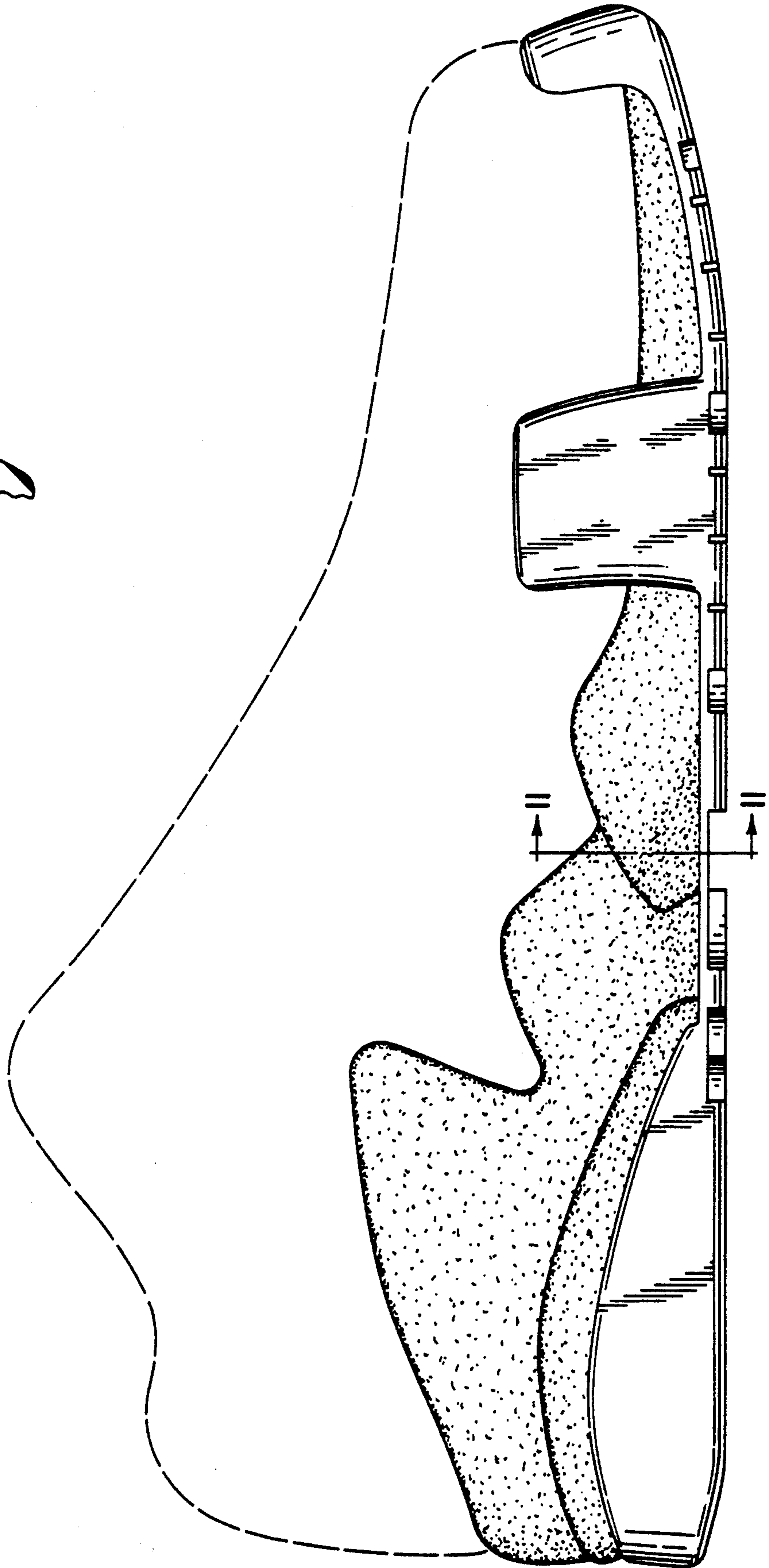


FIG. 13



FIG. 14



FIG. 12

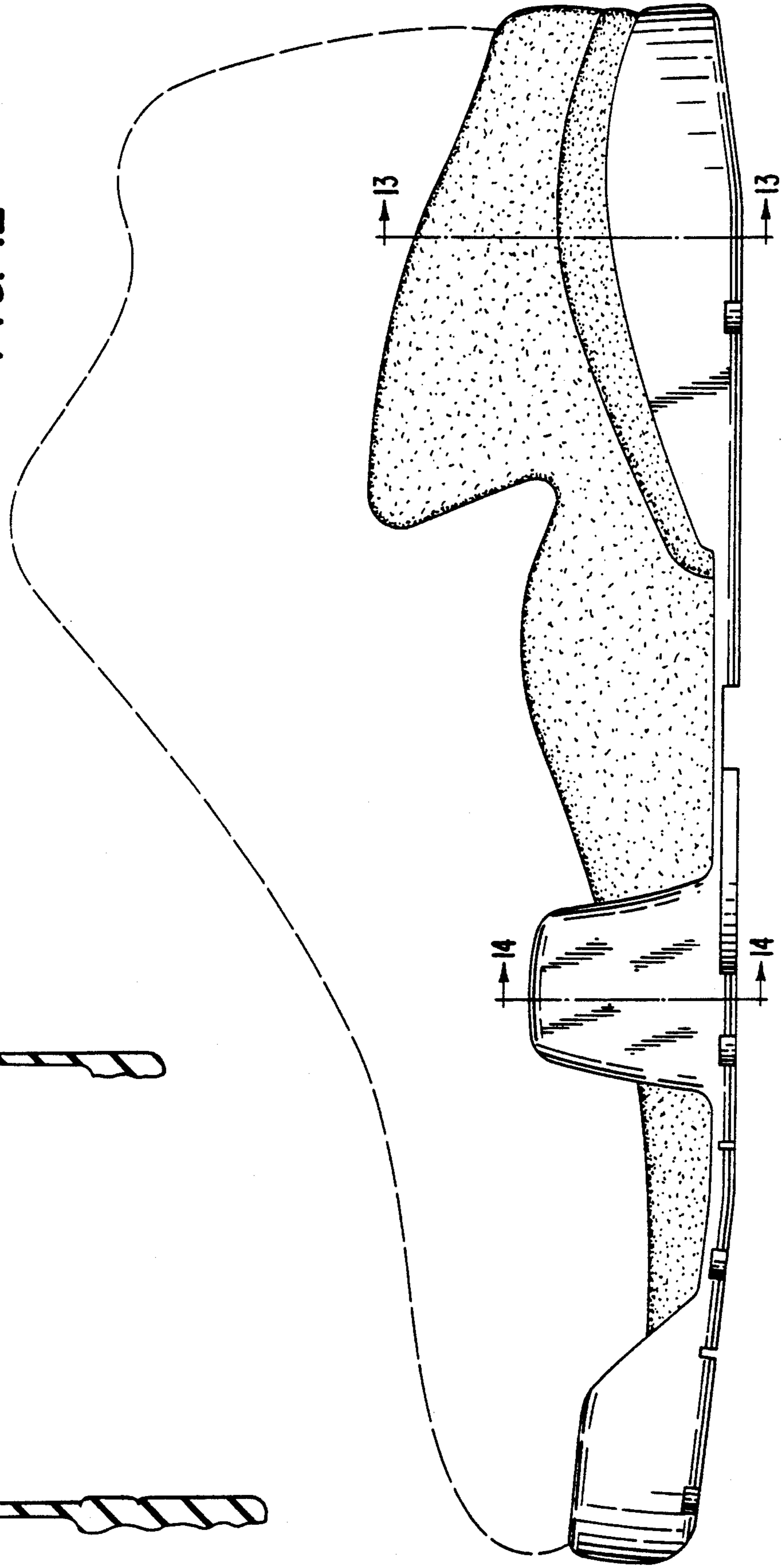


FIG. 16

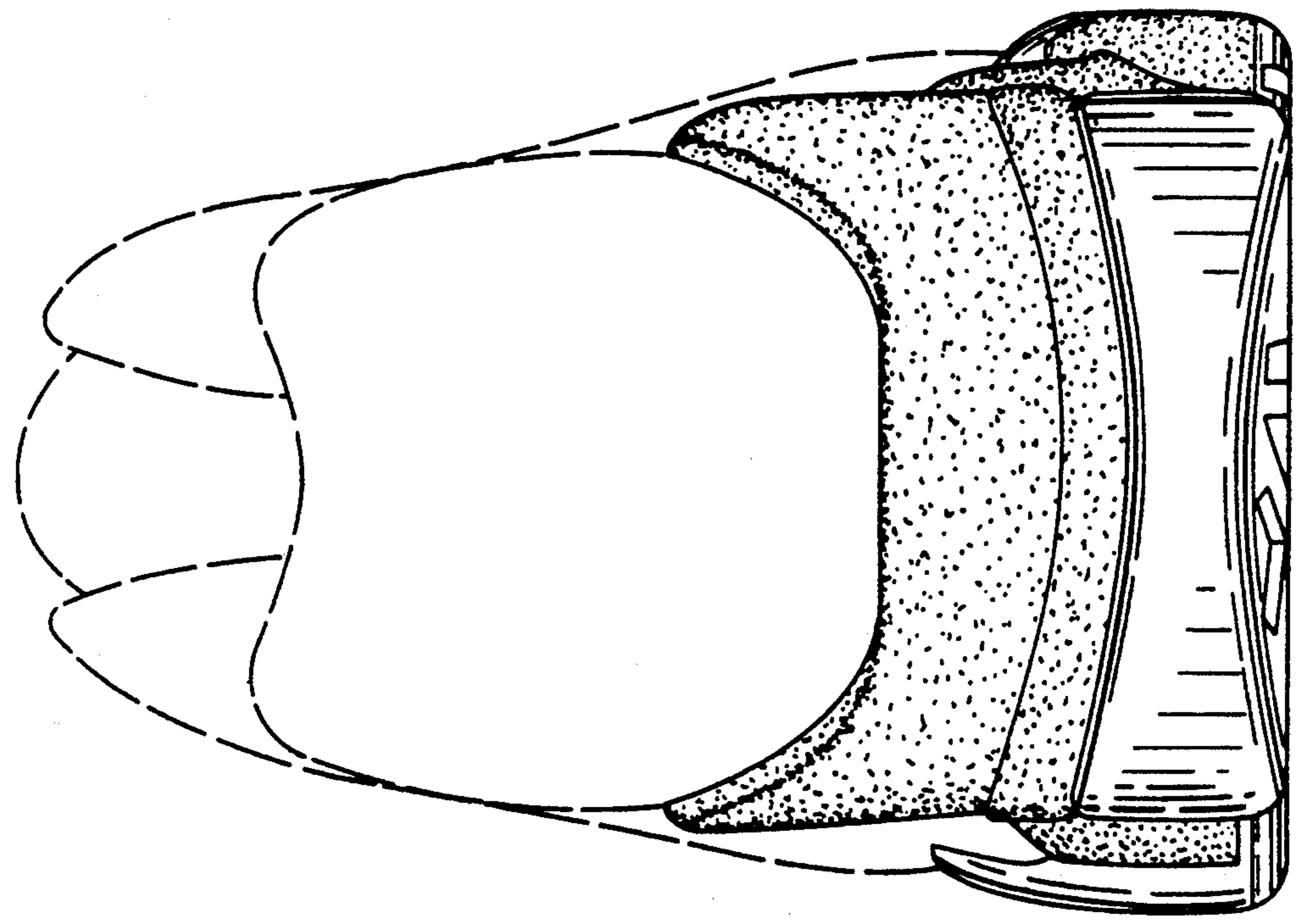


FIG. 15

