



US00D336553S

United States Patent [19]

[11] Patent Number: **Des. 336,553**

Blome

[45] Date of Patent: **** Jun. 15, 1993**

[54] **PROTECTIVE HELMET**

[75] Inventor: **Willi Blome, Sundern/Sauerland, Fed. Rep. of Germany**

[73] Assignee: **Firma Karl Scheffer-Klute GmbH & Co., Sundern, Fed. Rep. of Germany**

[**] Term: **14 Years**

[21] Appl. No.: **400,050**

[22] Filed: **Aug. 29, 1989**

[30] **Foreign Application Priority Data**

Jun. 29, 1989 [CH] Switzerland DM/01 39 45

[52] U.S. Cl. **D29/12**

[58] Field of Search D29/12, 14-16;
2/425, 415, 424, 15, 12, 9, 2, 411-415, DIG. 6,
421-422, 5-6

[56] **References Cited**

U.S. PATENT DOCUMENTS

D. 295,902 5/1988 Foulkes D29/14

D. 300,070 2/1989 Broersma D29/15
D. 303,851 10/1989 Gentes D29/12
D. 309,961 8/1990 Bobnick D29/12
D. 310,893 9/1990 Broersma D29/12
D. 319,112 8/1991 Broersma D29/12

Primary Examiner—A. Hugo Word
Assistant Examiner—Ruth McInroy
Attorney, Agent, or Firm—Henry M. Feiereisen

[57] **CLAIM**

The ornamental design for a protective helmet, as shown and described.

DESCRIPTION

FIG. 1 is a top, front and side perspective view of a protective helmet showing my new design;
FIG. 2 is a side elevational view thereof, the opposite side being a mirror image;
FIG. 3 is a bottom plan view thereof;
FIG. 4 is a front elevational view thereof;
FIG. 5 is a top plan view thereof; and,
FIG. 6 is a rear elevational view thereof.




FIG. 1




FIG. 2

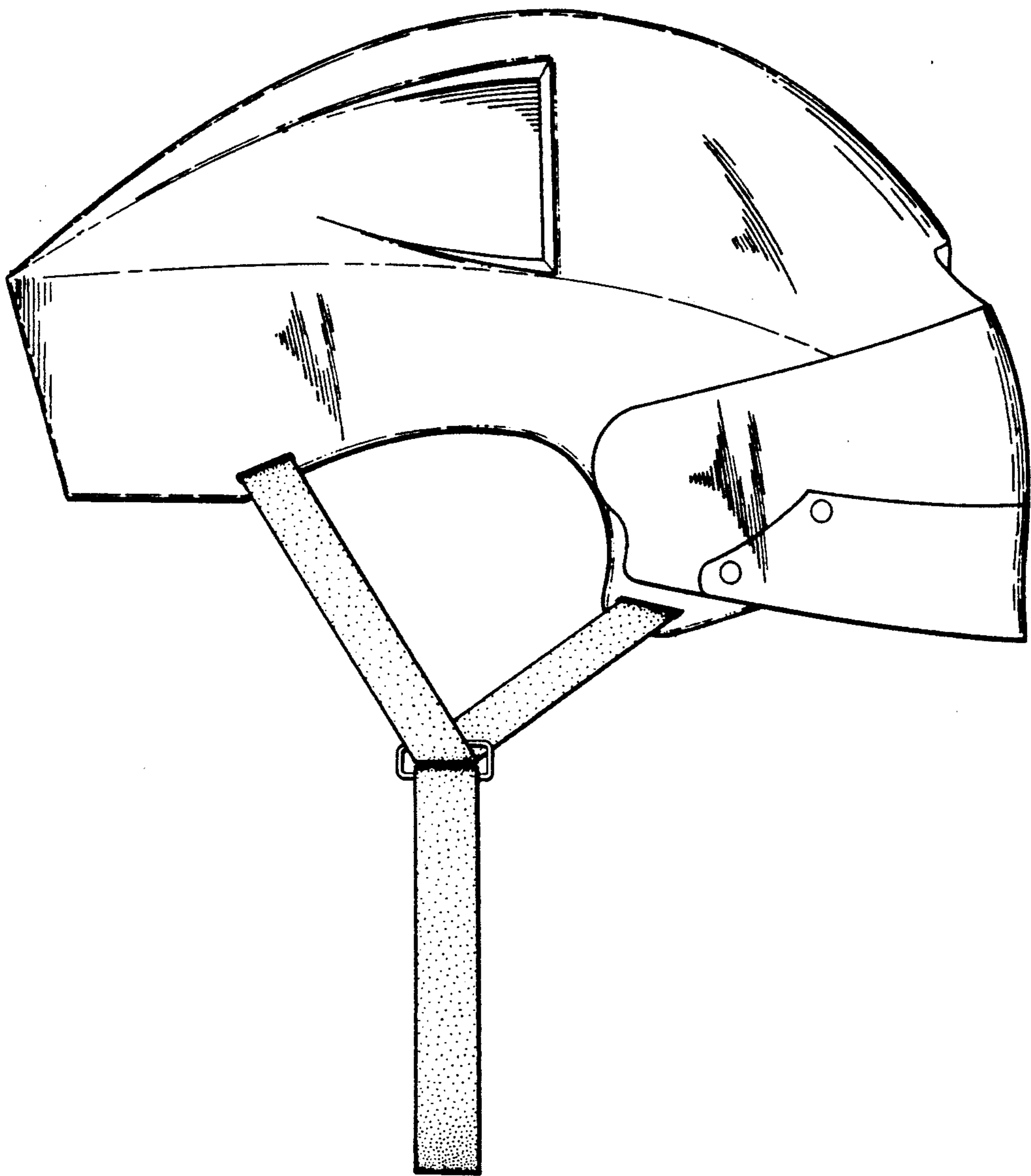


FIG. 3

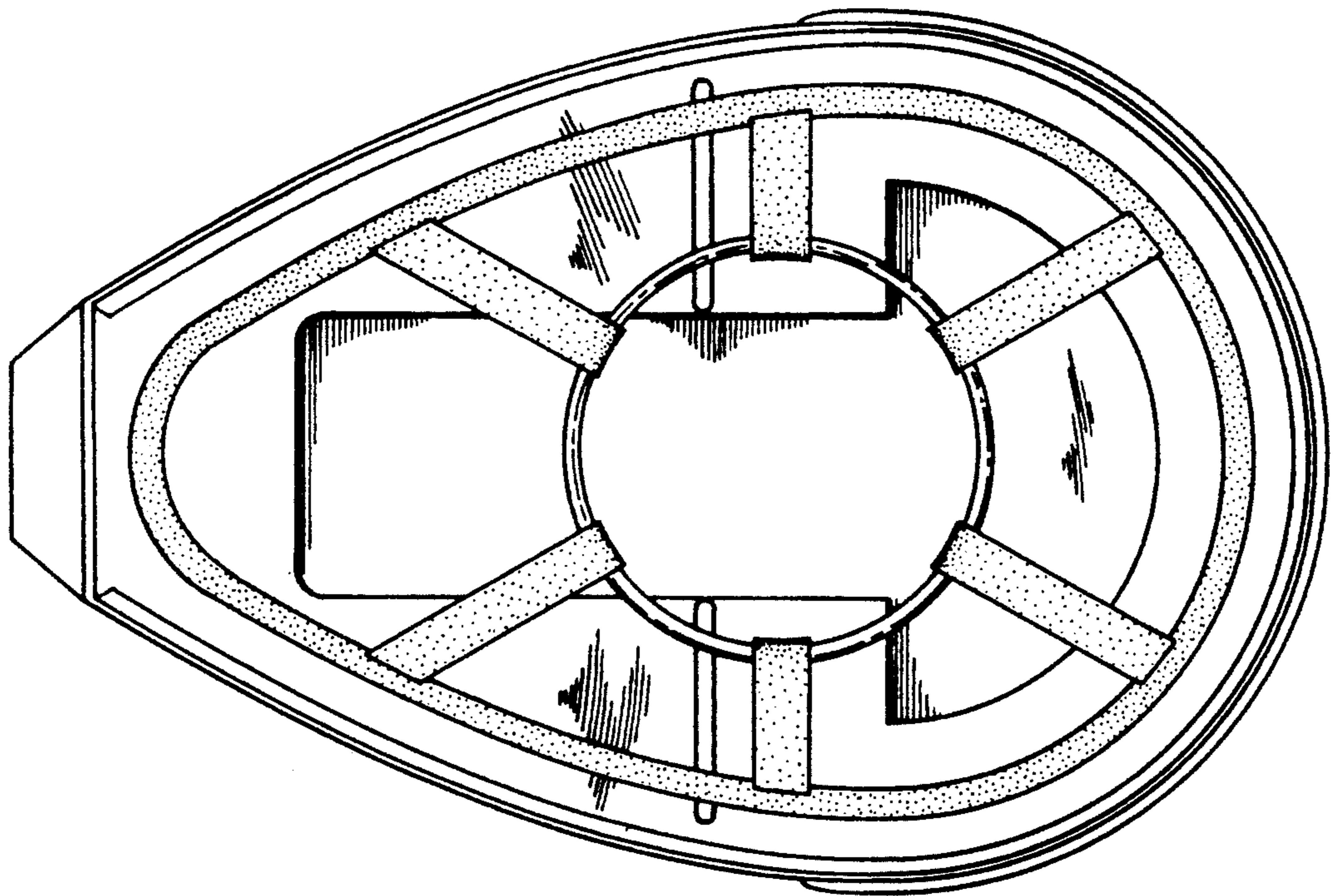


FIG. 4

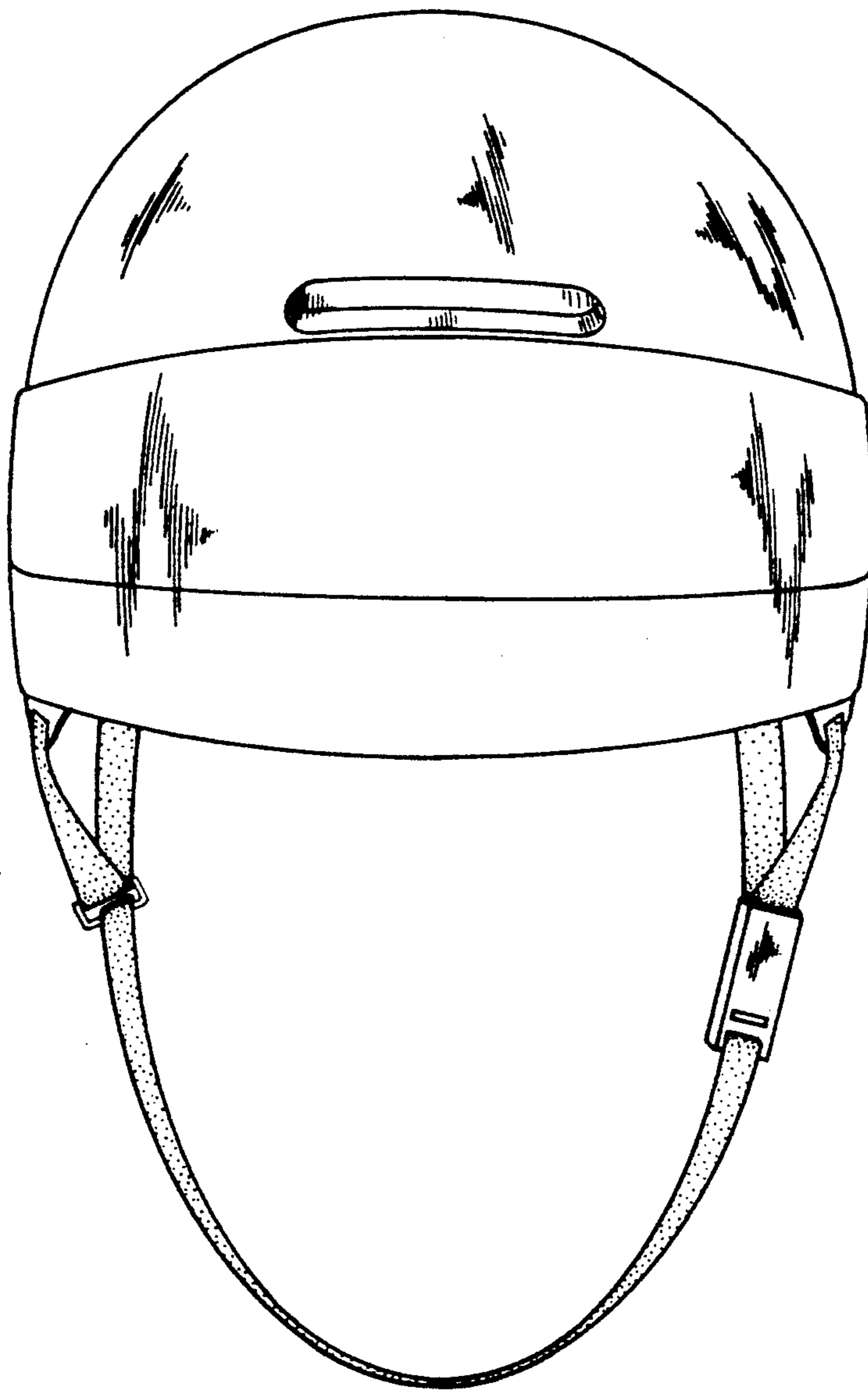


FIG. 5

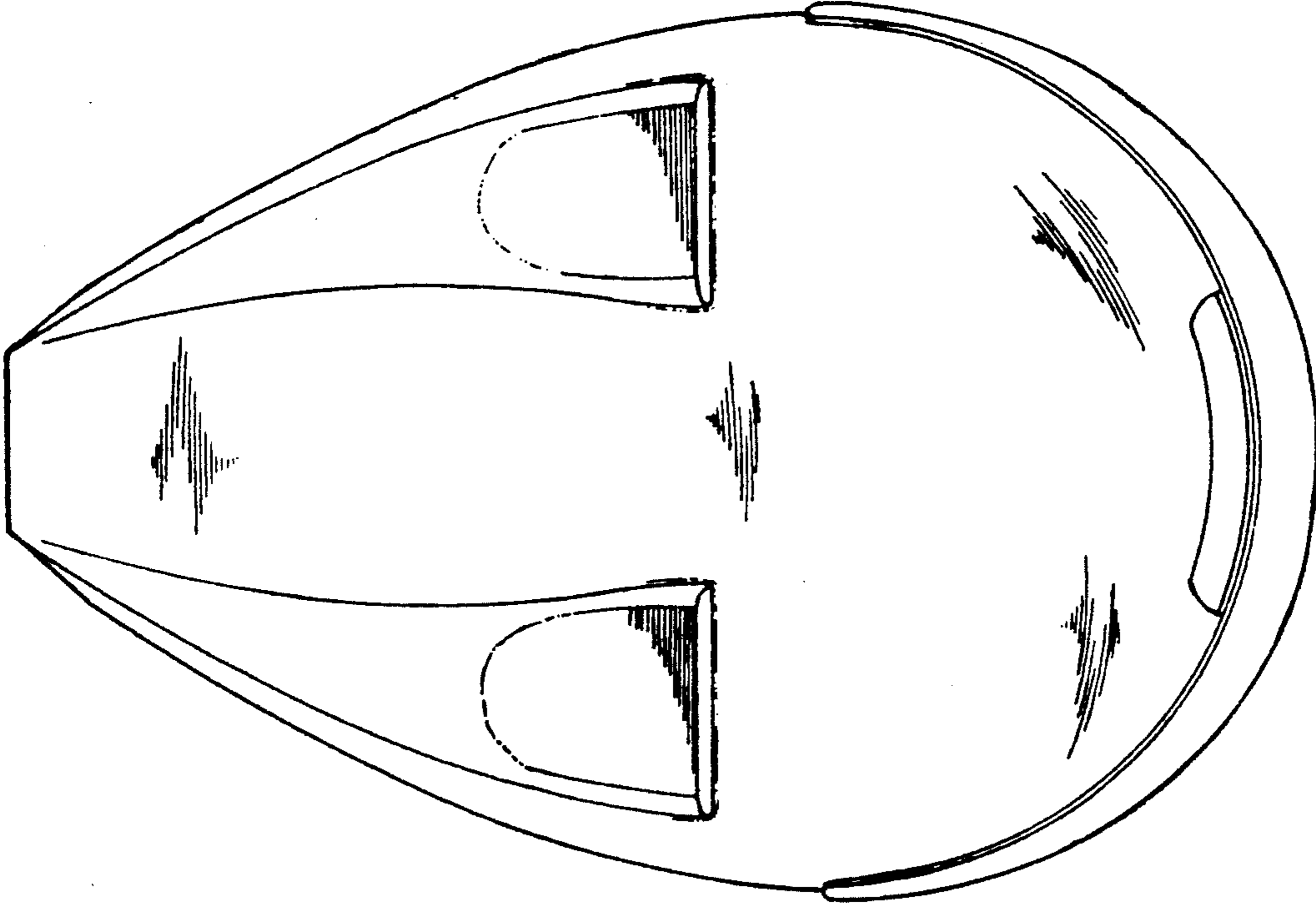


FIG. 6

