



US00D336549S

# United States Patent [19]

[11] Patent Number: **Des. 336,549**

Stabile

[45] Date of Patent: **\*\* Jun. 15, 1993**

[54] **HOT PAD**

2,821,723 2/1958 Gluck ..... D6/602  
4,860,383 8/1989 Warn ..... 2/88

[76] Inventor: **Jennie Stabile**, 5546 Corbin Ave.,  
Tarzana, Calif. 91356

### FOREIGN PATENT DOCUMENTS

[\*\*] Term: **14 Years**

509812 3/1952 Belgium ..... D6/608

[21] Appl. No.: **867,349**

*Primary Examiner*—Ruth McInroy  
*Attorney, Agent, or Firm*—Kelly, Bauersfeld & Lowry

[22] Filed: **Apr. 13, 1992**

[52] U.S. Cl. .... **D29/20**

[58] Field of Search ..... D29/20; D7/388; D6/613,  
D6/582-583, 592, 595-596, 602-603, 608, 615,  
617; 2/20, 16

### [57] CLAIM

The ornamental design for a hot pad, as shown.

### [56] References Cited

#### U.S. PATENT DOCUMENTS

D. 293,754 1/1988 Howell ..... D6/595  
647,549 4/1900 Winteringer ..... 2/20  
1,972,197 9/1934 McCann ..... D29/20  
2,375,129 5/1945 Norton ..... D29/20  
2,499,601 3/1950 Merkin ..... 2/20  
2,645,776 7/1953 Kiler ..... 2/20

### DESCRIPTION

FIG. 1 is a top, front and right side perspective view of a hot pad showing my new design; FIG. 2 is a top plan view thereof; FIG. 3 is a bottom plan view thereof; FIG. 4 is a front elevational view thereof, the rear elevational view being a mirror image; FIG. 5 is a left side elevational view thereof; and, FIG. 6 is a right side elevational view thereof. The broken lines in FIGS. 1-3 and 5-6 represent conventional stitching.

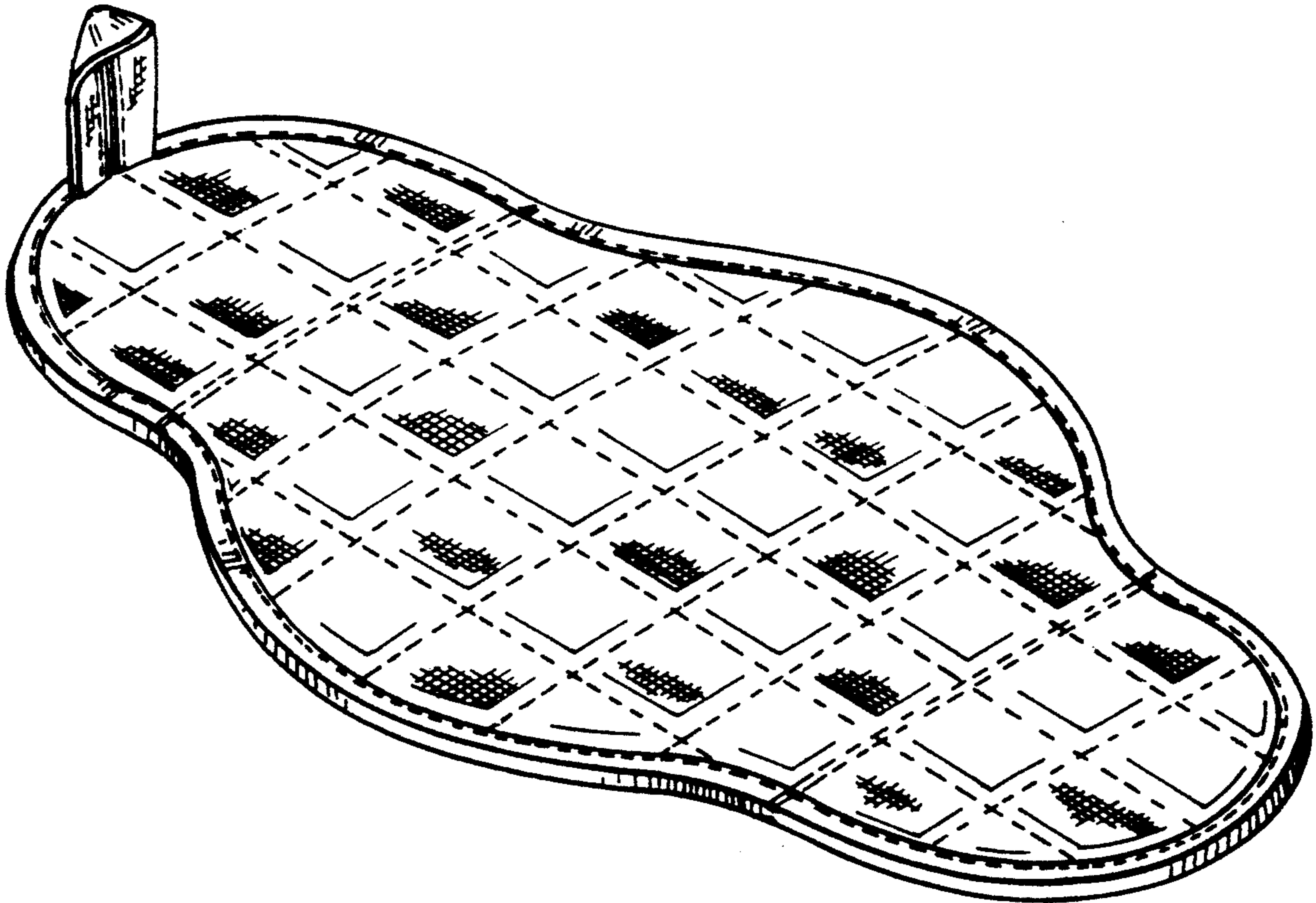


FIG. 1

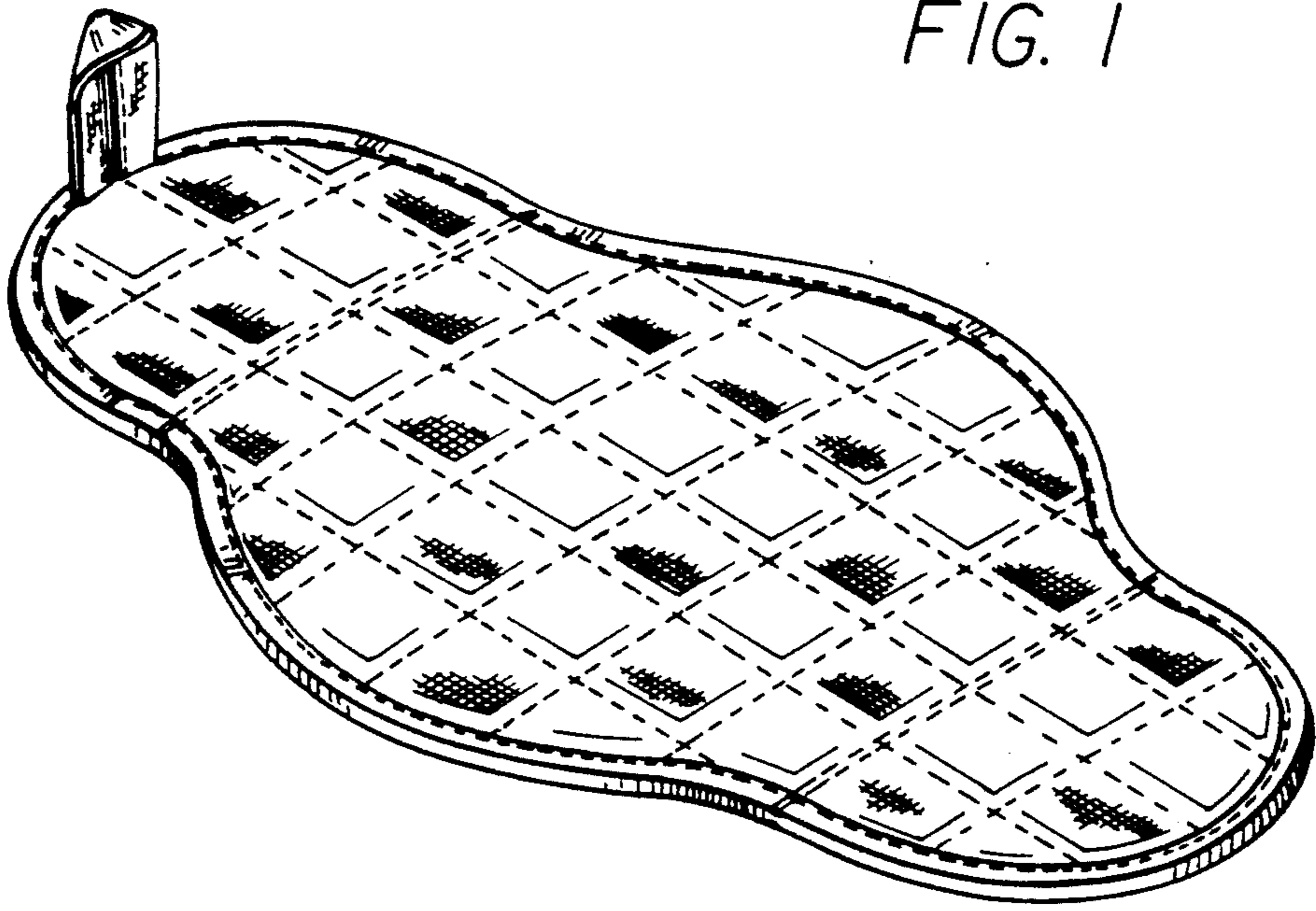


FIG. 2

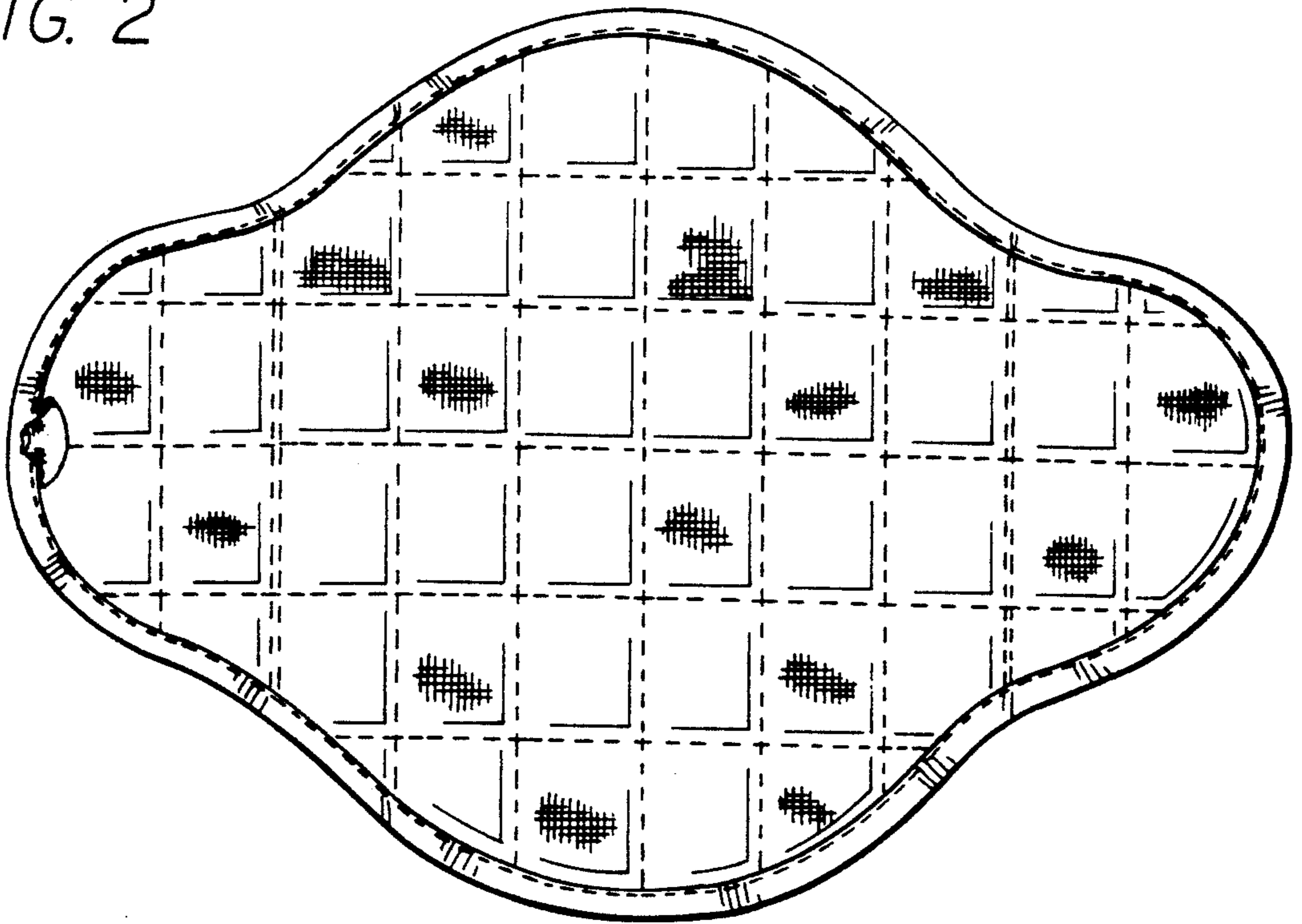


FIG. 3

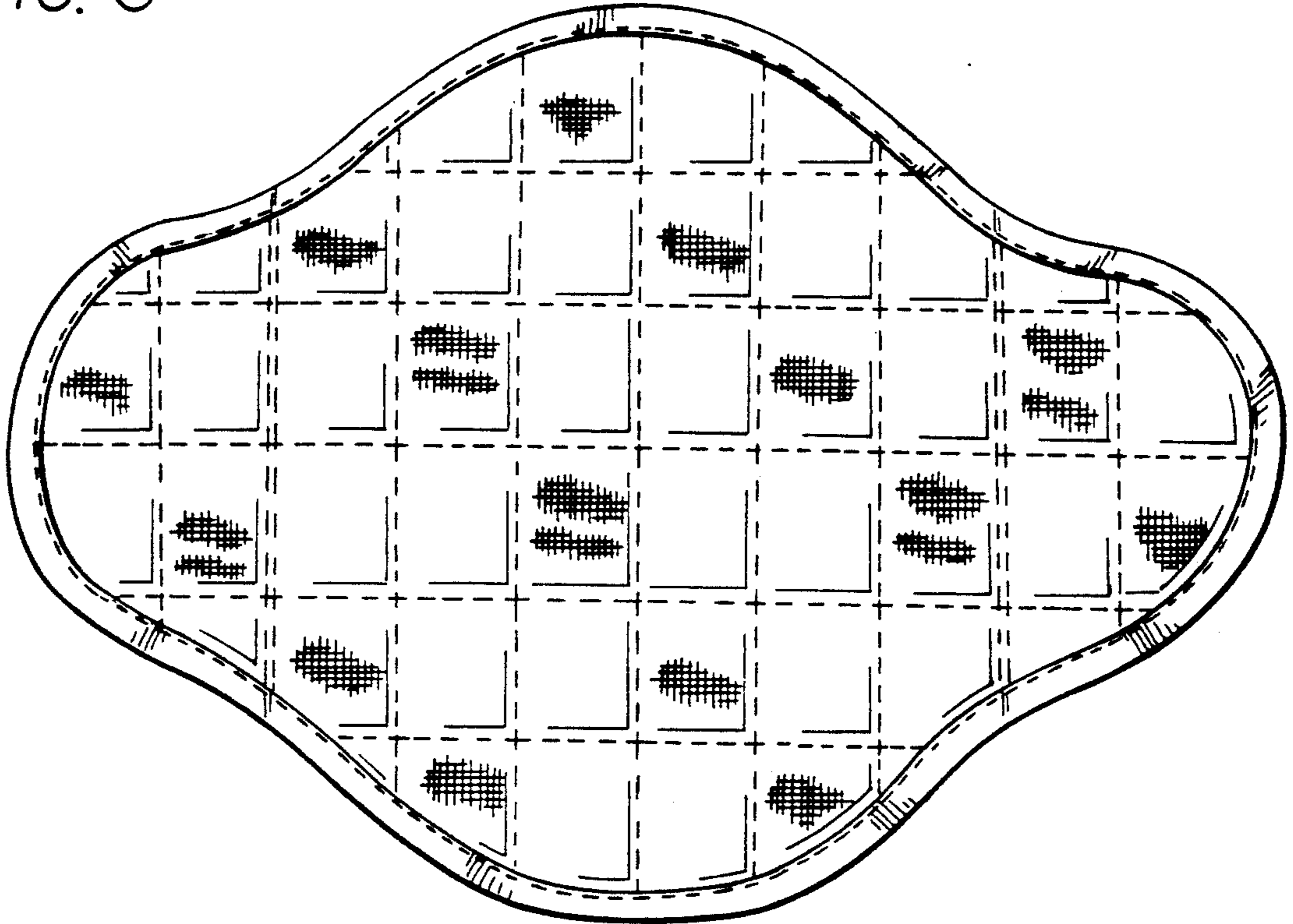


FIG. 4



FIG. 5





FIG. 6