



US00D336548S

United States Patent [19]

[11] Patent Number: **Des. 336,548**

Zeller

[45] Date of Patent: **** Jun. 15, 1993**

[54] **DETACHABLE KNEE PAD**

[76] Inventor: **Marvin Zeller**, 10159 Staudt Rd.,
Union City, Ohio 45390-8648

[**] Term: **14 Years**

[21] Appl. No.: **495,208**

[22] Filed: **Mar. 19, 1990**

[52] U.S. Cl. **D29/10; D24/189**

[58] Field of Search **D29/10, 20, 99; 36/2 R;**
D24/189, 190, 192; 2/2, 22-24, 16, 53-58, 20,
46, 62, 267; 128/80 R, 80 C; D2/225, 23, 19;
604/358, 378, 385.1

D. 299,272 1/1989 Marx D24/190
D. 304,238 10/1989 Palau D24/189
4,945,576 8/1990 Melton 2/2
5,013,309 5/1991 Baigas, Jr. et al. 604/385.1

Primary Examiner—A. Hugo Word
Assistant Examiner—Ruth McInroy
Attorney, Agent, or Firm—Terry M. Gernstein

[57] **CLAIM**

The ornamental design for a detachable knee pad, as shown and described.

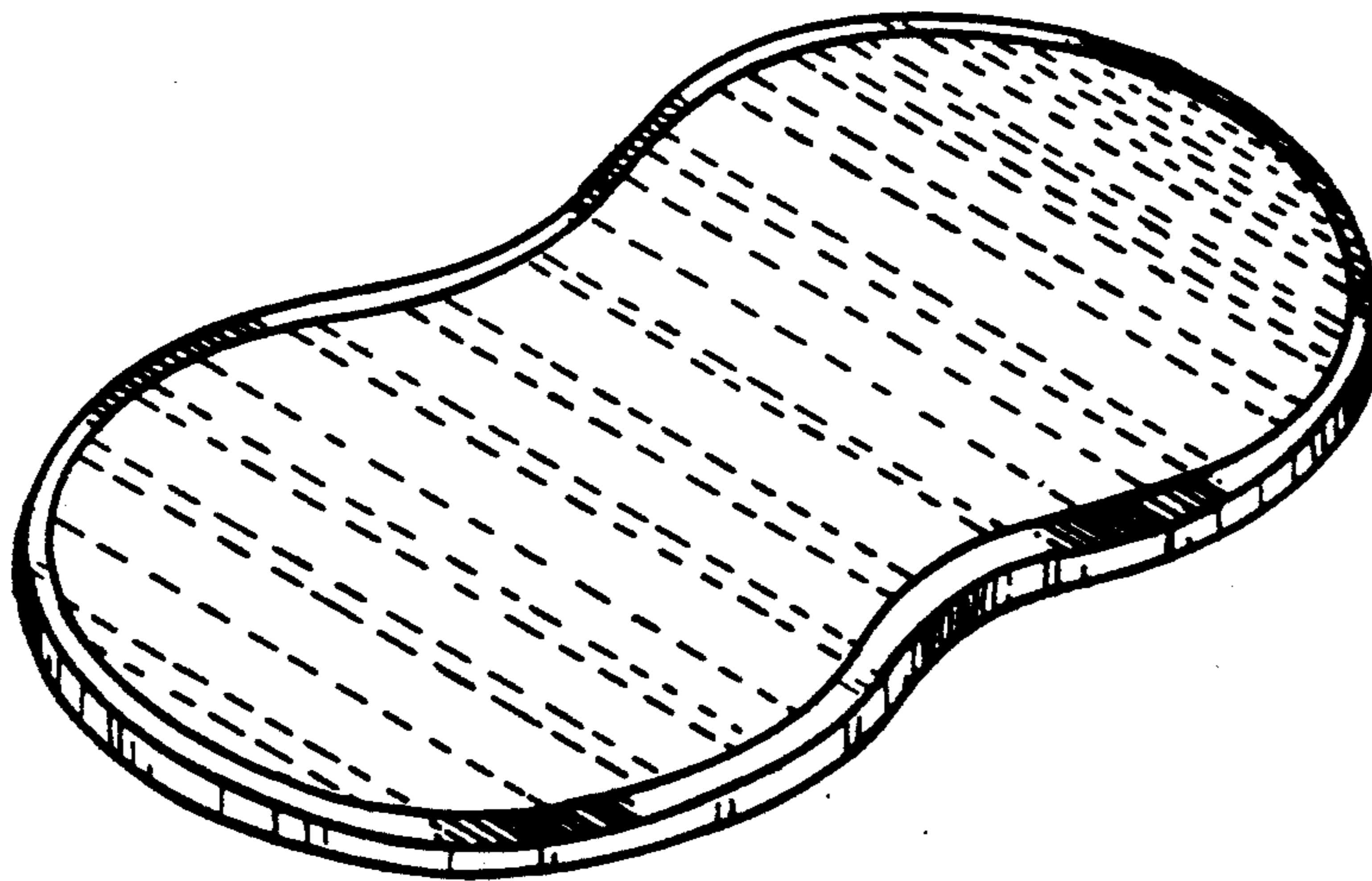
DESCRIPTION

FIG. 1 is a top perspective view of a detachable knee pad showing my new design;
FIG. 2 is an end elevational view thereof, the opposite end being a mirror image;
FIG. 3 is a side elevational view thereof, the opposite side being a mirror image;
FIG. 4 is a bottom plan view thereof; and,
FIG. 5 is a top plan view thereof.

[56] **References Cited**

U.S. PATENT DOCUMENTS

D. 267,119 11/1982 Thomas D24/190
D. 274,361 6/1984 Whitehead D24/189
D. 288,363 2/1987 Wallstrom D24/189
D. 296,006 5/1988 Asche D24/189



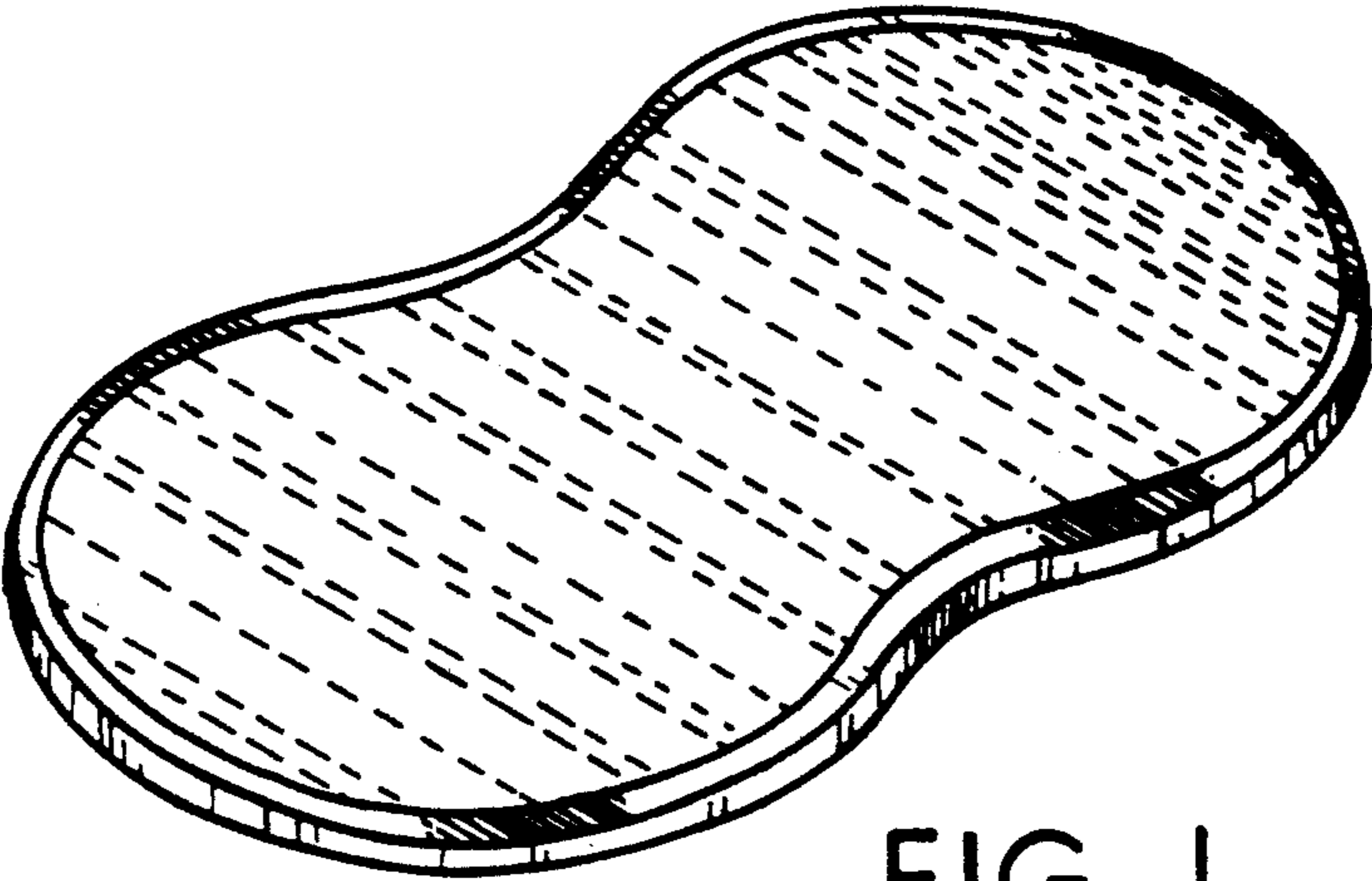


FIG. 1



FIG. 2



FIG. 3

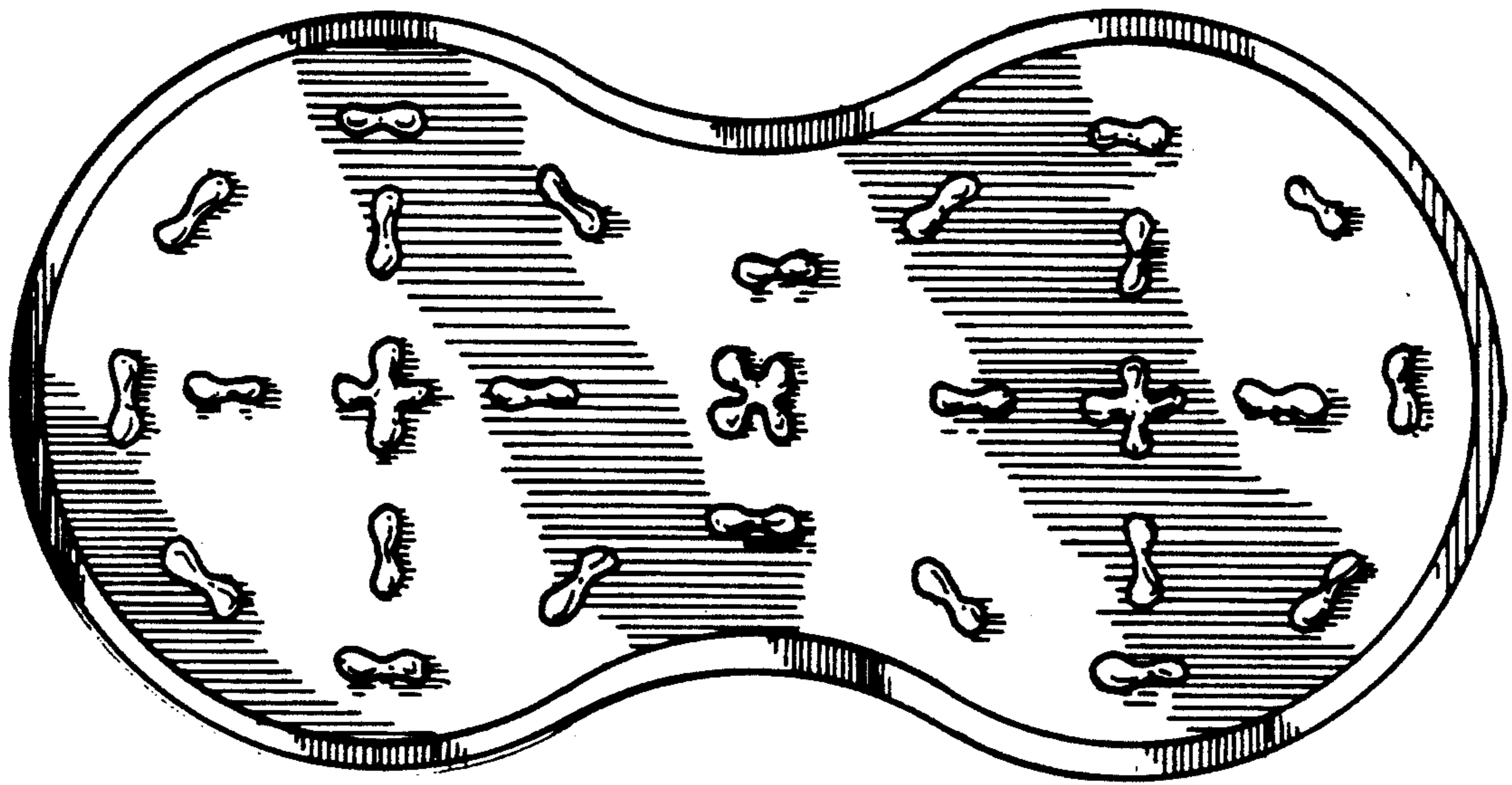


FIG. 4

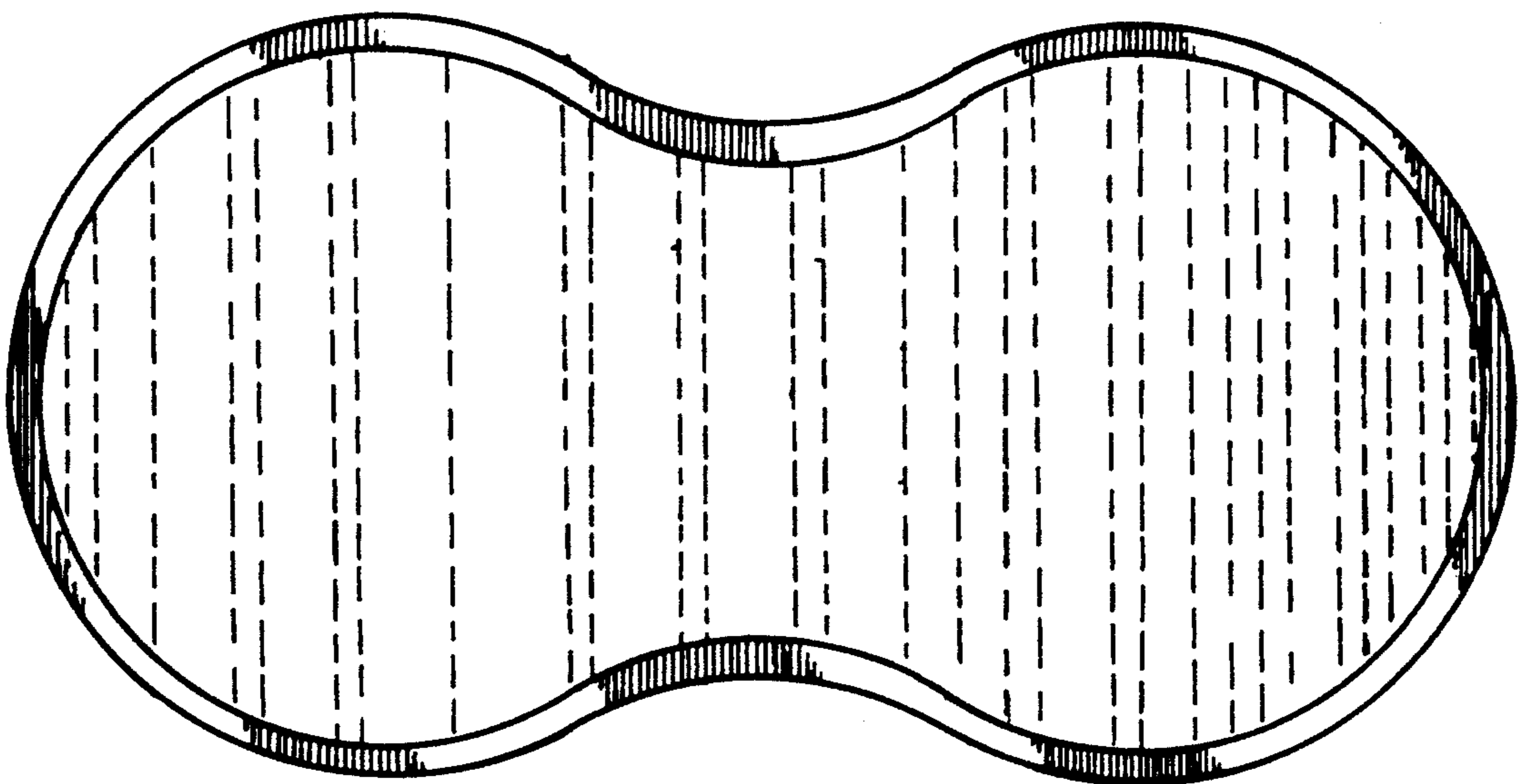


FIG. 5