



US00D336542S

United States Patent [19]

[11] Patent Number: **Des. 336,542**

Barradas

[45] Date of Patent: **** Jun. 15, 1993**

[54] HAIR CURLER

[76] Inventor: **George Barradas**, 15 Riverview Ct.,
Greenwich, Conn. 06831

[**] Term: **14 Years**

[21] Appl. No.: **591,007**

[22] Filed: **Oct. 1, 1990**

[52] U.S. Cl. **D28/37**

[58] Field of Search **D28/35, 37; 132/223,**
132/226, 227-229, 233, 245-246, 251-254, 260,
265; 219/222, 225

[56] References Cited

U.S. PATENT DOCUMENTS

2,237,942	4/1941	Lemley	132/242
2,555,933	6/1951	Renstrom	D28/37 X
2,655,159	10/1953	Parkey	132/252
2,888,019	5/1959	Whitmore	132/247
3,618,620	11/1971	Williams	132/212
4,291,714	9/1981	Mariani	132/251 X

FOREIGN PATENT DOCUMENTS

247539	10/1963	Australia	132/252
1036381	9/1953	France	132/262

Primary Examiner—Bernard Ansher

Assistant Examiner—C. Tuttle

Attorney, Agent, or Firm—Alfred E. Miller

[57] CLAIM

The ornamental design for a hair curler, as shown and described.

DESCRIPTION

FIG. 1 is a perspective view of a hair curler showing my new design;

FIG. 2 is a top plan view thereof;

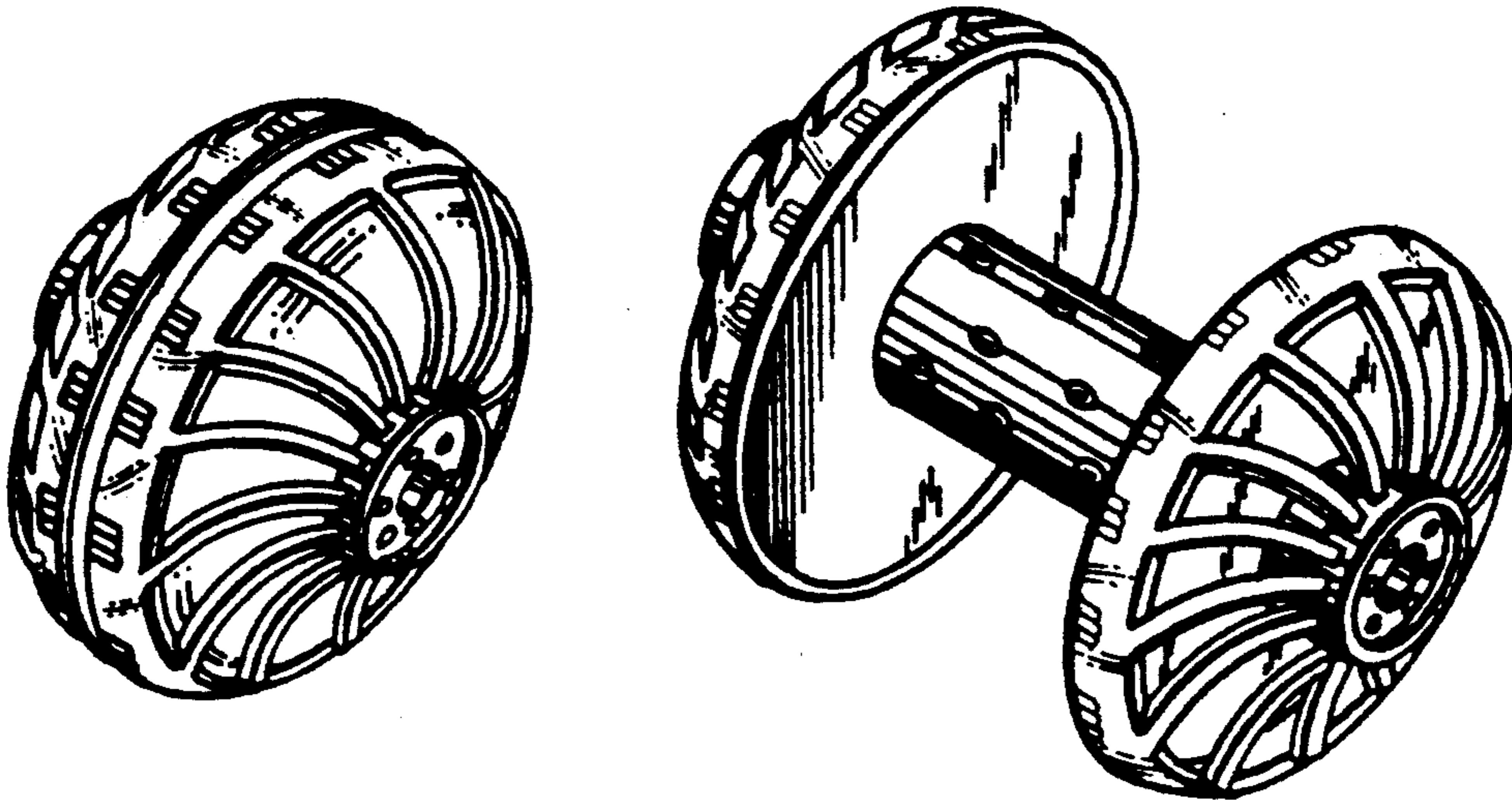
FIG. 3 is a bottom plan view thereof;

FIG. 4 is a side elevational view thereof, the side opposite being a mirror image of the side shown;

FIG. 5 is a perspective view shown in open configuration;

FIG. 6 is a top plan view thereof, the side opposite being a mirror image of the side shown; and,

FIG. 7 is a side elevational view thereof, the side opposite being a mirror image of the side shown.



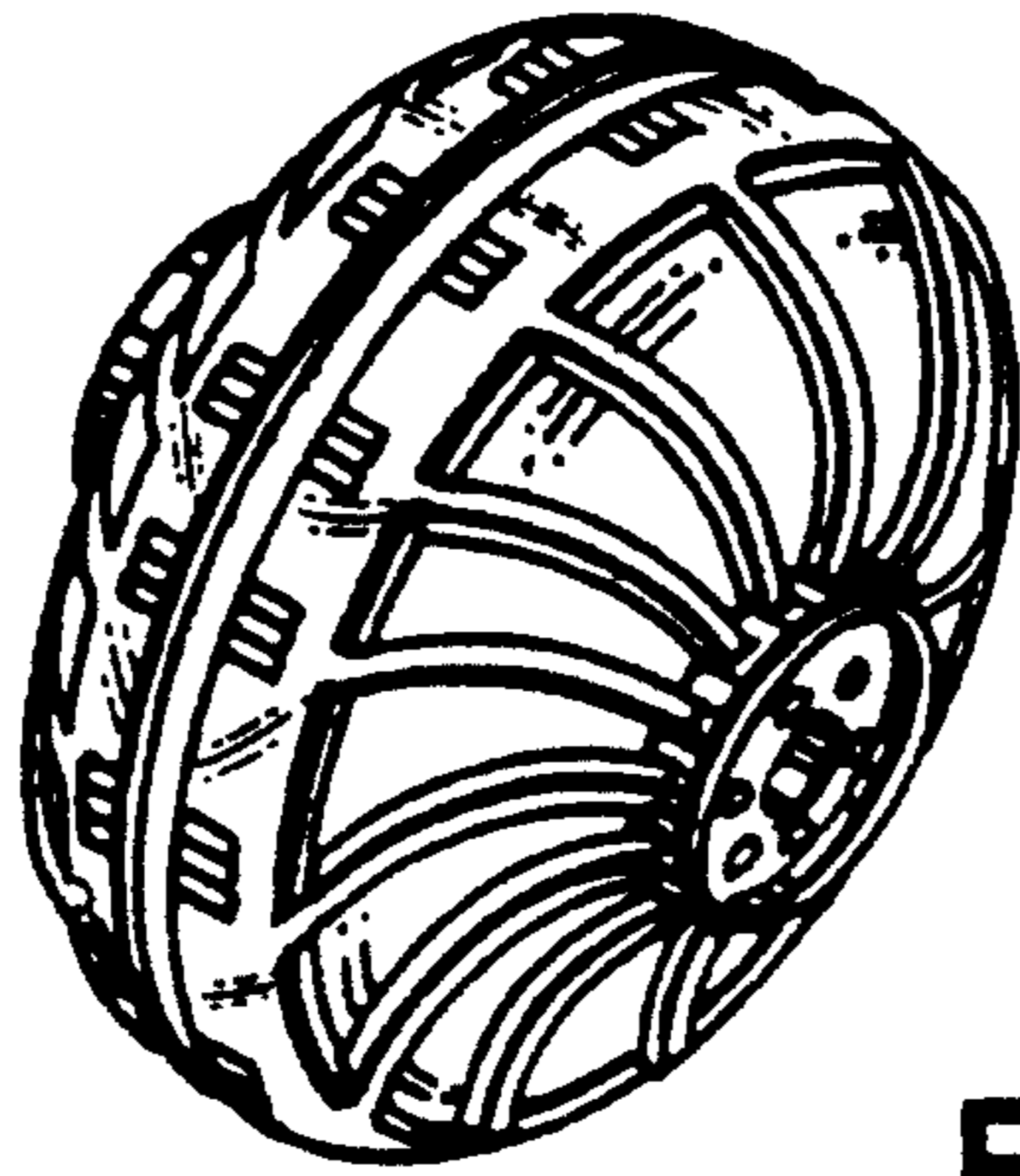


FIG. 1

FIG. 2




FIG. 3




FIG. 4

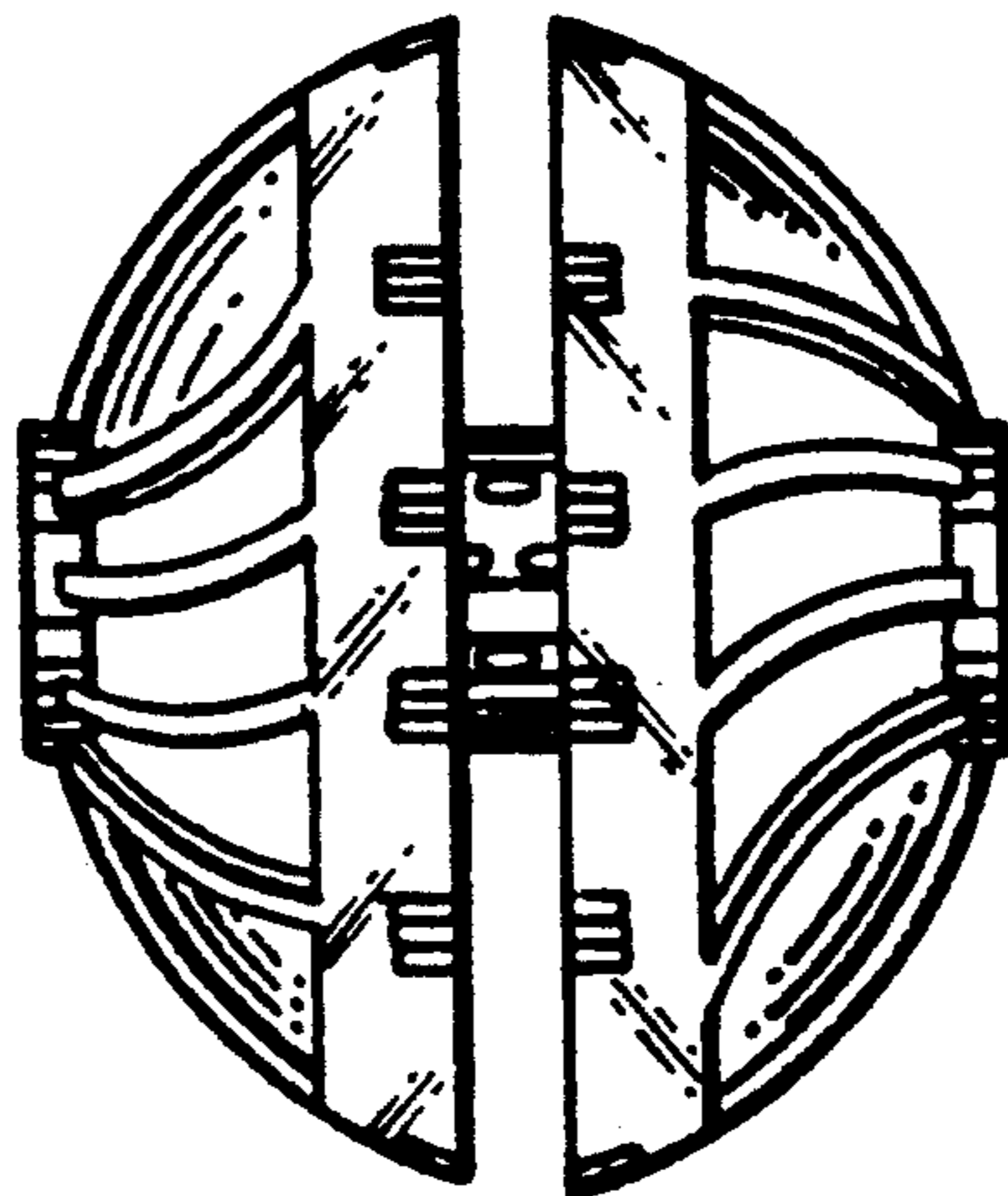


FIG.5




FIG.6




FIG.7

