



US00D336517S

United States Patent [19]
McKeown

[11] **Patent Number: Des. 336,517**
[45] **Date of Patent: ** Jun. 15, 1993**

[54] **DENTAL INSTRUMENT HANDLE**

[75] **Inventor: Timothy McKeown, Chicago, Ill.**

[73] **Assignee: Hu-Friedy Mfg. Co., Inc., Chicago, Ill.**

[**] **Term: 14 Years**

[21] **Appl. No.: 692,044**

[22] **Filed: Apr. 26, 1991**

[52] **U.S. Cl. D24/133; D24/152; D19/54**

[58] **Field of Search D24/133, 146, 152-154; 433/141-147, 114; D19/41, 45, 47, 49, 51, 54**

[56] **References Cited**

U.S. PATENT DOCUMENTS

- 36,878 4/1904 Seeger D24/154
- 92,362 5/1934 Neuhoff D19/49
- D. 188,788 9/1960 Lamb D24/133

- D. 244,529 5/1977 Gomez D19/49
- D. 303,148 8/1989 Rexroth et al. D24/146

Primary Examiner—Susan J. Lucas
Assistant Examiner—M. H. Tung
Attorney, Agent, or Firm—Dressler, Goldsmith, Shore, Sutker & Milnamow, Ltd.

[57] **CLAIM**

The ornamental design for a dental instrument handle, as shown and described.

DESCRIPTION

FIG. 1 is a perspective view of a dental instrument handle showing my new design, the broken line drawing of dental tips is for illustrative purposes only and forms no part of the claimed design;

FIG. 2 is a side elevational view thereof, all sides being identical, on an enlarged scale; and,

FIG. 3 is an end elevational view thereof, the opposite end being identical.

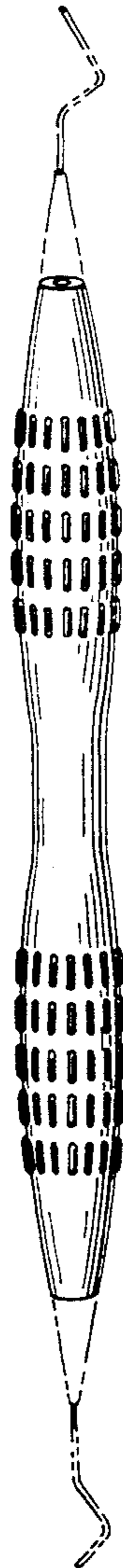


Fig. 1

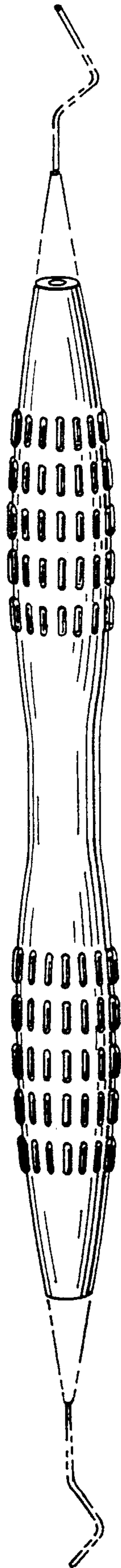


Fig. 2

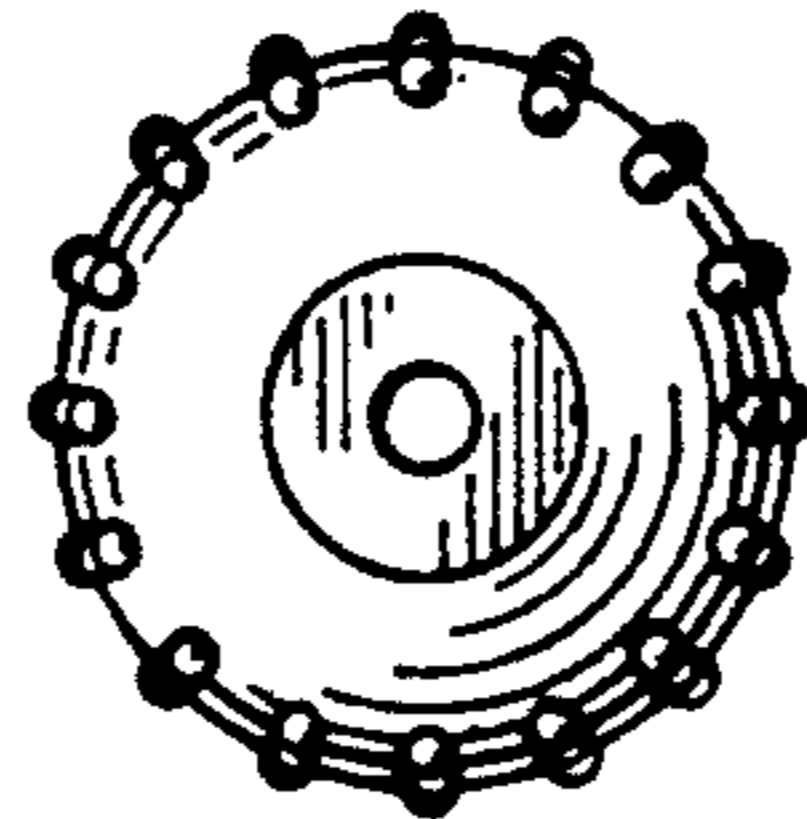
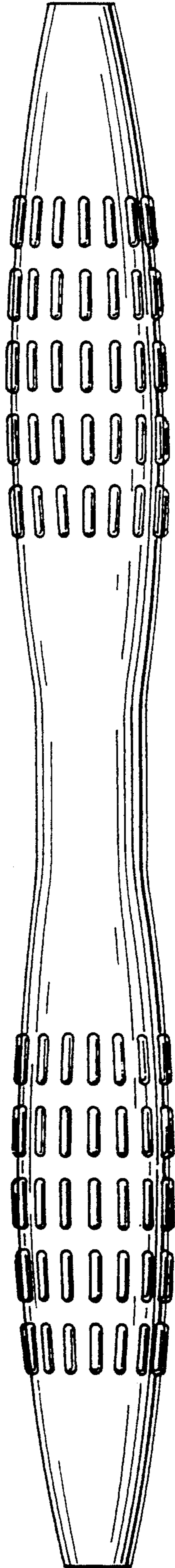


Fig. 3