



US00D336513S

United States Patent [19]

[11] Patent Number: **Des. 336,513**

Junkin et al.

[45] Date of Patent: **** Jun. 15, 1993**

[54] **CEILING FAN BLADE**

[75] Inventors: **Leigh A. Junkin, Somerville, Tenn.;**
William N. Taylor, III, Carrollton,
Tex.

[73] Assignee: **Hunter Fan Company, Memphis,**
Tenn.

[**] Term: **14 Years**

[21] Appl. No.: **595,380**

[22] Filed: **Oct. 10, 1990**

[52] U.S. Cl. **D23/413**

[58] Field of Search **D23/377-379,**
D23/385, 411, 413; 416/5; D21/235

[56] **References Cited**

U.S. PATENT DOCUMENTS

238,313	3/1981	Solomons	416/246
D. 292,313	10/1987	Fawai	D23/377
D. 306,643	3/1990	Taylor, III	D23/413
D. 313,467	1/1991	Frampton	D23/379
D. 325,778	4/1992	Taylor, III	D23/413
359,374	3/1887	Wright	416/139
781,657	2/1905	Jones	416/111
1,686,214	10/1928	Kyle	416/210 R
1,811,441	6/1931	Smith	416/144
1,868,113	7/1932	Ljungstrom	416/143
2,632,598	3/1953	Wales, Jr.	416/4

3,260,312	7/1966	Elmer	416/230
3,597,108	8/1971	Mercer et al.	416/246
4,248,568	2/1981	Lechner	416/432 B
4,676,721	6/1987	Hardee	416/146 R
4,832,572	5/1989	Prucha et al.	416/146 R

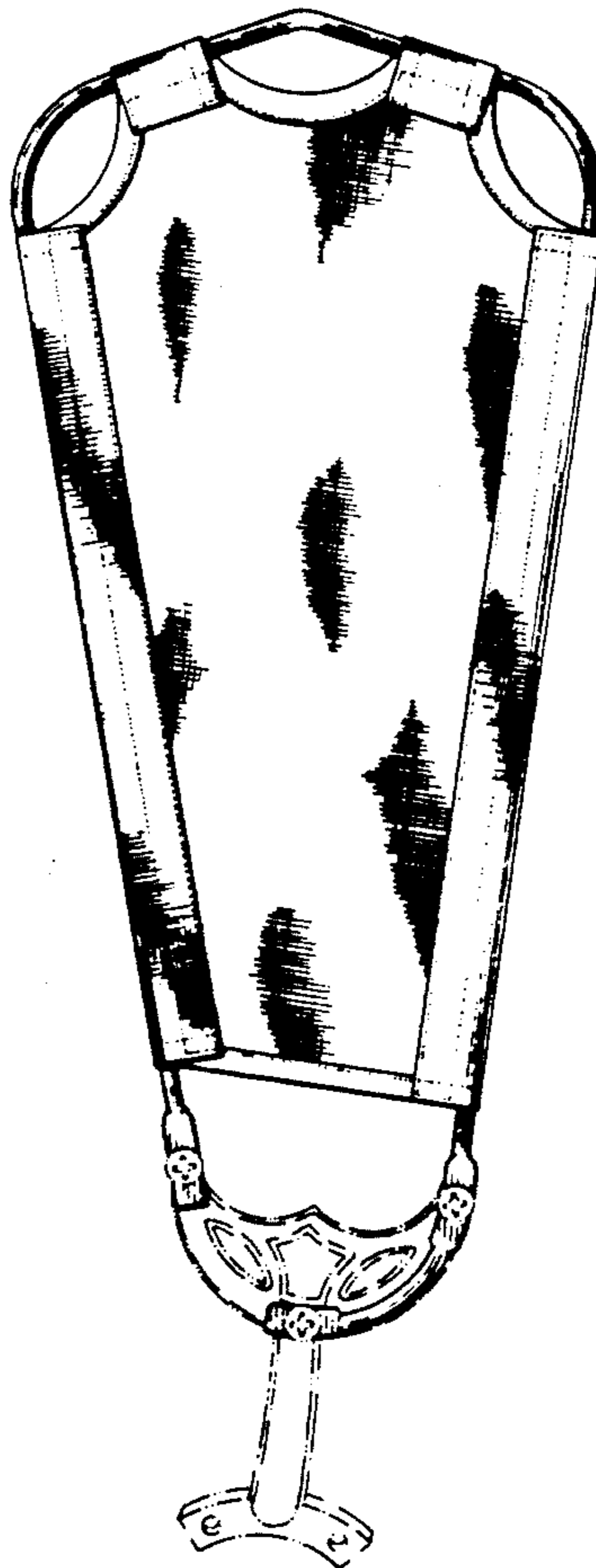
Primary Examiner—Wallace R. Burke
Assistant Examiner—Lisa Lichtenstein
Attorney, Agent, or Firm—Heiskell, Donelson, Bearman,
Adams, Williams & Kirsch

[57] CLAIM

The ornamental design for a ceiling fan blade, as shown and described.

DESCRIPTION

FIG. 1 is a top plan view of a ceiling fan blade showing my new design;
FIG. 2 is a bottom plan view thereof;
FIG. 3 is a right side elevational view thereof;
FIG. 4 is a left side elevational view thereof;
FIG. 5 is a right end elevational view thereof; and,
FIG. 6 is a left end elevational view thereof.
The broken line showing of blade irons in FIGS. 1-6 is for illustrative purposes only, and forms no part of the claimed design.
The fragmentary criss-cross pattern shown in FIGS. 1-6, is understood to be repeated throughout the blade panel.



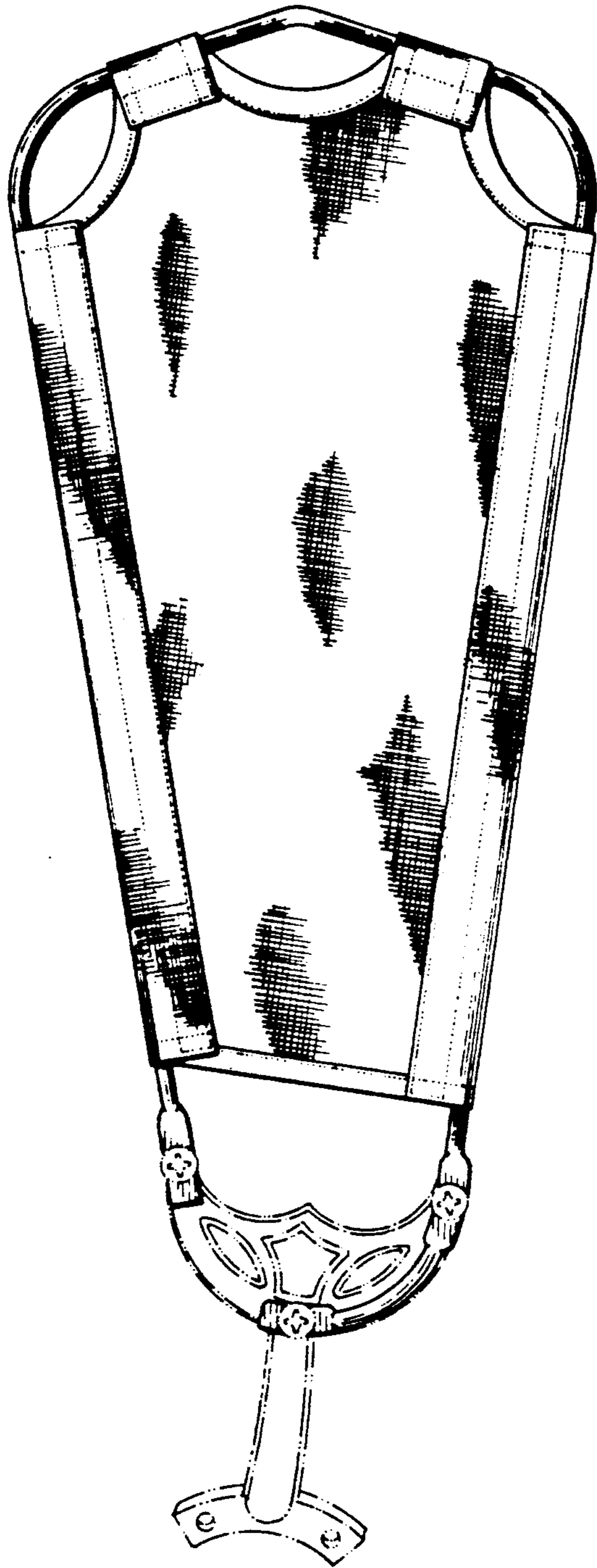


FIG. 1




FIG. 2



FIG. 3

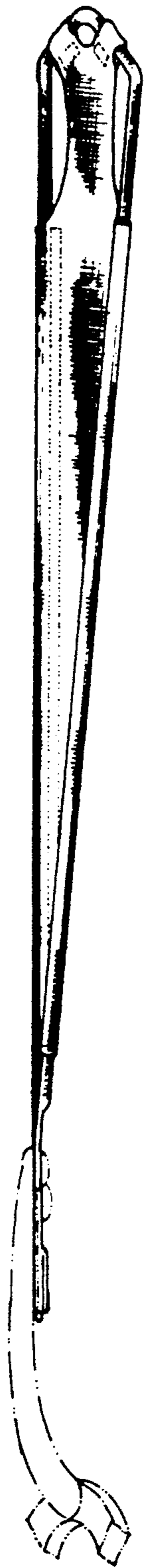


FIG. 4

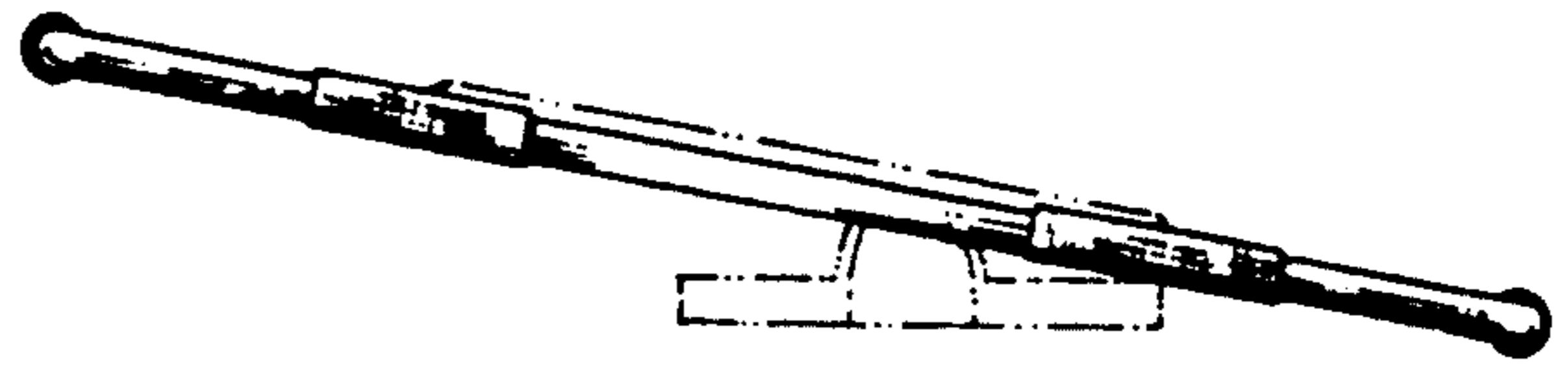


FIG. 5

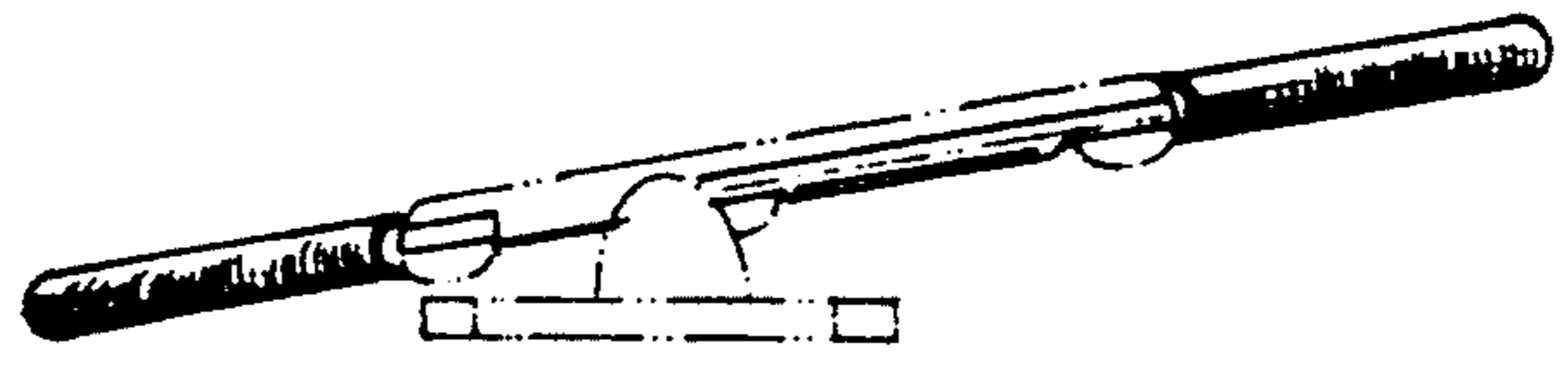


FIG. 6