



US00D336508S

# United States Patent [19]

[11] Patent Number: **Des. 336,508**

**Mathews**

[45] Date of Patent: **\*\* Jun. 15, 1993**

[54] FISH HOLDING NET

[76] Inventor: **Hal Mathews**, 5806 Lake Bend Rd.,  
Tampa, Fla. 33614

[\*\*] Term: **14 Years**

[21] Appl. No.: **556,983**

[22] Filed: **Jul. 25, 1990**

[52] U.S. Cl. .... **D22/135**

[58] Field of Search ..... **D22/135, 121; D3/38;**  
**206/315.11; 383/28, 102; 43/44.99, 17.5, 55,**  
**54.1, 100**

4,498,190 2/1985 Garlick ..... 43/55 X  
 4,570,374 2/1986 Baxley ..... 43/55  
 4,858,372 8/1989 Ray ..... 43/55  
 4,903,429 2/1990 Tetenes ..... 43/55 X  
 4,905,404 3/1990 Pasion et al. .... 43/55

*Primary Examiner*—A. Hugo Word  
*Assistant Examiner*—Doris V. Coles  
*Attorney, Agent, or Firm*—Terry M. Gernstein

### [57] CLAIM

The ornamental design for a fish holding net, as shown and described.

### [56] References Cited

#### U.S. PATENT DOCUMENTS

D. 254,503 3/1980 Balasquez ..... D22/135 X  
 D. 256,490 8/1980 Schuchting, Jr. .... D22/135  
 2,971,284 2/1961 Opel ..... D22/135 X  
 2,982,045 5/1961 Highland ..... D22/135 X  
 3,095,601 7/1963 Wier, Sr. .... 43/55  
 4,251,943 2/1981 Sawlsville ..... 43/55

### DESCRIPTION

FIG. 1 is a perspective view of a fish holding net embodying the design of the present invention;  
 FIG. 2 is a typical side elevational view thereof, all side elevational views being similar to the side elevational view shown in FIG. 2;  
 FIG. 3 is a top plan view thereof; and,  
 FIG. 4 is a bottom view thereof.




FIG. 1

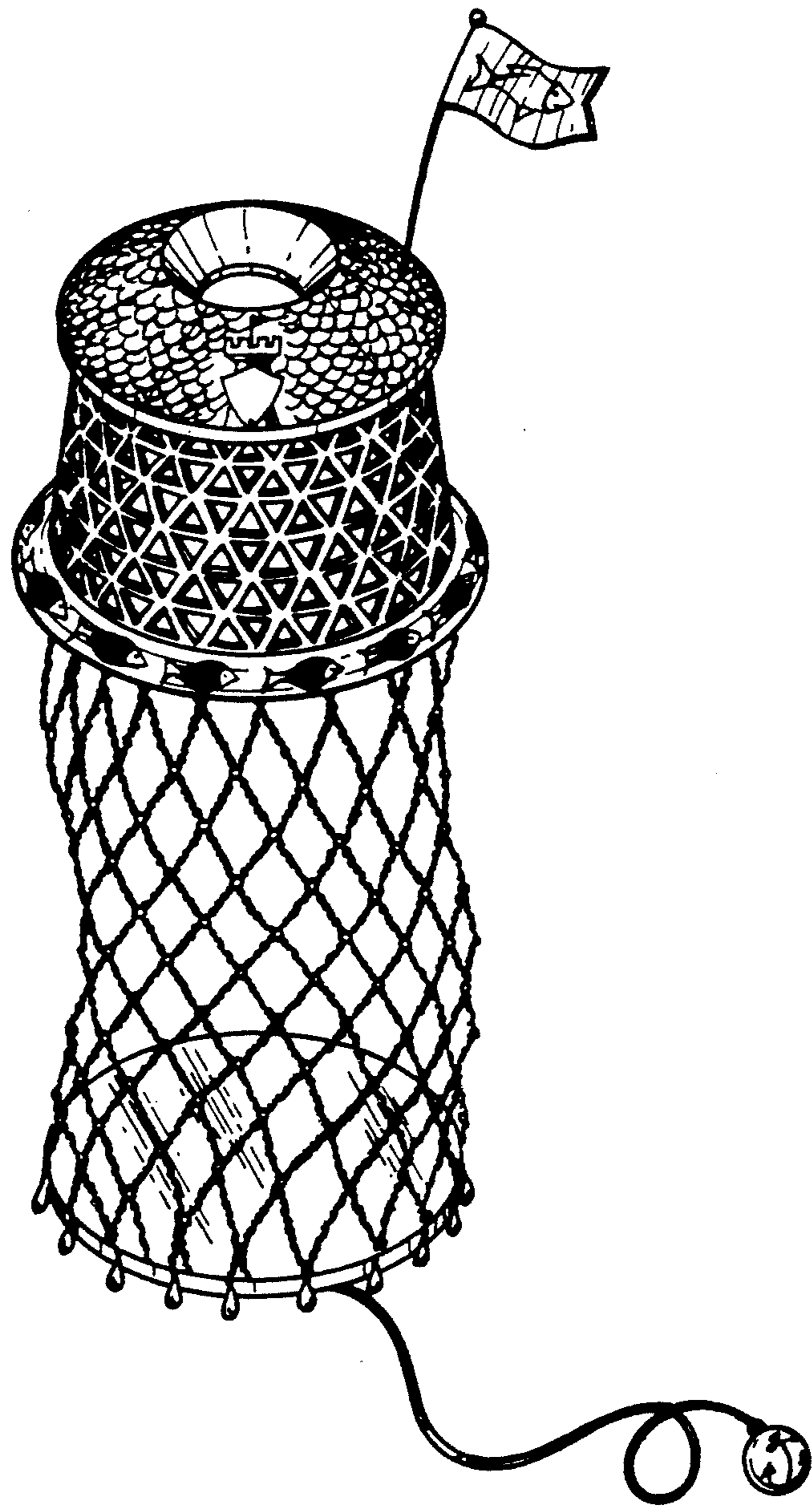


FIG. 3

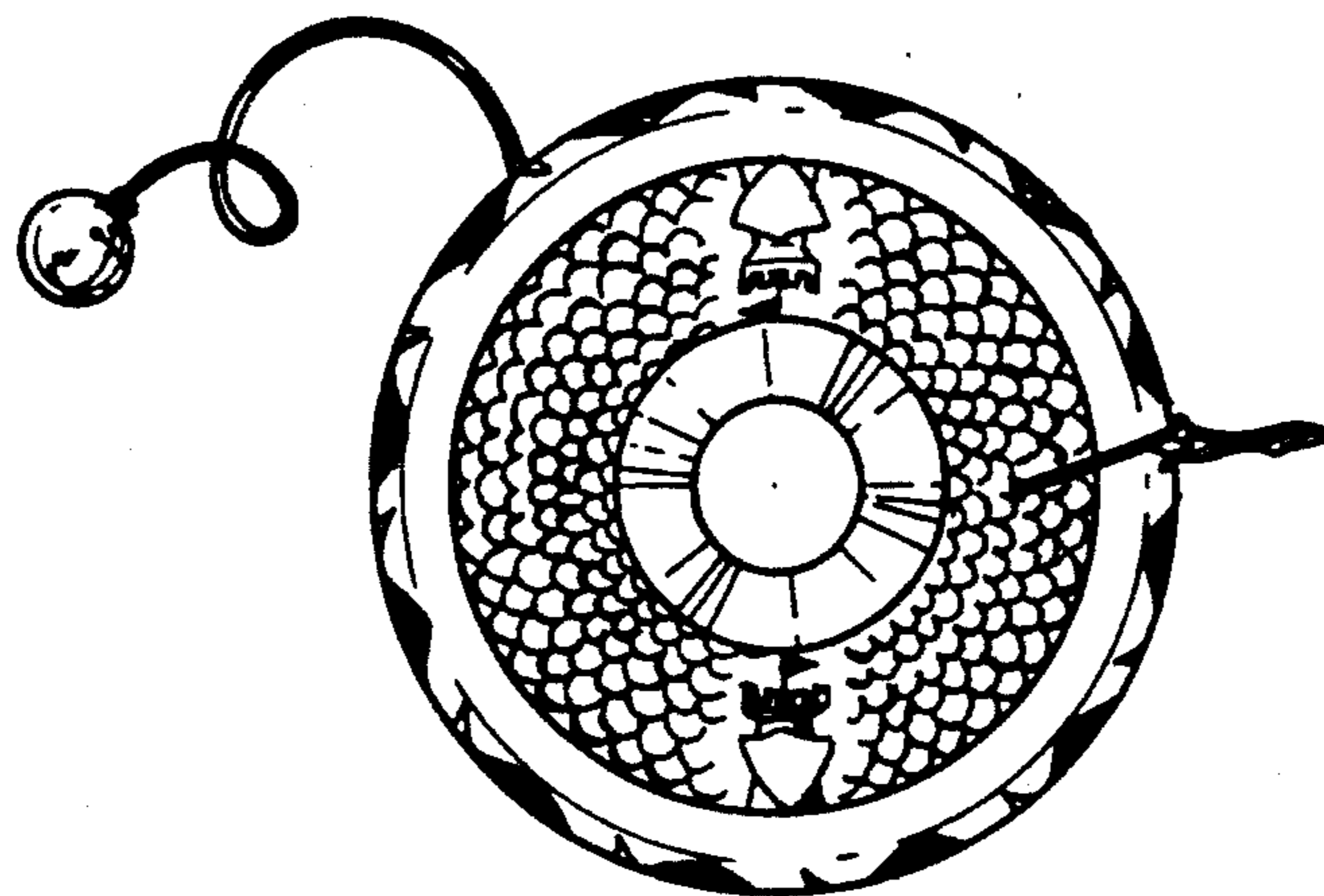


FIG. 2




FIG. 4

