



US00D336472S

United States Patent [19]

[11] Patent Number: Des. 336,472

Lin

[45] Date of Patent: \*\* Jun. 15, 1993

[54] TELEPHONE SET

[76] Inventor: Haur J. Lin, P.O. Box:103-03, Taipei, Taiwan

[\*\*] Term: 14 Years

[21] Appl. No.: 648,338

[22] Filed: Jan. 30, 1991

[52] U.S. Cl. .... D14/138

[58] Field of Search ..... D14/147, 247, 138, 148; 379/433

[56] References Cited

U.S. PATENT DOCUMENTS

D. 263,707	4/1982	Fukushima et al. ....	D14/247
D. 264,465	5/1982	MacKensie .....	D14/147
D. 272,344	1/1984	MacKensie .....	D14/147
D. 302,689	8/1989	Murakami et al. ....	D14/138
D. 305,427	1/1990	Soren et al. ....	D14/147 X
D. 319,441	8/1991	Konno et al. ....	D14/148 X
D. 323,325	1/1992	Seke .....	D14/138

OTHER PUBLICATIONS

Translator Ad; From Villa Voyage, vol. 4, No. 2; Jun. 1989; Pocket Dictionary.

Primary Examiner—Susan J. Lucas  
Attorney, Agent, or Firm—Bacon & Thomas

[57] CLAIM

The ornamental design for a telephone set, as shown and described.

DESCRIPTION

FIG. 1 is a perspective view of the telephone set shown my new design, with the telephone in the extended position;

FIG. 2 is a front elevational view of the design;


FIG. 3 is a rear elevational view of the design;

FIG. 4 is a right side elevational view of the design, wherein the left side elevational view of is substantially identical;

FIG. 5 is a top plan view of the design;

FIG. 6 is a bottom plan view of the design; and,

FIG. 7 is a front perspective view thereof, with the telephone set in the retracted position.






FIG. 1




FIG. 2

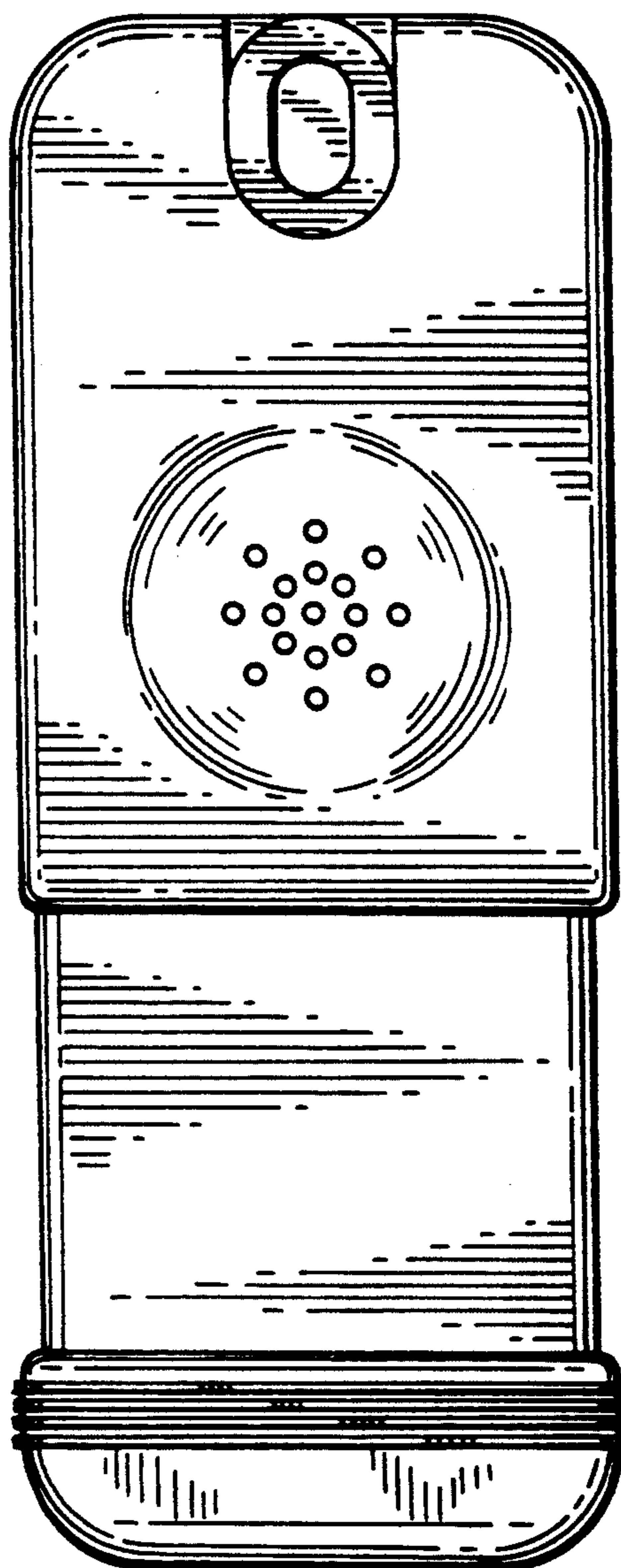


FIG. 3

FIG. 4

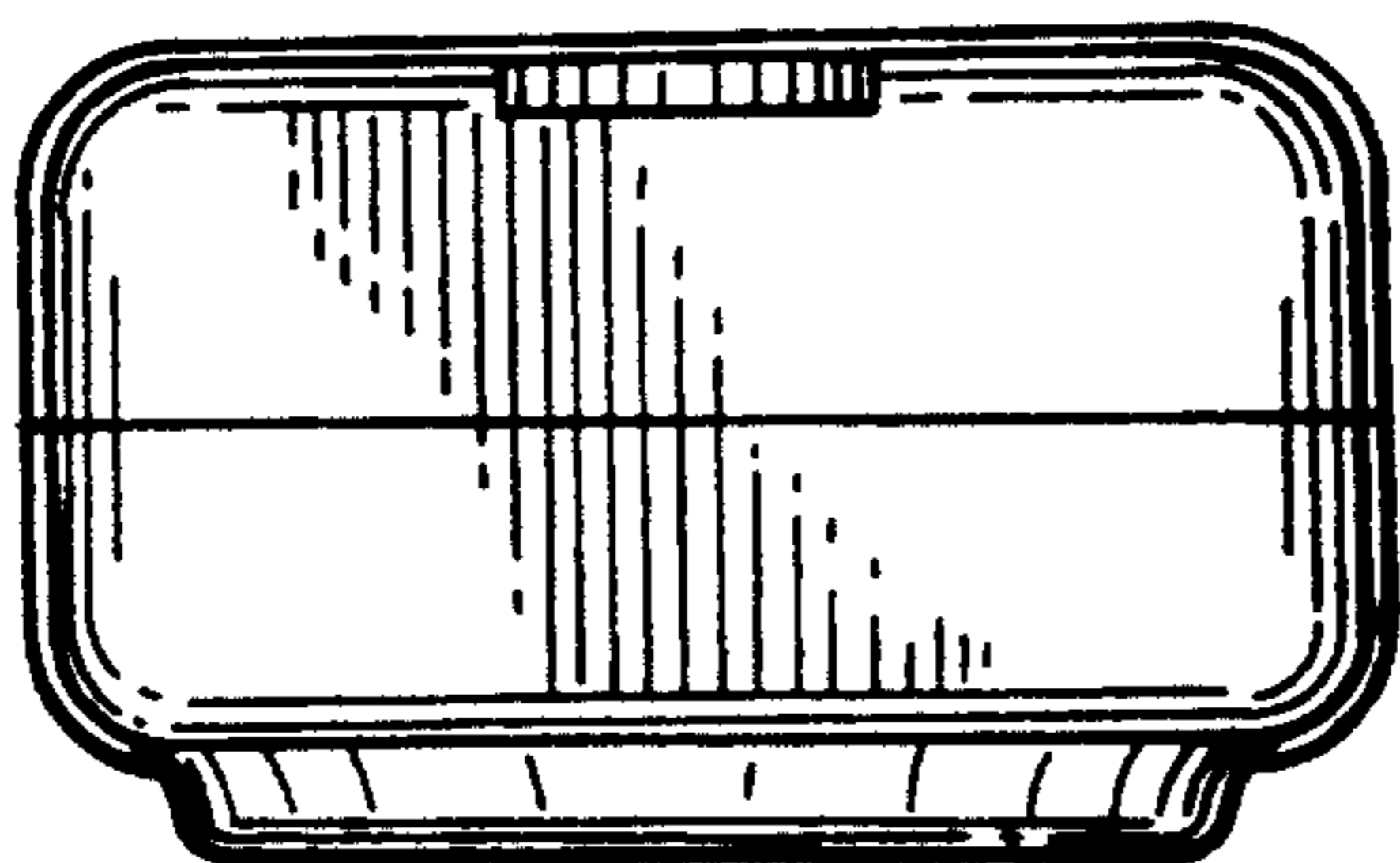
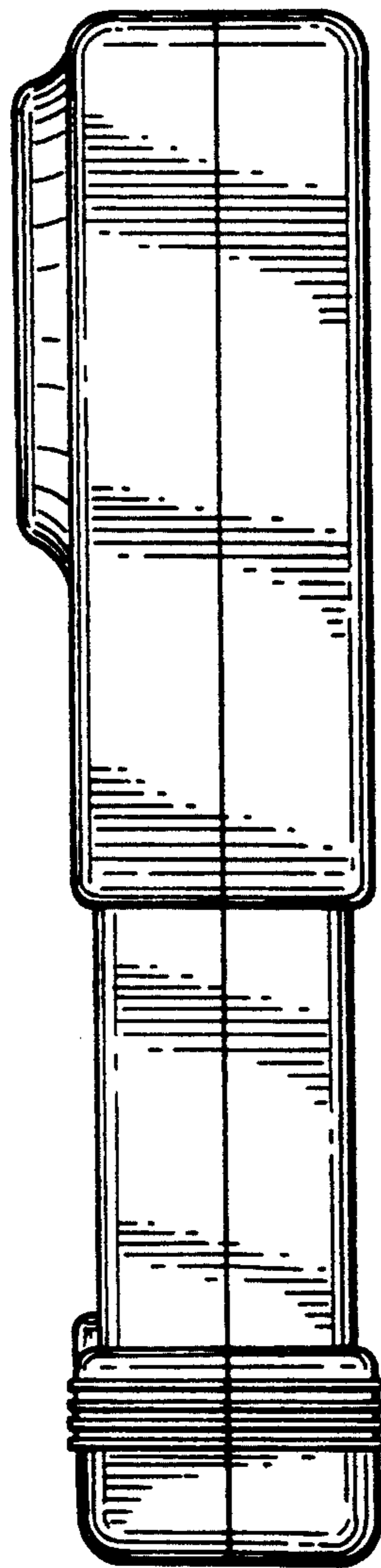


FIG. 5

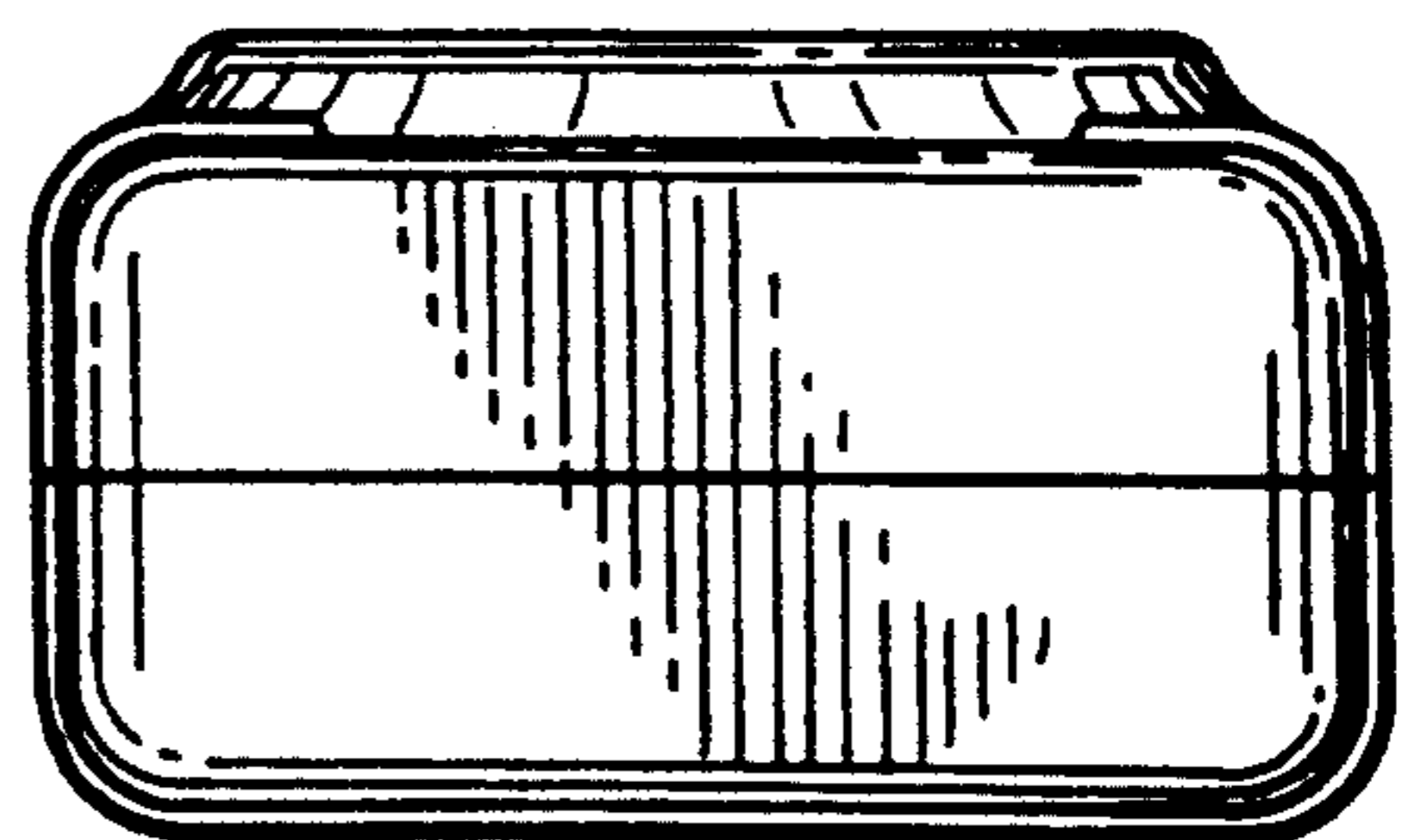


FIG. 6




FIG. 7