



US00D336441S

United States Patent [19]

[11] Patent Number: **Des. 336,441**

Meyer

[45] Date of Patent: **** Jun. 15, 1993**

[54] **HAND HELD BUSINESS TIMER**

[76] Inventor: **Carl W. Meyer, 1428 Westgate Dr., Fort Lee, N.J. 07024**

[**] Term: **14 Years**

[21] Appl. No.: **648,415**

[22] Filed: **Jan. 30, 1991**

[52] U.S. Cl. **D10/40; D10/15; D18/1**

[58] Field of Search **D10/1-40, D10/122-132; D18/2, 6-8; D14/106; 368/107-121, 73, 21, 10, 108; 364/706-710**

[56] **References Cited**

U.S. PATENT DOCUMENTS

D. 241,954	10/1976	King	D10/40
D. 260,138	8/1981	Chapman	D10/40
D. 274,798	7/1984	O'Hara	D10/15 X
D. 276,507	11/1984	Nocon	D10/40
D. 298,416	11/1988	Rarocy	D10/40

4,017,857	4/1977	Evans	.
4,536,646	8/1985	Adams	.
4,658,357	4/1987	Carroll	.
4,712,923	12/1987	Martin 368/73 X
4,858,207	8/1989	Buchner 368/107 X
4,962,491	10/1990	Schaeffer 368/21

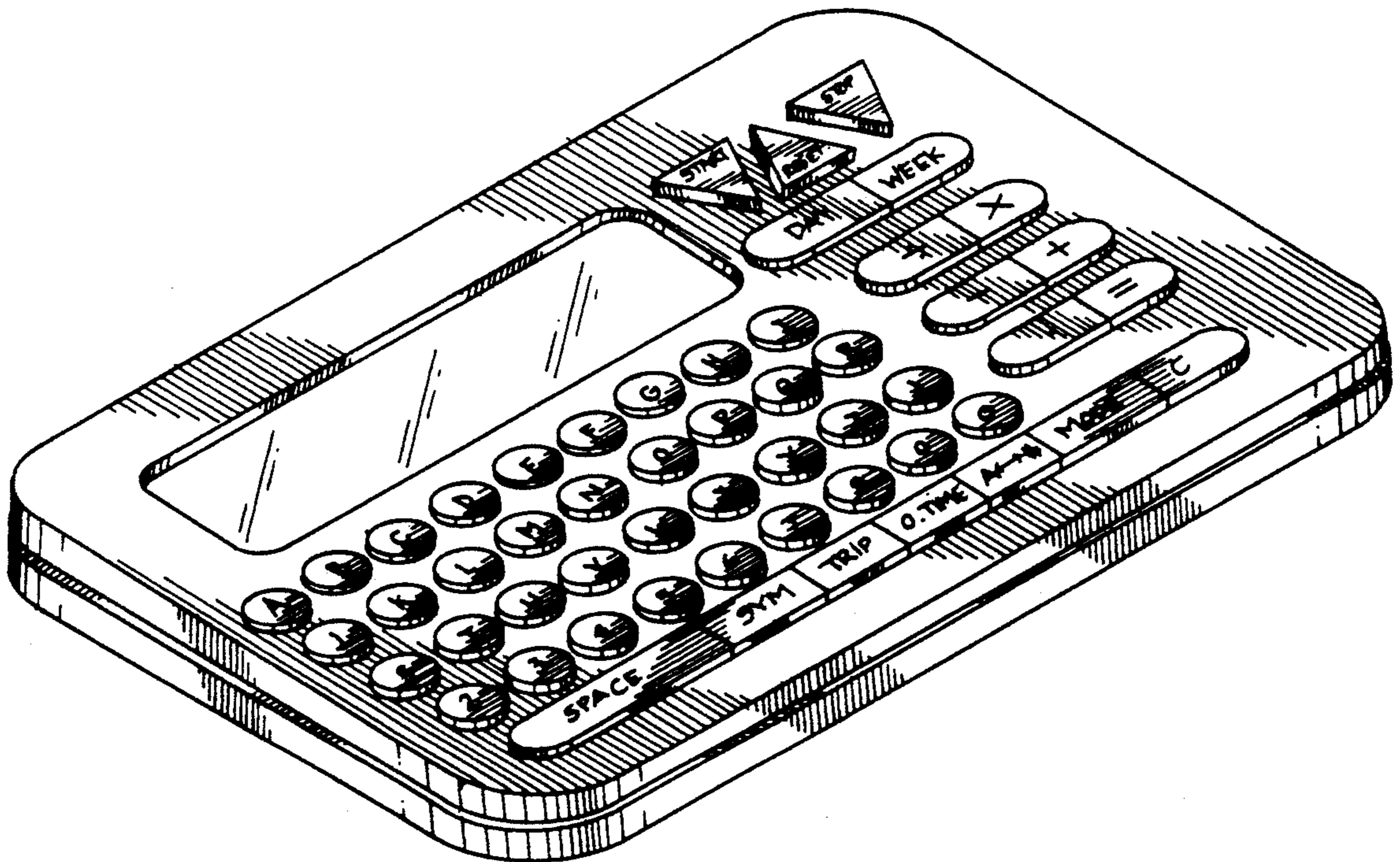
Primary Examiner—Nelson C. Holtje
Attorney, Agent, or Firm—Terry M. Gernstein

[57] CLAIM

The ornamental design for a hand held business timer, as shown and described.

DESCRIPTION

FIG. 1 is a perspective view of the hand held business timer embodying the design of the present invention; FIG. 2 is a front elevational view thereof; FIG. 3 is a rear elevational view thereof; FIG. 4 is a side elevational view thereof, the side opposite being a mirror image of the side shown in FIG. 4; FIG. 5 is a top plan view thereof; and, FIG. 6 is a bottom view thereof.



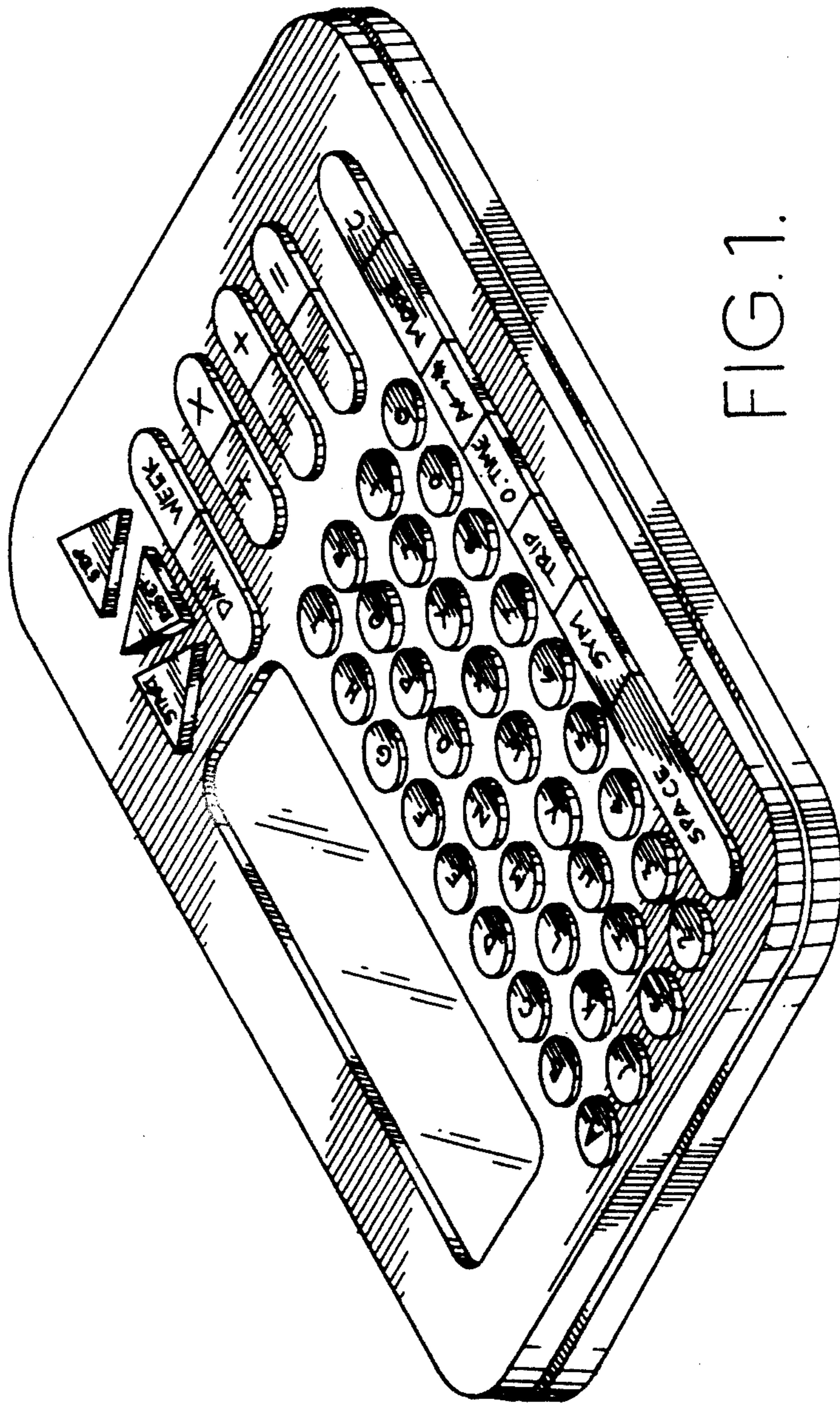


FIG. 1.

FIG. 2.

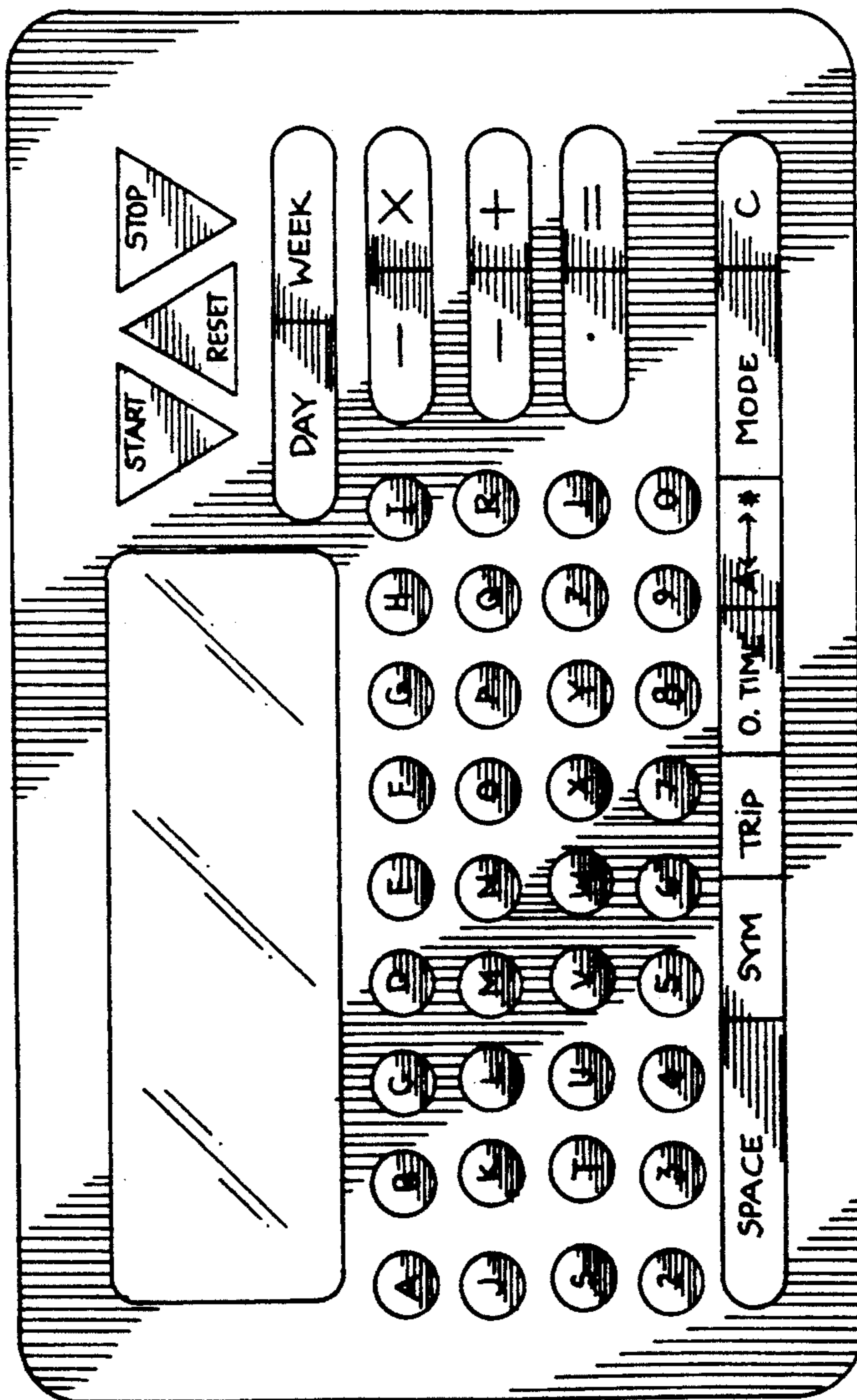


FIG. 4.



FIG. 5.




FIG. 6.

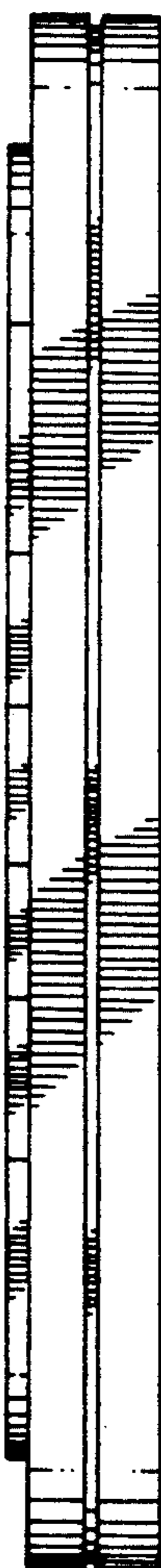


FIG. 3.

