



US00D336419S

# United States Patent [19]

[11] Patent Number: **Des. 336,419**

Leggett

[45] Date of Patent: **\*\* Jun. 15, 1993**

## [54] PUNCH-OUT WALL PLATE

[76] Inventor: **William Leggett**, P.O. Box 1034, Azle, Tex. 76020-1034

[\*\*] Term: **14 Years**

[21] Appl. No.: **560,325**

[22] Filed: **Jul. 31, 1990**

[52] U.S. Cl. .... **D8/351; D8/353**

[58] Field of Search ..... **D8/351, 353; 174/66, 174/67; D13/177; 220/241, 242, 266, 287**

## OTHER PUBLICATIONS

Handbook of Pictorial Symbols; R. Modley; ©1976; p. 50; light bulb symbol (row 4).

Handbook of Pictorial Symbols; R. Modley; ©1976; p. 48; plug symbol (row 5).

*Primary Examiner*—B. J. Bullock

*Attorney, Agent, or Firm*—Terry M. Gernstein

## [57] CLAIM

The ornamental design for a punch-out wall plate, as shown and described.

## DESCRIPTION

FIG. 1 is a front perspective view of a punch-out wall plate embodying my new design;

FIG. 2 is a front elevational view thereof, the rear being unornamented;

FIG. 3 is a right side elevational view taken at a 90° angle;

FIG. 4 is a left side elevational view taken at a 270° angle;

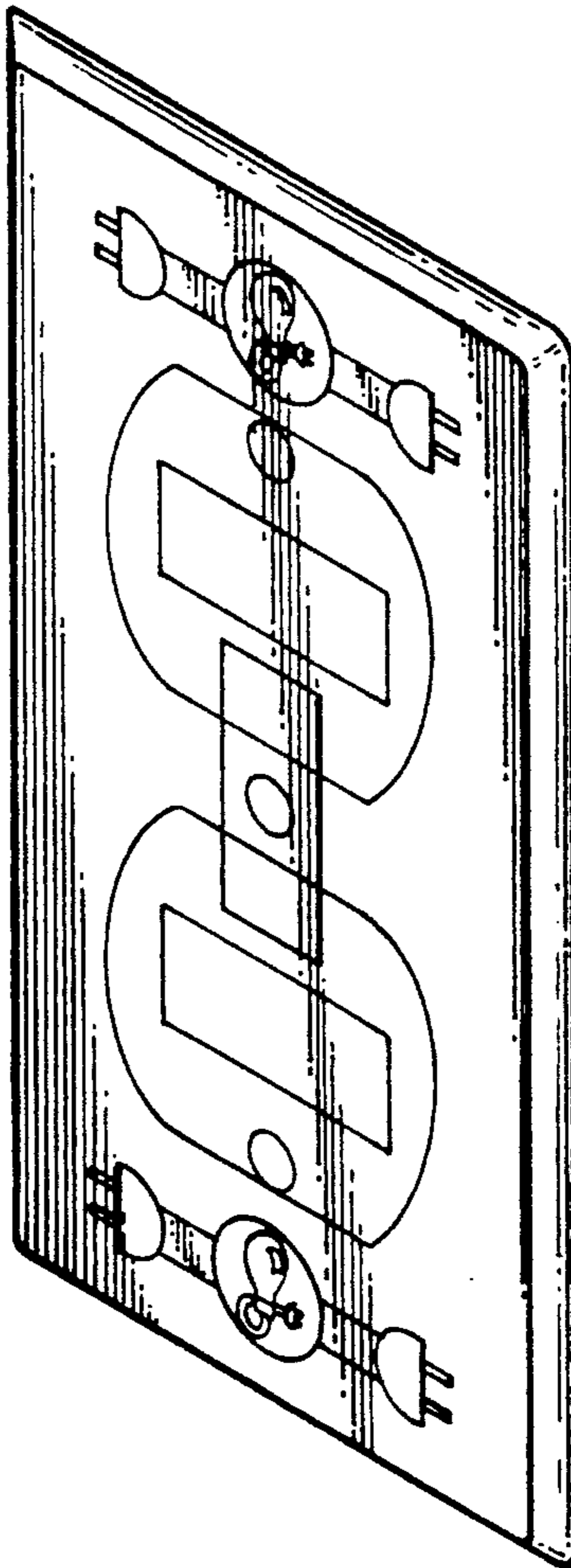
FIG. 5 is a top plan view thereof; and,

FIG. 6 is a bottom view thereof.

## [56] References Cited

### U.S. PATENT DOCUMENTS

3,113,174	12/1963	Spiteri .	
3,307,030	2/1967	DeFrancisco .	
3,437,738	4/1969	Wagner .....	174/66
3,840,692	10/1974	Wells .....	174/66
4,798,916	1/1989	Engel et al. ....	174/67
4,825,339	4/1989	Boudon .....	220/266
4,833,277	5/1989	Jacoby .	
4,952,755	8/1990	Engel et al. ....	174/67



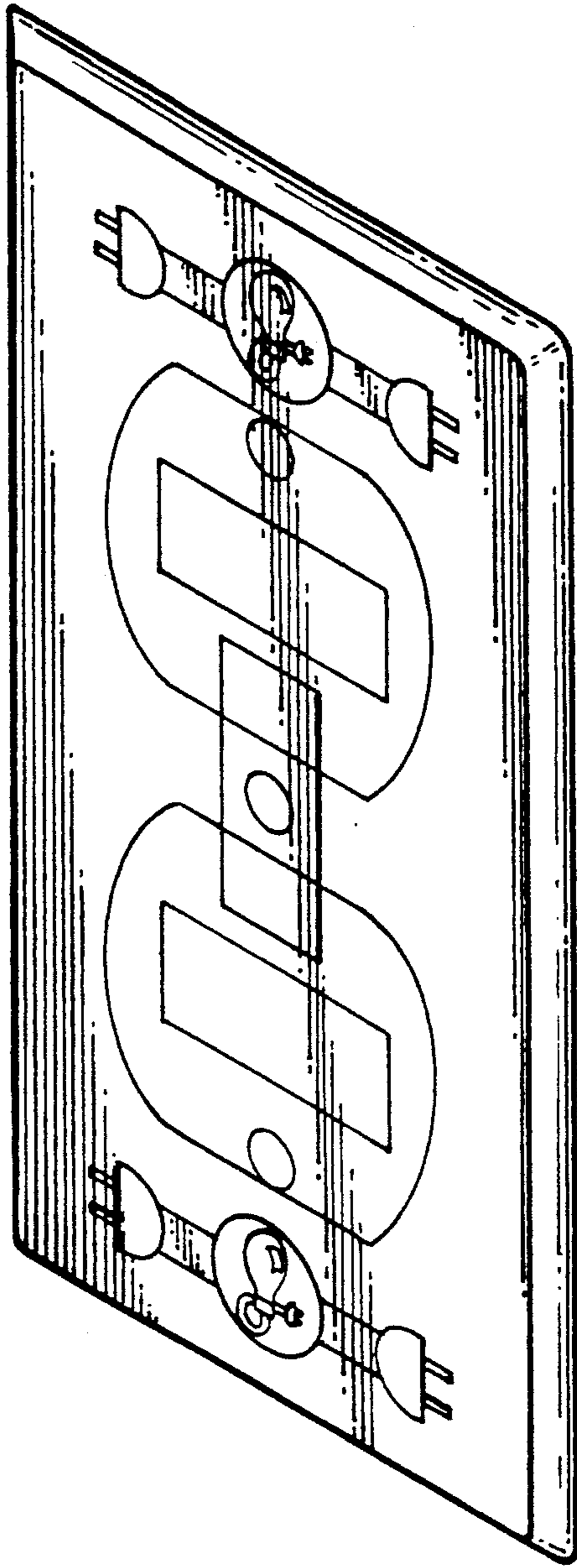


FIG. 1



FIG. 5

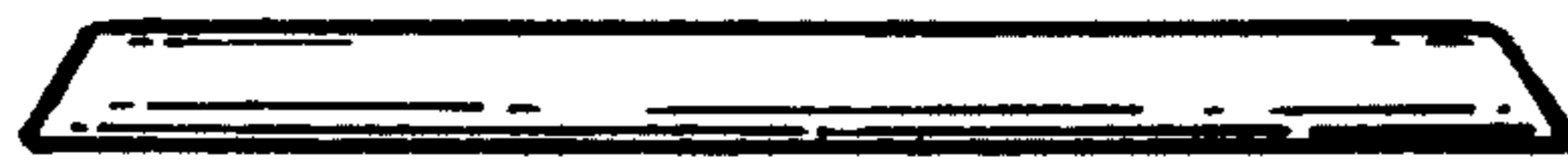


FIG. 6

FIG. 2

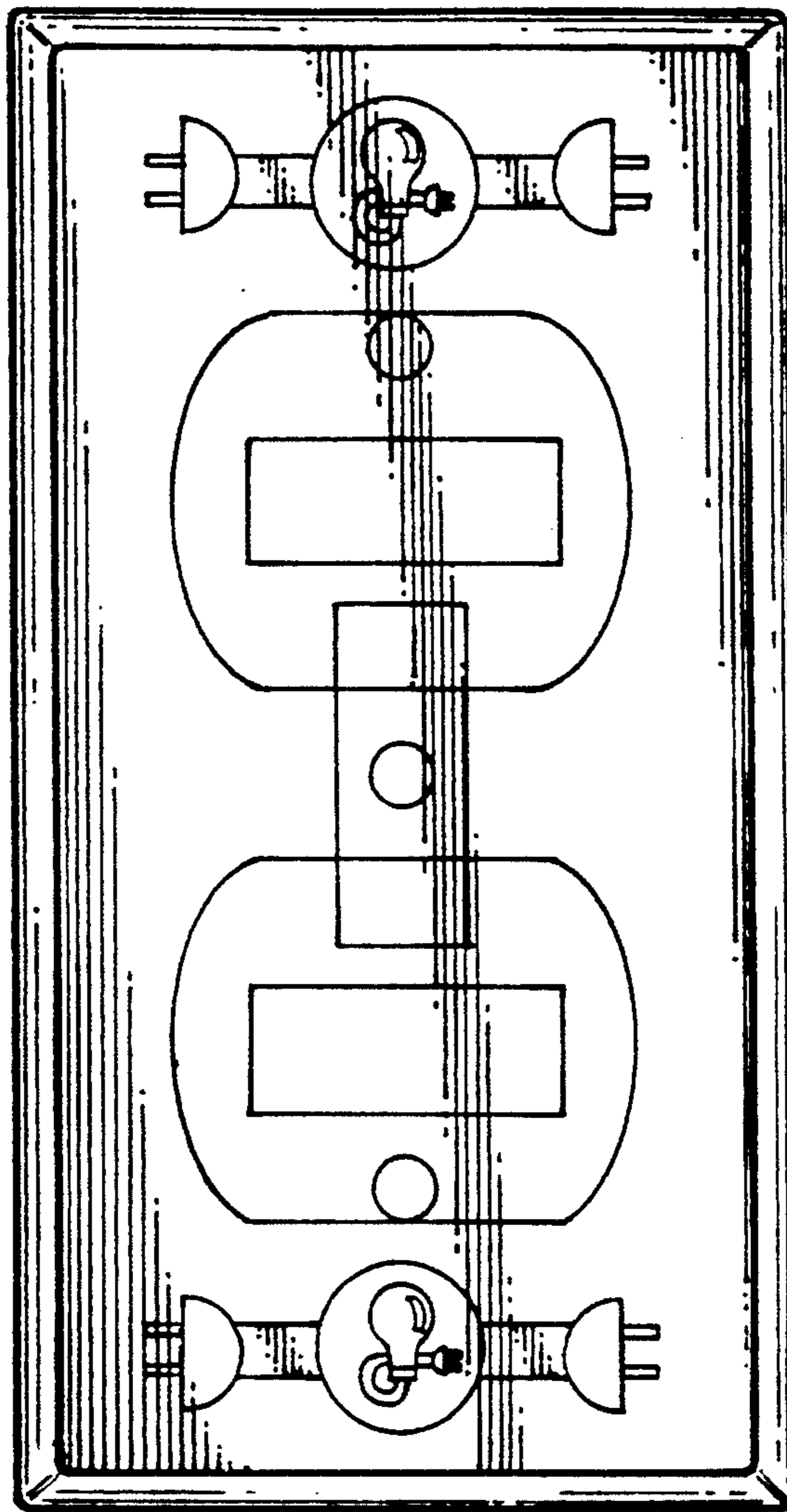


FIG. 3




FIG. 4