



US00D336413S

United States Patent [19]

[11] Patent Number: **Des. 336,413**

Ebert

[45] Date of Patent: **** Jun. 15, 1993**

[54] **COMBINED NAIL PUNCH AND STAPLE SET**

530,252	12/1894	White	81/44
1,264,904	5/1918	Stefan	81/44
1,495,092	2/1923	Makowski	81/44
1,688,445	6/1927	Williams	81/44

[76] Inventor: **Arthur E. Ebert, Rte. 2 Box 216, Ninety Six, S.C. 29666**

[**] Term: **14 Years**

[21] Appl. No.: **489,173**

[22] Filed: **Mar. 5, 1990**

[52] U.S. Cl. **D8/47**

[58] Field of Search **D8/47; 81/44**

[56] **References Cited**

U.S. PATENT DOCUMENTS

25,308	3/1896	Neff	D8/47
33,792	12/1900	Adkins	D8/47
D. 45,049	12/1913	Mueller	8/47
46,716	12/1914	Kemp	D8/47
D. 57,630	4/1921	Frampton	8/47
D. 137,458	1/1944	Bedell	8/47
D. 271,559	11/1983	Reimann	D8/47
D. 297,400	8/1988	Oakes	D8/47
493,758	3/1893	Davidson	81/44

OTHER PUBLICATIONS

James Supply Catalog ©1918 FIG. 1193G.

Primary Examiner—Bernard Ansher

Assistant Examiner—R. Barkai

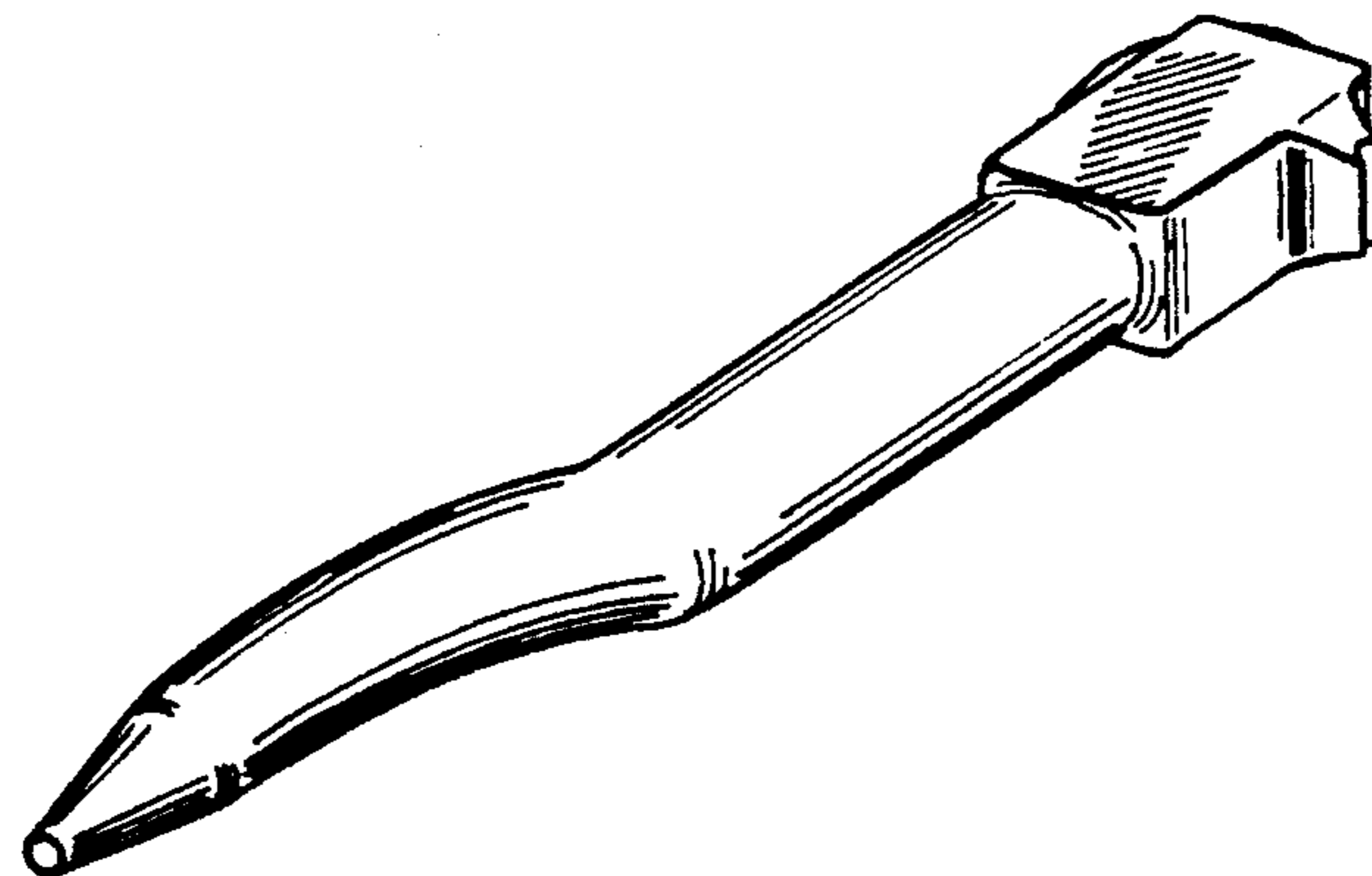
Attorney, Agent, or Firm—Dority & Manning

[57] **CLAIM**

The ornamental design of combined nail punch and staple set, as shown and described.

DESCRIPTION

FIG. 1 is a left side elevational view of a combined nail punch and staple set showing my new design; FIG. 2 is a front elevational view thereof; FIG. 3 is right side elevational view thereof; FIG. 4 is a rear elevational view thereof; FIG. 5 is a bottom plan view thereof; FIG. 6 is a top plan view thereof; and, FIG. 7 is a perspective view thereof.



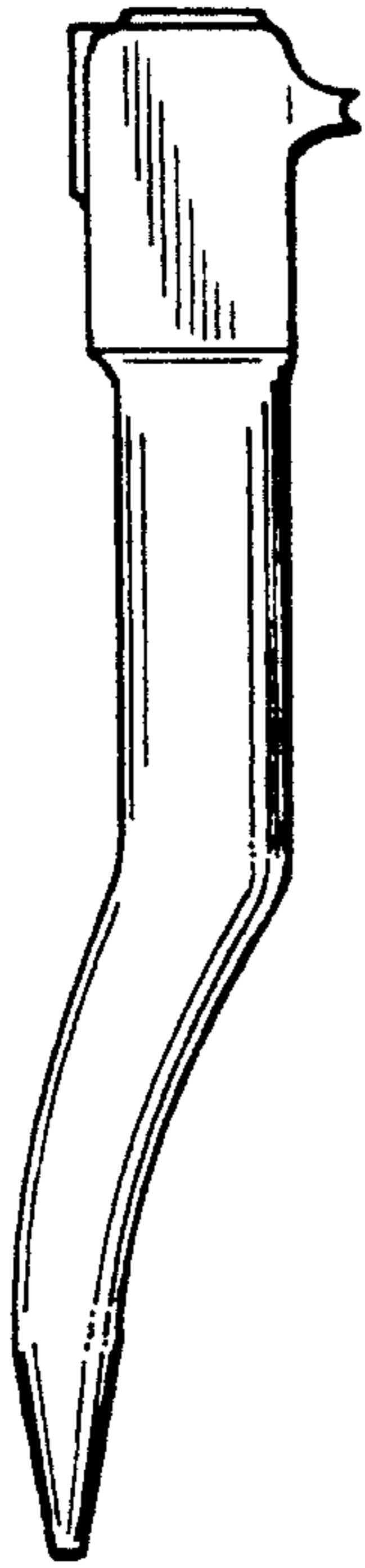


Fig. 1



Fig. 2

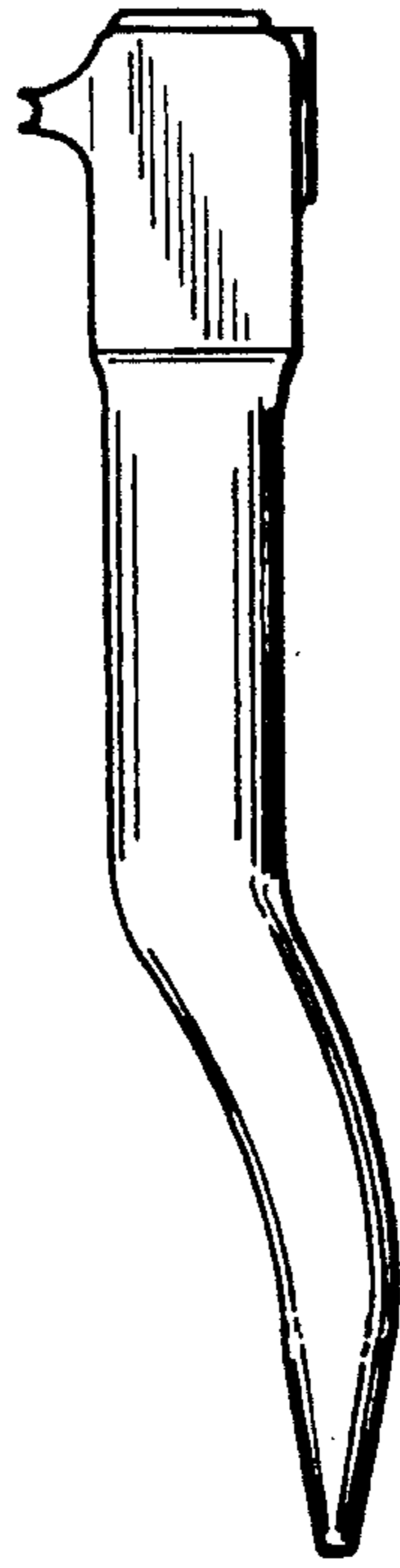


Fig. 3



Fig. 4



Fig. 5



Fig. 6

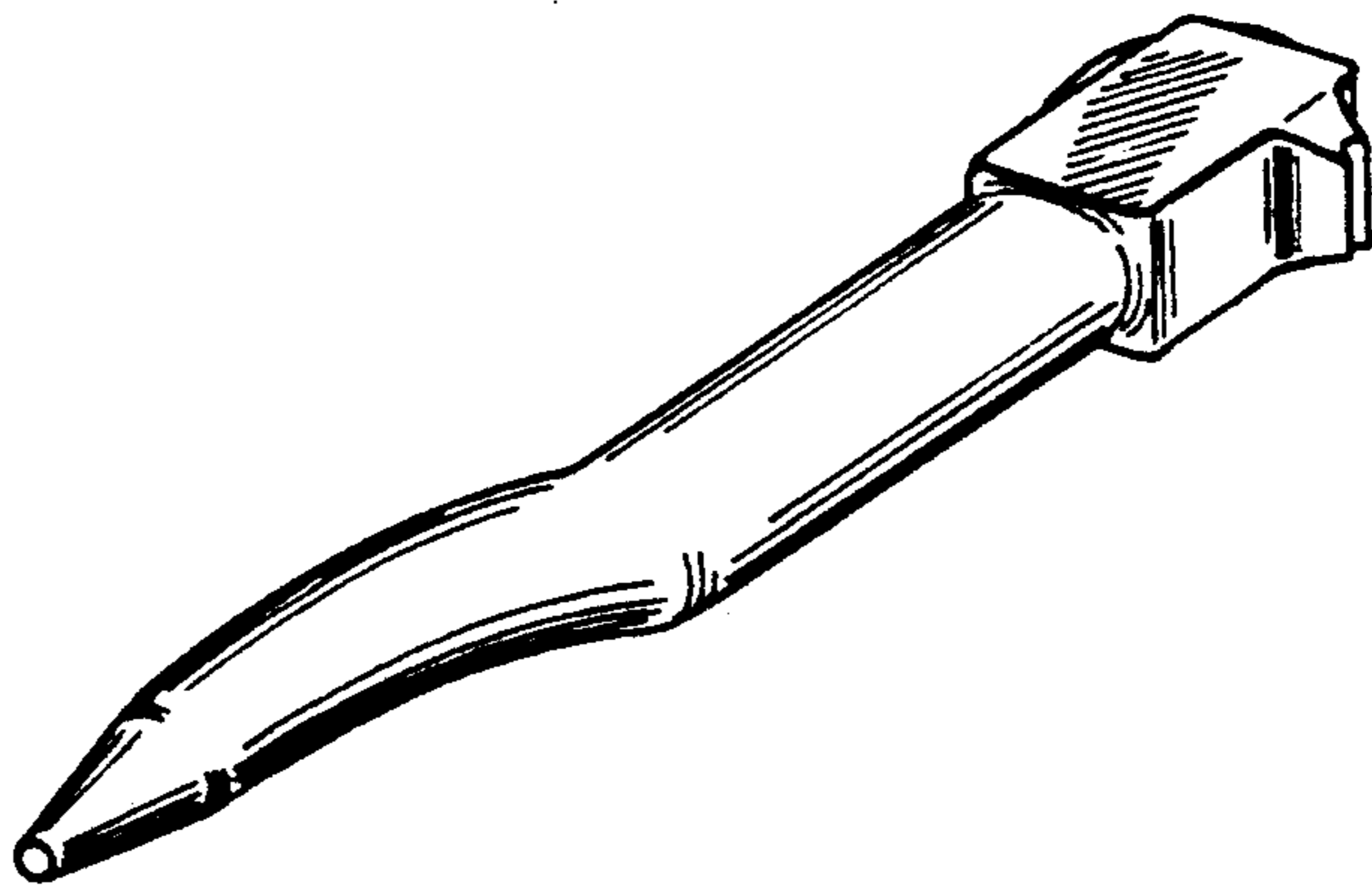


Fig. 7