



US00D336412S

United States Patent [19]

[11] Patent Number: **Des. 336,412**

Wensley et al.

[45] Date of Patent: **** Jun. 15, 1993**

[54] **GARDEN PRUNER**

[75] Inventors: **Stephen Wensley, Llantwit Major; Alan S. Merrick, Cowbridge, both of Wales; David S. Duncan, London, England**

[73] Assignee: **Fiskars Oy Ab, Helsinki, Finland**

[**] Term: **14 Years**

[21] Appl. No.: **618,270**

[22] Filed: **Nov. 26, 1990**

[30] **Foreign Application Priority Data**

May 25, 1990 [GB]	United Kingdom	2007149
[52] U.S. Cl.		D8/5
[58] Field of Search	D8/5, 4; 30/261-262, 30/252, 254	

[56] **References Cited**

U.S. PATENT DOCUMENTS

D. 194,185	12/1962	Rogers	D8/5
D. 265,376	7/1982	Harrison et al.	D8/5
D. 301,537	6/1989	Pittaway	D8/4
D. 301,538	6/1989	Pittaway	D8/4

OTHER PUBLICATIONS

Union Product Catalog, 1986, p. 42, pruning shears, item 8 in middle of page.

Gardena Catalog, Apr. 2, 1986, pruning shears, item a at top of page.

Farm, Aug. 1988, p. 59, pruning shears, item a at bottom of page.

Vinsman Company Catalog, 1989, p. 49 pruning shears, all three on page.

A. M. Leonard, Spring 1967, p. 40, item E on right side of page.

Hardware Age, p. 65, Sep. 1985, item 18 at top right hand corner.

Ames Catalog, 1986, p. 35, pruning shears, item A 23-092 at top lefthand corner of page.

A. M. Leonard, Inc. 1986, p. 38, pruning shears, item a at top of page.

Primary Examiner—Wallace R. Burke

Assistant Examiner—H. Baynham

Attorney, Agent, or Firm—Foley & Lardner

[57] **CLAIM**

The ornamental design for a garden pruner, as shown.

DESCRIPTION

FIG. 1 is a front elevational view of a garden pruner according to our new design;

FIG. 2 is a rear elevational view thereof;

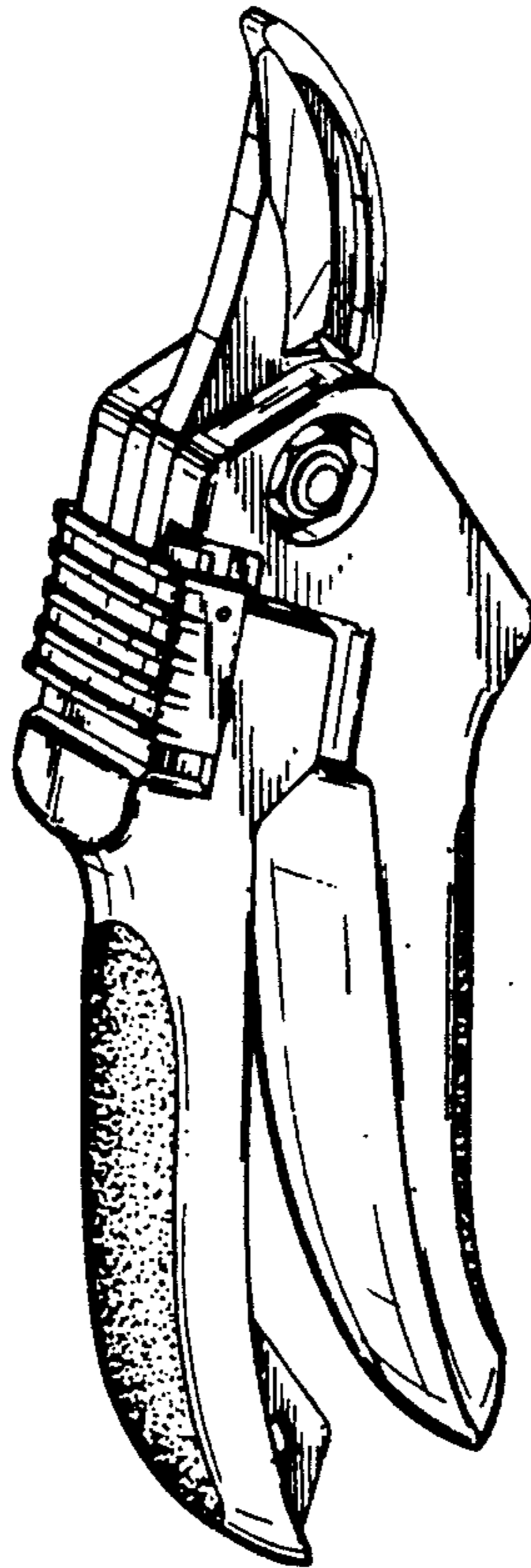
FIG. 3 is a right side elevational view thereof;

FIG. 4 is a top plan view thereof;

FIG. 5 is a left side elevational view thereof;

FIG. 6 is a bottom plan view thereof; and,

FIG. 7 is a perspective view thereof.



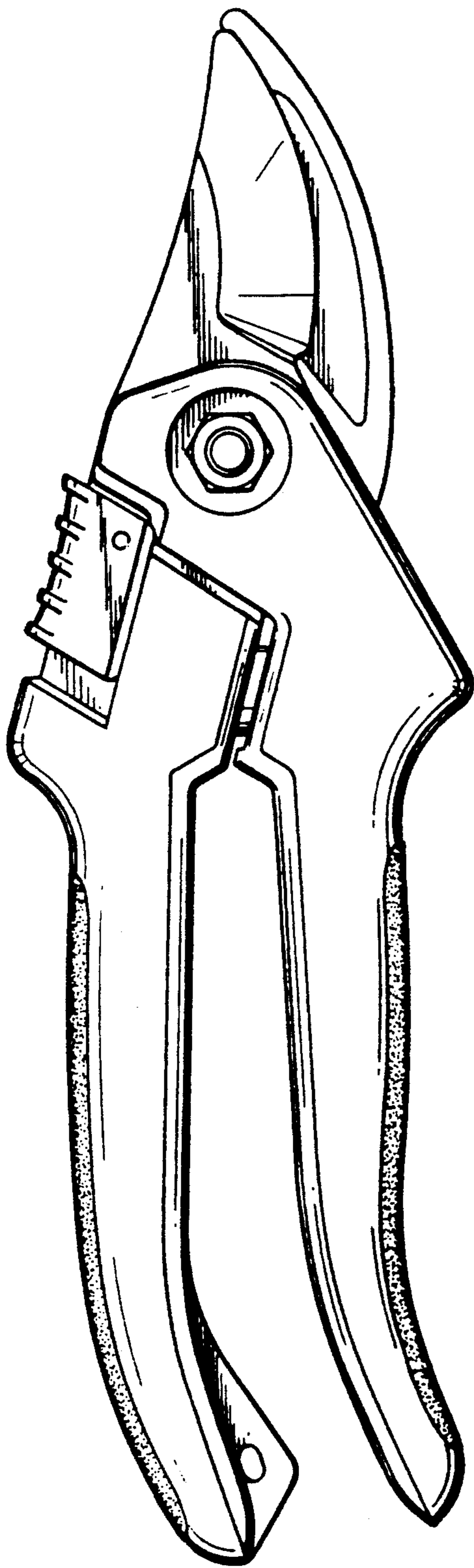


Fig. 1.

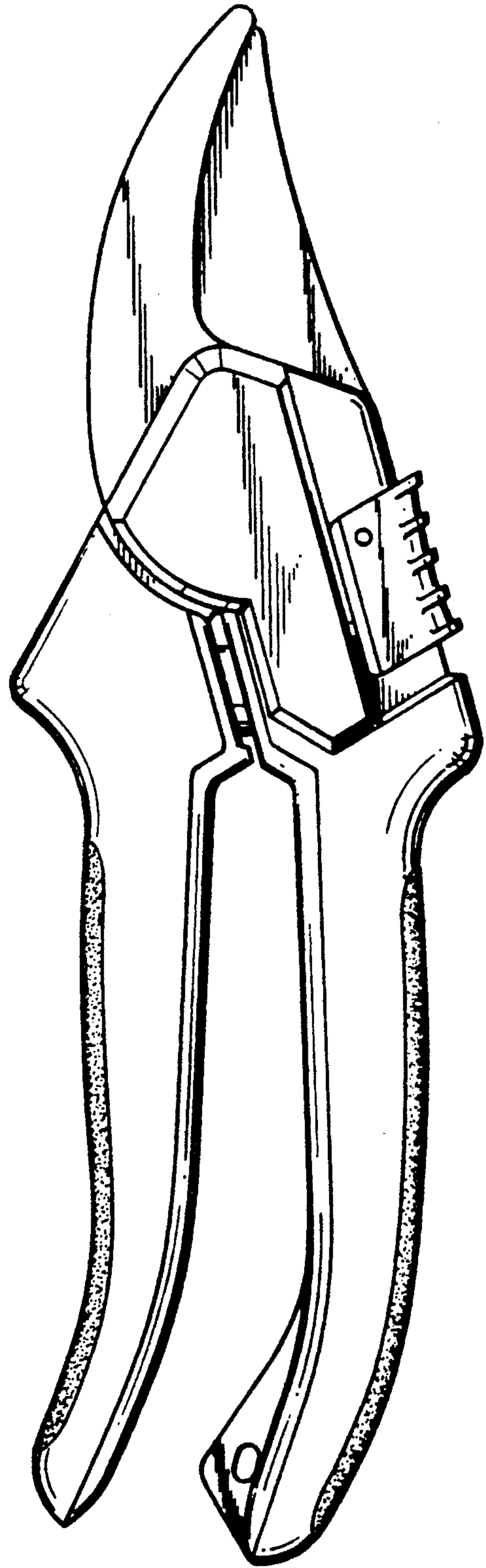


Fig. 2.

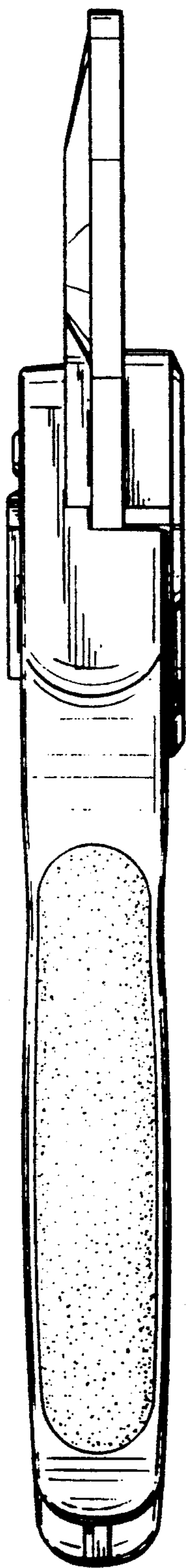


Fig. 3.

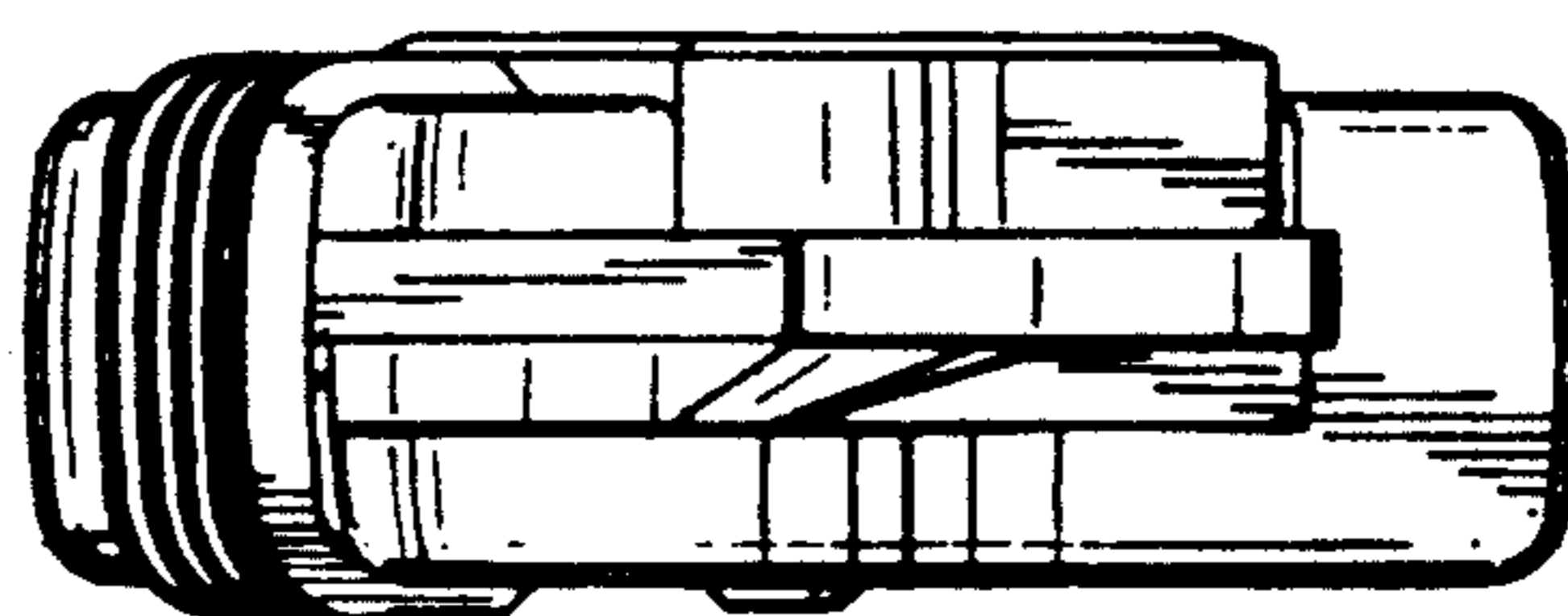


Fig. 4.

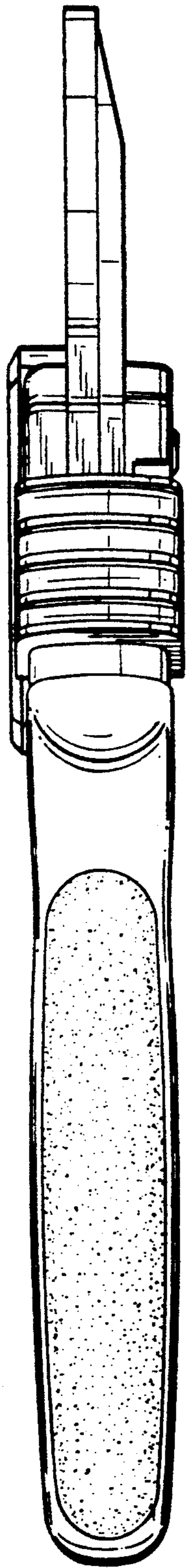


Fig. 5.




Fig. 6.

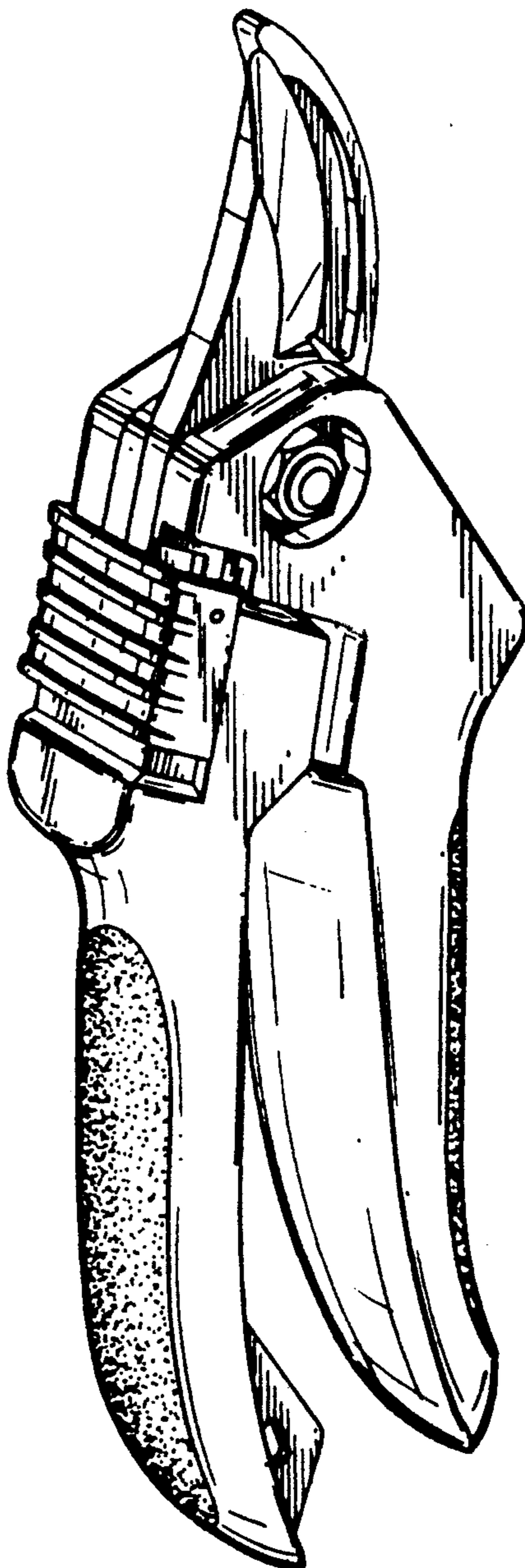


Fig. 7.